



ROAD AND TRANSPORTATION MASTER PLAN

WEST BANK AND GAZA STRIP

TA 2012013 PS 00 F10

Annex 10 – Manual Traffic Counts and Origin-Destination Surveys

SEPTEMBER 30, 2016





Table of Contents

1. Manual Traffic Counts Survey Details	7
Date and Time of Survey	7
Location of the Survey	7
Survey Methodology	13
Survey Data Analysis	13
2. Origin-Destination Survey Details	16
Date and Time of the Survey	16
Location of the Survey	16
Methodology of the Survey.....	19
3. Additional MTC Survey Details	22
Date and Time of the Survey	22
Location of the Survey	22
Survey Data Analysis	24
4. Original Survey Sheets	26
Manual Traffic Counts Survey Sheets	26
Additional Manual Traffic Counts Survey Sheets	118



List of Figures

Figure 1.	Map of the Manual Traffic Counts Survey Locations	8
Figure 2.	Total Number of Vehicles Counted at Each Survey Location	14
Figure 3.	Distribution of Counted Vehicles by Type of Plate	14
Figure 4.	Total Number of Vehicles Surveyed in Each Time Interval	15
Figure 5.	Map of Origin-Destination Survey Locations	17
Figure 6.	Template Form of OD Survey	20
Figure 7.	Map of Survey Locations	23
Figure 8.	Total Number of Vehicles Counted at Each Survey Location	25
Figure 9.	Distribution of Counted Vehicles by Type of License Plate	25

List of Tables

Tab 1.	Details of the Manual Traffic Counts Survey Locations.....	9
Tab 2.	Vehicles Classes Used in the MTC Survey.....	13
Tab 3.	Distribution of OD Survey Locations Types in West Bank and Gaza Strip	16
Tab 4.	Origin-Destination Survey Locations Details.....	18
Tab 5.	Additional MTC stations; Distribution in Palestinian Territories	22
Tab 6.	Additional MTC stations; Location Details.....	24
Tab 7.	Manual Traffic Counts Original Survey Sheet - Location MTC 01	27
Tab 8.	Manual Traffic Counts Original Survey Sheet - Location MTC 02-01.....	28
Tab 9.	Manual Traffic Counts Original Survey Sheet - Location MTC 02-02.....	29
Tab 10.	Manual Traffic Counts Original Survey Sheet - Location MTC 04.....	30
Tab 11.	Manual Traffic Counts Original Survey Sheet - Location MTC 05.....	31
Tab 12.	Manual Traffic Counts Original Survey Sheet - Location MTC 07.....	32
Tab 13.	Manual Traffic Counts Original Survey Sheet - Location MTC 08.....	33
Tab 14.	Manual Traffic Counts Original Survey Sheet - Location MTC 09.....	34
Tab 15.	Manual Traffic Counts Original Survey Sheet - Location MTC 11	35
Tab 16.	Manual Traffic Counts Original Survey Sheet - Location MTC 12.....	36
Tab 17.	Manual Traffic Counts Original Survey Sheet - Location MTC 13.....	37
Tab 18.	Manual Traffic Counts Original Survey Sheet - Location MTC 14.....	38
Tab 19.	Manual Traffic Counts Original Survey Sheet - Location MTC 15.....	39
Tab 20.	Manual Traffic Counts Original Survey Sheet - Location MTC 16.....	40
Tab 21.	Manual Traffic Counts Original Survey Sheet - Location MTC 18.....	41
Tab 22.	Manual Traffic Counts Original Survey Sheet - Location MTC 19.....	42
Tab 23.	Manual Traffic Counts Original Survey Sheet - Location MTC 20.....	43
Tab 24.	Manual Traffic Counts Original Survey Sheet - Location MTC 21	44
Tab 25.	Manual Traffic Counts Original Survey Sheet - Location MTC 22.....	45
Tab 26.	Manual Traffic Counts Original Survey Sheet - Location MTC 23.....	46



Tab 27.	Manual Traffic Counts Original Survey Sheet - Location MTC 24	47
Tab 28.	Manual Traffic Counts Original Survey Sheet - Location MTC 25	48
Tab 29.	Manual Traffic Counts Original Survey Sheet - Location MTC 26	49
Tab 30.	Manual Traffic Counts Original Survey Sheet - Location MTC 27	50
Tab 31.	Manual Traffic Counts Original Survey Sheet - Location MTC 28	51
Tab 32.	Manual Traffic Counts Original Survey Sheet - Location MTC 29	52
Tab 33.	Manual Traffic Counts Original Survey Sheet - Location MTC 30	53
Tab 34.	Manual Traffic Counts Original Survey Sheet - Location MTC 31	54
Tab 35.	Manual Traffic Counts Original Survey Sheet - Location MTC 32	55
Tab 36.	Manual Traffic Counts Original Survey Sheet - Location MTC 33	56
Tab 37.	Manual Traffic Counts Original Survey Sheet - Location MTC 34	57
Tab 38.	Manual Traffic Counts Original Survey Sheet - Location MTC 35	58
Tab 39.	Manual Traffic Counts Original Survey Sheet - Location MTC 36	59
Tab 40.	Manual Traffic Counts Original Survey Sheet - Location MTC 37	60
Tab 41.	Manual Traffic Counts Original Survey Sheet - Location MTC 38	61
Tab 42.	Manual Traffic Counts Original Survey Sheet - Location MTC 39	62
Tab 43.	Manual Traffic Counts Original Survey Sheet - Location MTC 40	63
Tab 44.	Manual Traffic Counts Original Survey Sheet - Location MTC 42	64
Tab 45.	Manual Traffic Counts Original Survey Sheet - Location MTC 43	65
Tab 46.	Manual Traffic Counts Original Survey Sheet - Location MTC 44	66
Tab 47.	Manual Traffic Counts Original Survey Sheet - Location MTC 45	67
Tab 48.	Manual Traffic Counts Original Survey Sheet - Location MTC 46	68
Tab 49.	Manual Traffic Counts Original Survey Sheet - Location MTC 47	69
Tab 50.	Manual Traffic Counts Original Survey Sheet - Location MTC 48	70
Tab 51.	Manual Traffic Counts Original Survey Sheet - Location MTC 49	71
Tab 52.	Manual Traffic Counts Original Survey Sheet - Location 01_OD_A.....	72
Tab 53.	Manual Traffic Counts Original Survey Sheet - Location 02_OD_A.....	73



Tab 54.	Manual Traffic Counts Original Survey Sheet - Location 03_OD_A.....	74
Tab 55.	Manual Traffic Counts Original Survey Sheet - Location 04_OD_A.....	75
Tab 56.	Manual Traffic Counts Original Survey Sheet - Location 05_OD_A.....	76
Tab 57.	Manual Traffic Counts Original Survey Sheet - Location 06_OD_A.....	77
Tab 58.	Manual Traffic Counts Original Survey Sheet - Location 08_OD_A.....	78
Tab 59.	Manual Traffic Counts Original Survey Sheet - Location 09_OD_A.....	79
Tab 60.	Manual Traffic Counts Original Survey Sheet - Location 10_OD_A.....	80
Tab 61.	Manual Traffic Counts Original Survey Sheet - Location 11_OD_A.....	81
Tab 62.	Manual Traffic Counts Original Survey Sheet - Location 12_OD_A.....	82
Tab 63.	Manual Traffic Counts Original Survey Sheet - Location 13_OD_A.....	83
Tab 64.	Manual Traffic Counts Original Survey Sheet - Location 14_OD_A.....	84
Tab 65.	Manual Traffic Counts Original Survey Sheet - Location 15_OD_A.....	85
Tab 66.	Manual Traffic Counts Original Survey Sheet - Location 16_OD_A.....	86
Tab 67.	Manual Traffic Counts Original Survey Sheet - Location 17_OD_A.....	87
Tab 68.	Manual Traffic Counts Original Survey Sheet - Location 18_OD_A.....	88
Tab 69.	Manual Traffic Counts Original Survey Sheet - Location 19_OD_A.....	89
Tab 70.	Manual Traffic Counts Original Survey Sheet - Location 20_OD_A.....	90
Tab 71.	Manual Traffic Counts Original Survey Sheet - Location 21_OD_A.....	91
Tab 72.	Manual Traffic Counts Original Survey Sheet - Location 22_OD_A.....	92
Tab 73.	Manual Traffic Counts Original Survey Sheet - Location 23_OD_A.....	93
Tab 74.	Manual Traffic Counts Original Survey Sheet - Location 24_OD_A.....	94
Tab 75.	Manual Traffic Counts Original Survey Sheet - Location 25_OD_A.....	95
Tab 76.	Manual Traffic Counts Original Survey Sheet - Location 26_OD_A.....	96
Tab 77.	Manual Traffic Counts Original Survey Sheet - Location 27_OD_A.....	97
Tab 78.	Manual Traffic Counts Original Survey Sheet - Location 29_OD_A.....	98
Tab 79.	Manual Traffic Counts Original Survey Sheet - Location 30_OD_A.....	99
Tab 80.	Manual Traffic Counts Original Survey Sheet - Location 31_OD_A.....	100

Tab 81.	Manual Traffic Counts Original Survey Sheet - Location 32_OD_A.....	101
Tab 82.	Manual Traffic Counts Original Survey Sheet - Location 33_OD_A.....	102
Tab 83.	Manual Traffic Counts Original Survey Sheet - Location 34_OD_A.....	103
Tab 84.	Manual Traffic Counts Original Survey Sheet - Location 35_OD_A.....	104
Tab 85.	Manual Traffic Counts Original Survey Sheet - Location 36_OD_A.....	105
Tab 86.	Manual Traffic Counts Original Survey Sheet - Location A_OD_B.....	106
Tab 87.	Manual Traffic Counts Original Survey Sheet - Location B_OD_B	107
Tab 88.	Manual Traffic Counts Original Survey Sheet - Location C_OD_B.....	108
Tab 89.	Manual Traffic Counts Original Survey Sheet - Location D_OD_B	109
Tab 90.	Manual Traffic Counts Original Survey Sheet - Location E_OD_B.....	110
Tab 91.	Manual Traffic Counts Original Survey Sheet - Location F_OD_B.....	111
Tab 92.	Manual Traffic Counts Original Survey Sheet - Location B_OD_C.....	112
Tab 93.	Manual Traffic Counts Original Survey Sheet - Location D_OD_C	113
Tab 94.	Manual Traffic Counts Original Survey Sheet - Location E_OD_C.....	114
Tab 95.	Manual Traffic Counts Original Survey Sheet - Location F_OD_C	115
Tab 96.	Manual Traffic Counts Original Survey Sheet - Location G_OD_C	116
Tab 97.	Manual Traffic Counts Original Survey Sheet - Location H_OD_C	117
Tab 98.	Additional Manual Traffic Counts Original Survey Sheet – Location MTC 01_Alt 1.	119
Tab 99.	Additional Manual Traffic Counts Original Survey Sheet – Location MTC 02	120
Tab 100.	Additional Manual Traffic Counts Original Survey Sheet – Location MTC 03	121
Tab 101.	Additional Manual Traffic Counts Original Survey Sheet – Location MTC 04	122
Tab 102.	Additional Manual Traffic Counts Original Survey Sheet – Location MTC 05	123
Tab 103.	Additional Manual Traffic Counts Original Survey Sheet – Location MTC 06	124
Tab 104.	Additional Manual Traffic Counts Original Survey Sheet – Location MTC 07	125
Tab 105.	Additional Manual Traffic Counts Original Survey Sheet – Location MTC 08	126
Tab 106.	Additional Manual Traffic Counts Original Survey Sheet – Location MTC 09_Alt	127
Tab 107.	Additional Manual Traffic Counts Original Survey Sheet – Location MTC 10	128

Introduction

Manual Traffic Counts (MTC) and Origin – Destination (OD) surveys were carried out on August 3, 2015 as part of the Road and Transportation Master Plan of West Bank and Gaza Strip.

These surveys were organized based on the results of the 7-Day Traffic Count survey (Refer to 7-days Traffic Counts Annex).

Manual Traffic Counts and Origin - Destination surveys are part of the on-site survey campaign, which main aim is to collect data regarding vehicle traffic volumes in order to acquire a comprehensive quantitative understanding of the existing traffic conditions and to collect necessary information to inform and validate the multi-modal transport model.

An additional Manual Traffic Count campaign was conducted on February 22, 2016, at the same locations with the aim to evaluate the increase in traffic volumes during the scholastic season.

crosscheck the previous results and to support the calibration/validation of the Base Model. Details and results of this survey can be found in the last chapter of this report.

This report includes the following four chapters:

- Manual Traffic Counts Survey Details
- Origin-Destination Survey Details
- Additional Manual Traffic Counts Survey
- Original Survey Sheets

1. Manual Traffic Counts Survey Details

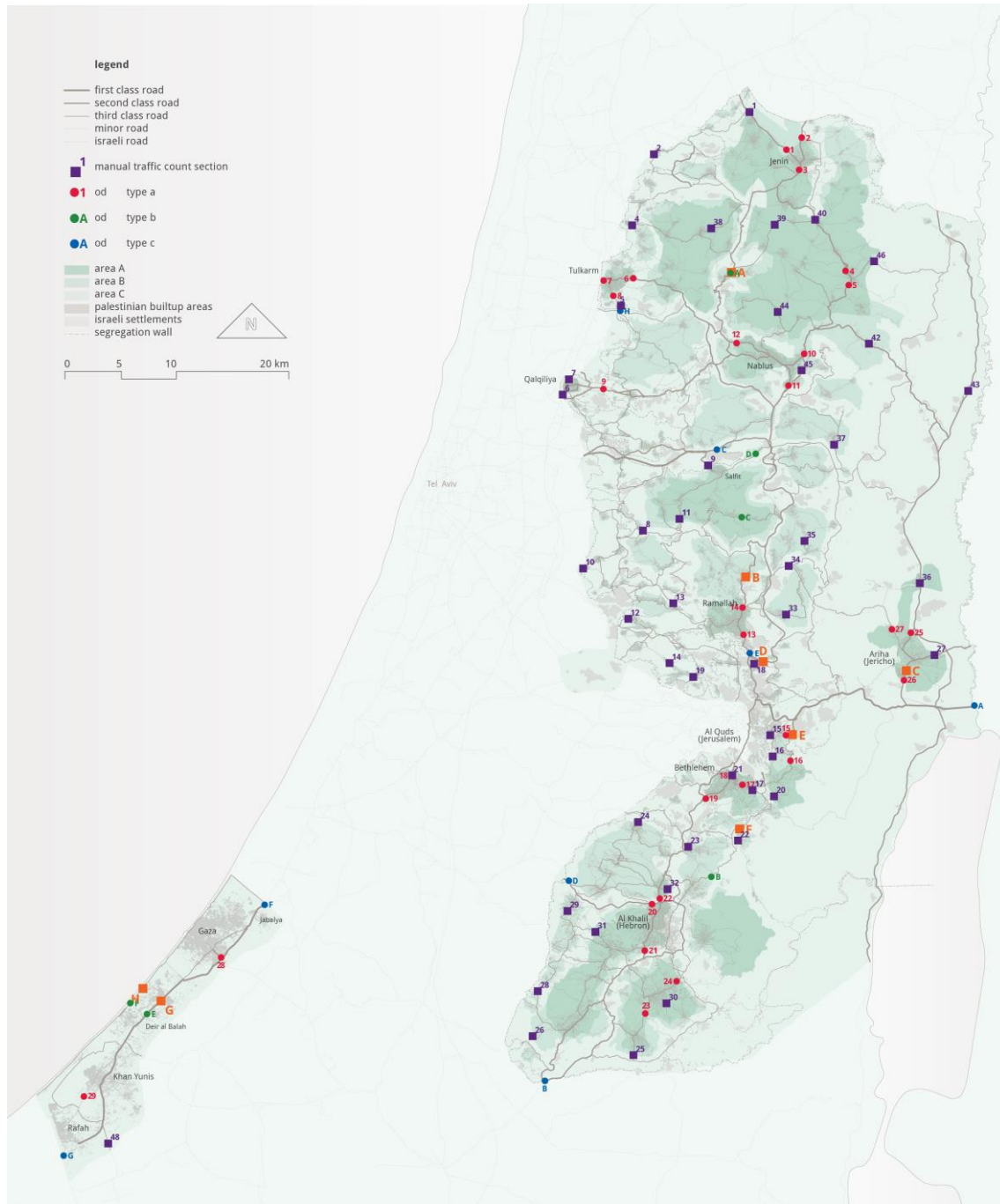
Date and Time of Survey

The Manual Traffic Counts survey was carried out on Monday, August 3, 2015, from 15.15 to 19.15.

Location of the Survey

The manual traffic counts survey was done in 91 different locations, among which 76 survey locations are in West Bank and 15 in Gaza Strip. Following table shows the name, coordinate and governorate of the survey points and the following figure is the map of the survey locations. The Origin – Destination Survey was carried out in 46 of these locations.

Figure 1. Map of the Manual Traffic Counts Survey Locations



Tab 1. Details of the Manual Traffic Counts Survey Locations

No.	Location Name	Coordinates	Governorate
1	MTC_01	32°31'8.81"N - 35°13'45.66"E	Jenin
2	MTC_02	32°25'57.98"N - 35° 8'46.01"E	Jenin
3	MTC_02_BIS	32°24'56.03"N - 35° 5'5.02"E	Tulkarm
4	MTC_04	32°23'5.99"N - 35° 3'57.05"E	Tulkarm
5	MTC_05	32°17'15.00"N - 35° 2'33.00"E	Tulkarm
6	MTC_07	32°11'36.00"N - 34°58'4.03"E	Qalqiliya
7	MTC_08	32°0'50.00"N - 35°4'28.00"E	Ramallah
8	MTC_09	32° 5'32.00"N - 35°10'8.00"E	Salfit
9	MTC_11	32° 2'14.00"N - 35° 7'39.26"E	Salfit
10	MTC_12	31°54'10.96"N - 35° 3'36.48"E	Salfit
11	MTC_13	31°55'15.00"N - 35° 7'14.87"E	Salfit
12	MTC_14	31°51'3.00"N - 35°6'47.00"E	Ramallah
13	MTC_15	31°45'57.00"N - 35°15'19.00"E	Jerusalem
14	MTC_16	31°44'19.40"N - 35°15'37.68"E	Jerusalem
15	MTC_18	31°51'5.00"N - 35°13'58.00"E	Ramallah
16	MTC_19	31°50'9.00"N - 35° 8'47.00"E	Ramallah
17	MTC_20	31°41'29.00"N - 35°15'48.00"E	Bethlehem
18	MTC_21	31°42'59.99"N - 35°12'9.06"E	Bethlehem
19	MTC_22	31°38'14.96"N - 35°12'38.97"E	Hebron
20	MTC_23	31°37'44.00"N - 35° 8'27.00"E	Hebron
21	MTC_24	31°39'25.00"N - 35° 4'3.01"E	Hebron
22	MTC_25	31°22'36.41"N - 35° 3'47.41"E	Hebron
23	MTC_26	31°24'10.00"N - 34°55'21.00"E	Hebron
24	MTC_27	31°51'39.73"N - 35°28'59.78"E	Jericho
25	MTC_28	31°27'18.00"N - 34°55'40.00"E	Hebron
26	MTC_29	31°33'10.02"N - 34°58'17.27"E	Hebron
27	MTC_30	31°26'29.35"N - 35° 6'42.37"E	Hebron
28	MTC_31	31°31'13.00"N - 35° 0'58.00"E	Hebron

No.	Location Name	Coordinates	Governorate
29	MTC_32	31°34'42.99"N - 35° 6'34.98"E	Hebron
30	MTC_33	31°54'41.41"N - 35°16'38.72"E	Ramallah
31	MTC_34	31°58'14.03"N - 35°16'57.71"E	Ramallah
32	MTC_35	31°59'57.99"N - 35°18'18.46"E	Ramallah
33	MTC_36	31°56'40.98"N - 35°28'11.95"E	Jericho
34	MTC_37	32°6'43.88"N - 35°20'55.69"E	Nablus
35	MTC_38	32°22'54.00"N - 35°11'16.67"E	Jenin
36	MTC_39	32°23'13.00"N - 35°15'54.00"E	Jenin
37	MTC_40	32°23'25.24"N - 35°19'16.48"E	Jenin
38	MTC_42	32°14'14.17"N - 35°24'9.08"E	Jericho
39	MTC_43	32°11'2.19"N - 35°32'22.34"E	Jericho
40	MTC_44	32°16'29.76"N - 35°16'6.08"E	Nablus
41	MTC_45	32°12'43.28"N - 35°18'24.77"E	Nablus
42	MTC_46	32°20'25.54"N - 35°24'16.13"E	Tubas
43	MTC_47	31°28'28.98"N - 34°27'48.06"E	Gaza City
44	MTC_48	31°28'28.98"N - 34°27'48.06"E	Gaza City
45	MTC_49	31°28'28.98"N - 34°27'48.06"E	Gaza City
46	01_OD_A	32°28'29.51"N - 35°16'50.76"E	Jenin
47	02_OD_A	32°29'28.93"N - 35°18'5.99"E	Jenin
48	03_OD_A	32°26'39.86"N - 35°17'37.18"E	Jenin
49	04_OD_A	32°19'49.70"N - 35°21'48.03"E	Tubas
50	05_OD_A	32°18'30.93"N - 35°21'54.02"E	Tubas
51	06_OD_A	32°19'9.26"N - 35° 3'47.84"E	Tulkarm
52	08_OD_A	32°17'31.94"N - 35° 2'15.93"E	Tulkarm
53	09_OD_A	32°11'6.01"N - 35°1'8.07"E	Qalqiliya
54	10_OD_A	32°13'43.85"N - 35°18'23.06"E	Nablus
55	11_OD_A	32°11'24.96"N - 35°16'58.07"E	Nablus
56	12_OD_A	32°14'27.93"N - 35°12'35.01"E	Nablus
57	13_OD_A	31°53'24.82"N - 35°12'55.72"E	Ramallah

No.	Location Name	Coordinates	Governorate
58	14_OD_A	31°54'39.90"N-35°12'57.03"E	Ramallah
59	15_OD_A	31°45'54.65"N-35°16'41.18"E	Jerusalem
60	16_OD_A	31°43'23.71"N-35°17'9.25"E	Bethlehem
61	17_OD_A	31°42'15.96"N-35°13'9.96"E	Bethlehem
62	18_OD_A	31°43'0.89"N-35°12'4.90"E	Bethlehem
63	19_OD_A	31°41'18.93"N-35° 9'54.11"E	Bethlehem
64	20_OD_A*	31°33'36.27"N-35° 5'15.78"E	Hebron
65	21_OD_A	31°30'23.01"N-35° 4'43.39"E	Hebron
66	22_OD_A	31°34'0.38"N-35° 5'59.97"E	Hebron
67	23_OD_A	31°25'36.02"N-35° 4'46.00"E	Hebron
68	24_OD_A	31°27'56.99"N-35° 7'23.24"E	Hebron
69	25_OD_A	31°53'7.94"N-35°27'19.00"E	Jericho
70	26_OD_A	31°49'54.80"N-35°26'47.00"E	Jericho
71	27_OD_A	31°53'35.08"N-35°25'45.29"E	Jericho
72	29_OD_A	31°19'21.93"N-34°17'12.19"E	Khan Younis
73	30_OD_A	31°30'16.54"N-34°24'58.68"E	Gaza City
74	31_OD_A	31°28'54.38"N-34°26'37.84"E	Gaza City
75	32_OD_A	31°21'47.44"N-34°19'20.67"E	Khan Younis
76	33_OD_A	31°21'17.92"N-34°16'54.68"E	Khan Younis
77	34_OD_A	31°19'27.73"N-34°14'3.29"E	Rafah
78	35_OD_A	31°16'19.46"N-34°17'14.53"E	Rafah
79	36_OD_A	31°18'27.00"N-34°15'58.05"E	Rafah
80	A_OD_B	32°20'47.97"N-35°12'1.40"E	Jenin
81	B_OD_B	31°35'50.88"N-35°10'39.41"E	Bethlehem
82	B_OD_C*	31°20'43.87"N-34°56'15.16"E	Hebron
83	C_OD_B	32° 1'46.89"N-35°12'41.92"E	Ramallah
84	D_OD_B	32° 6'14.69"N-35°13'59.89"E	Salfit
85	D_OD_C*	31°35'23.00"N-34°58'2.00"E	Hebron
86	E_OD_B	31°25'24.97"N-34°22'28.10"E	Deir Al Balah



No.	Location Name	Coordinates	Governorate
87	E_OD_C	31°51'53.10"N-35°13'37.19"E	Ramallah
88	F_OD_B	31°26'13.71"N-34°21'0.25"E	Deir Al Balah
89	F_OD_C	31°33'26.24"N-34°32'27.80"E	North Gaza
90	G_OD_C	31°15'1.98"N-34°15'37.63"E	Rafah
91	H_OD_C	32°16'55.07"N-35° 2'24.40"E	Tulkarm

*The location of the station was slightly changed due to not receiving the Israeli permit prior to the survey.

Survey Methodology

Two-way four-hour manual traffic counts were carried out in 91 survey locations. Directional classification counts were recorded every 15 minutes and vehicles were divided into eight types. Following table shows the type and class divisions of the vehicles used for the survey.

Tab 2. Vehicles Classes Used in the MTC Survey

MTC VEHICLE TYPE	AASHTO Vehicle Class	Vehicle Type
1	Class 1	Motorcycle
2	Class 2	Passenger Car
3	Class 3 and 5	Light Heavy Vehicles
4	Class 4	Private Bus
5		Service (Mini Bus Collective Taxi)
6	Class 4	Public Transport
7	Class 6, 7, 8 and 9	Large Heavy Vehicles
8	Class 10, 11, 12	Very Large Heavy Vehicles

In addition, different types of vehicle plates were also recorded according to the following classification:

- White plate (white columns in survey sheets): Private Palestinian vehicles
- Yellow plate (yellow columns in survey sheets): Private Israeli vehicles
- Green plate (green columns in survey sheets): Palestinian public services vehicles

A team of 403 surveyors, supported by several coordinators, carried out the Manual Traffic Counts and Origin - Destination survey campaigns.

Survey Data Analysis

The following charts give an overview of the data collected at the 91 locations during the Manual Traffic Counts Survey. The first figure below shows the total number of vehicles counted at each of the two directions of all the survey locations. The survey location MTC_31-OD-A has the highest number of passages with 7278 vehicles.

The second figure shows the percentage and total number of vehicles counted for each plate classification. Lastly, the third figure shows the total number of vehicles surveyed in each time interval.

Figure 2. Total Number of Vehicles Counted at Each Survey Location

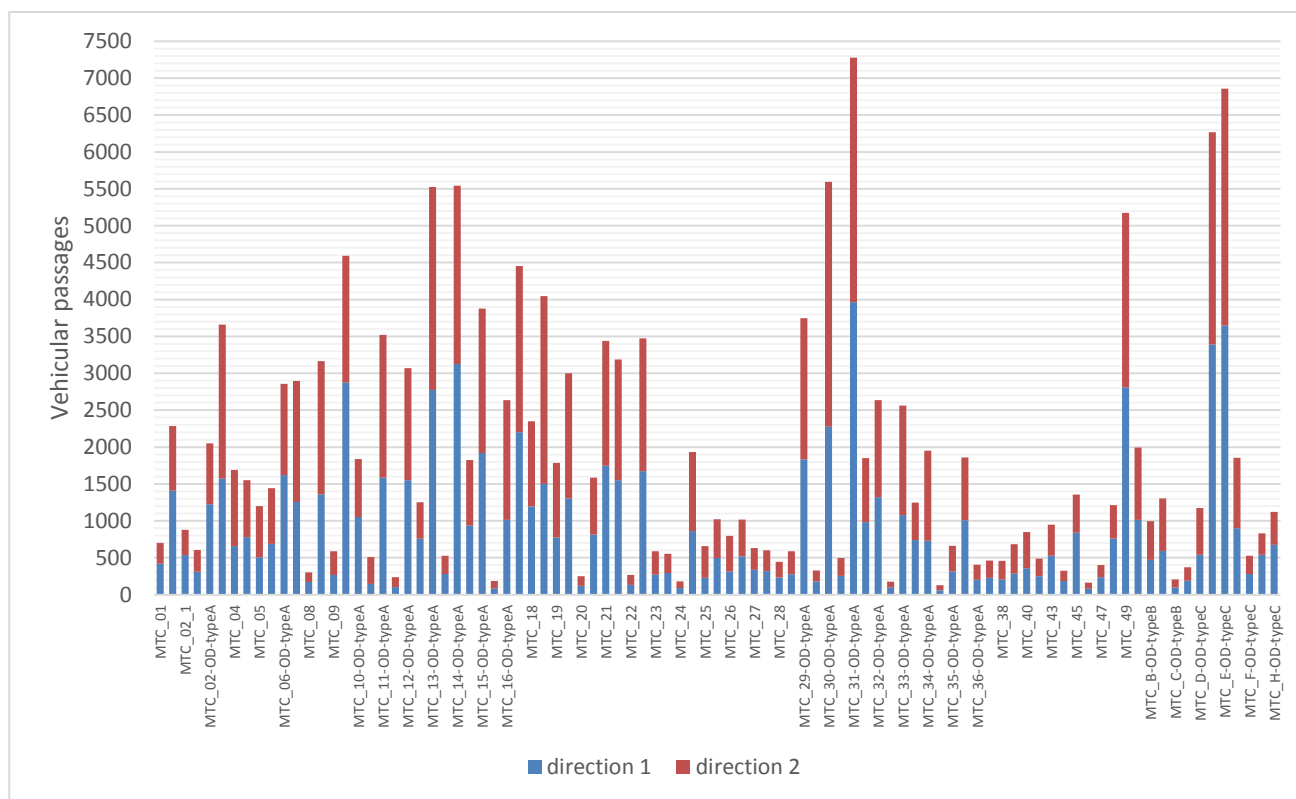


Figure 3. Distribution of Counted Vehicles by Type of Plate

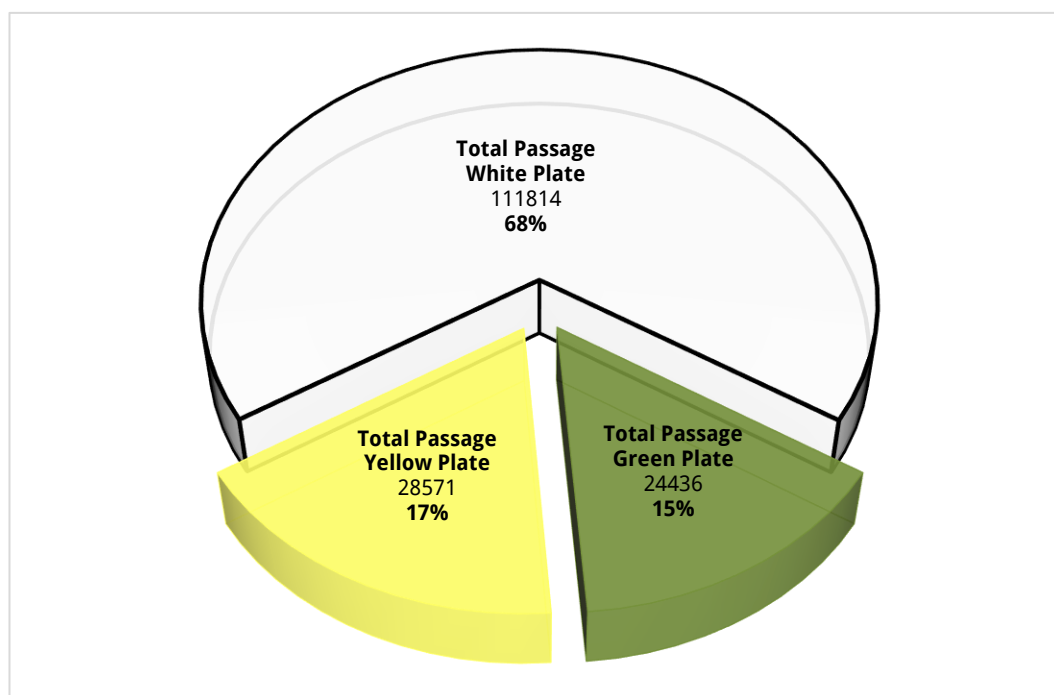
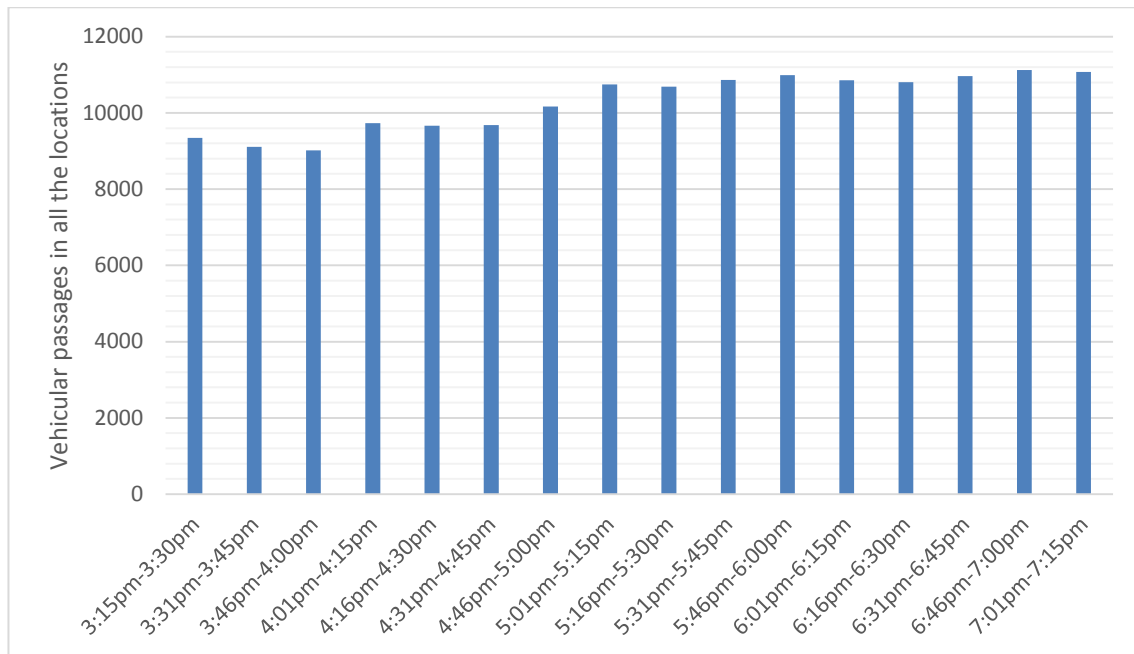


Figure 4. Total Number of Vehicles Surveyed in Each Time Interval



2. Origin-Destination Survey Details

Date and Time of the Survey

The Origin – Destination Survey was carried out at the same time of the MTC survey, on Monday, August 3, 2015, from 15.15 to 19.15.

Location of the Survey

The Origin – Destination Survey was done on 46 survey locations out of the 91 MTC survey locations, where 34 are in West Bank and 12 in Gaza Strip. The Survey Locations are divided into the following three types:

- OD Type A (for surveying the access/egress points to/from Palestinian cities)
- OD Type B (for surveying along main arterial roads)
- OD Type C (for surveying the access/egress points to/from West Bank and Gaza Strip)

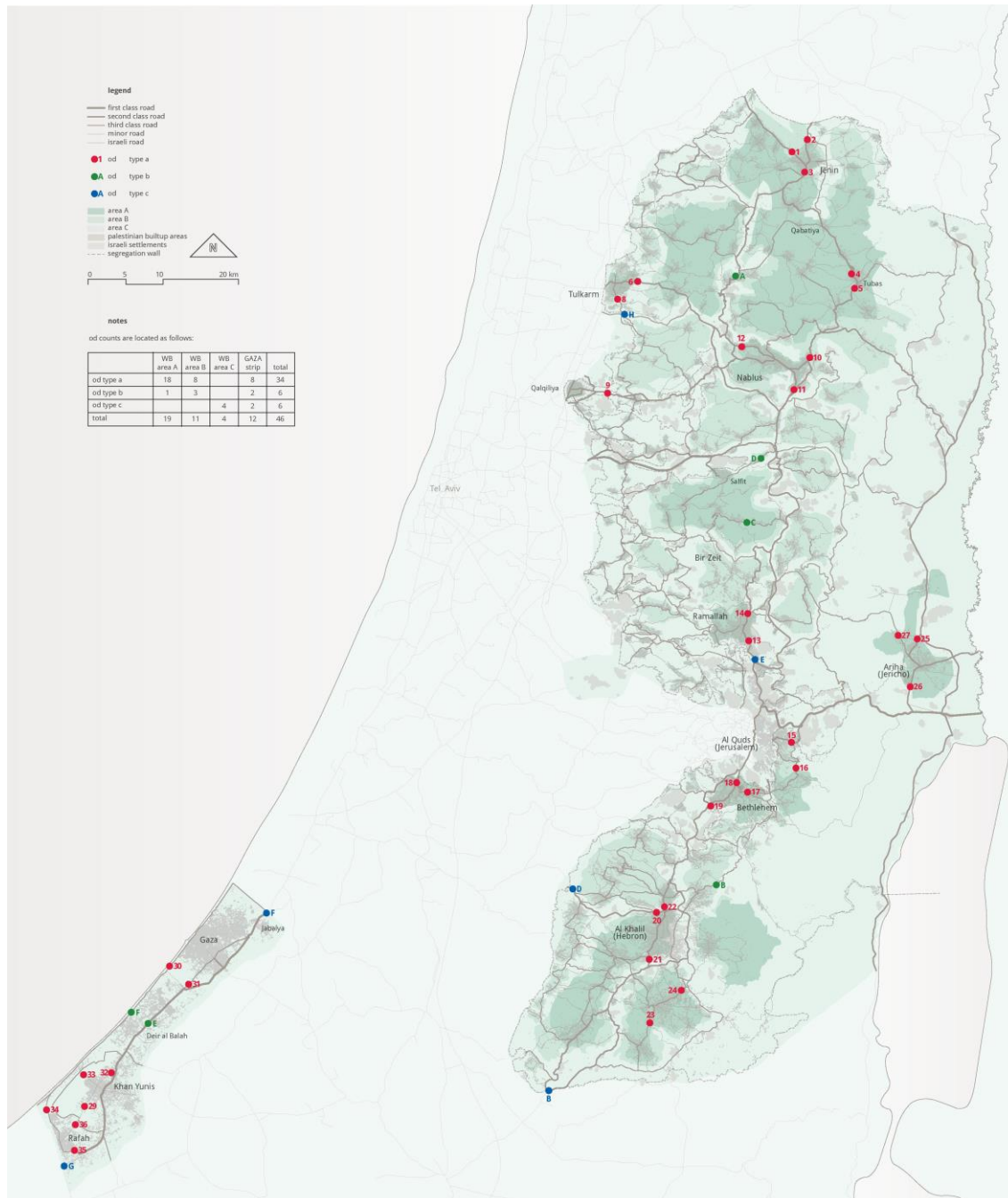
Following table shows the distribution of the types of survey locations in different areas of West Bank and Gaza Strip

Tab 3. Distribution of OD Survey Locations Types in West Bank and Gaza Strip

	West Bank Area A	West Bank Area B	West Bank Area C	Gaza Strip	Total
OD Type A	18	8	-	8	34
OD Type B	1	3	-	2	6
OD Type C	-	-	4	2	6
Total	19	11	4	12	46

Following figure shows the maps of the survey locations and the following table shows the name, coordinates and governorate of each survey location.

Figure 5. Map of Origin-Destination Survey Locations



Tab 4. Origin-Destination Survey Locations Details

No.	Location Name	Coordinates	Governorate
1	01_OD_A	32°28'29.51"N - 35°16'50.76"E	Jenin
2	02_OD_A	32°29'28.93"N- 35°18'5.99"E	Jenin
3	03_OD_A	32°26'39.86"N- 35°17'37.18"E	Jenin
4	04_OD_A	32°19'49.70"N-35°21'48.03"E	Tubas
5	05_OD_A	32°18'30.93"N-35°21'54.02"E	Tubas
6	06_OD_A	32°19'9.26"N-35° 3'47.84"E	Tulkarm
7	08_OD_A	32°17'31.94"N-35° 2'15.93"E	Tulkarm
8	09_OD_A	32°11'6.01"N- 35°1'8.07"E	Qalqiliya
9	10_OD_A	32°13'43.85"N- 35°18'23.06"E	Nablus
10	11_OD_A	32°11'24.96"N- 35°16'58.07"E	Nablus
11	12_OD_A	32°14'27.93"N- 35°12'35.01"E	Nablus
12	13_OD_A	31°53'24.82"N-35°12'55.72"E	Ramallah
13	14_OD_A	31°54'39.90"N-35°12'57.03"E	Ramallah
14	15_OD_A	31°45'54.65"N-35°16'41.18"E	Jerusalem
15	16_OD_A	31°43'23.71"N-35°17'9.25"E	Bethlehem
16	17_OD_A	31°42'15.96"N-35°13'9.96"E	Bethlehem
17	18_OD_A	31°43'0.89"N-35°12'4.90"E	Bethlehem
18	19_OD_A	31°41'18.93"N-35° 9'54.11"E	Bethlehem
19	20_OD_A*	31°33'36.27"N-35° 5'15.78"E	Hebron
20	21_OD_A	31°30'23.01"N-35° 4'43.39"E	Hebron
21	22_OD_A	31°34'0.38"N-35° 5'59.97"E	Hebron
22	23_OD_A	31°25'36.02"N-35° 4'46.00"E	Hebron
23	24_OD_A	31°27'56.99"N-35° 7'23.24"E	Hebron
24	25_OD_A	31°53'7.94"N-35°27'19.00"E	Jericho
25	26_OD_A	31°49'54.80"N-35°26'47.00"E	Jericho
26	27_OD_A	31°53'35.08"N-35°25'45.29"E	Jericho
27	29_OD_A	31°19'21.93"N-34°17'12.19"E	Khan Younis
28	30_OD_A	31°30'16.54"N-34°24'58.68"E	Deir Al Balah

No.	Location Name	Coordinates	Governorate
29	31_OD_A	31°28'54.38"N-34°26'37.84"E	Khan Younis
30	32_OD_A	31°21'47.44"N-34°19'20.67"E	Khan Younis
31	33_OD_A	31°21'17.92"N-34°16'54.68"E	Rafah
32	34_OD_A	31°19'27.73"N-34°14'3.29"E	Rafah
33	35_OD_A	31°16'19.46"N-34°17'14.53"E	Rafah
34	36_OD_A	31°18'27.00"N-34°15'58.05"E	Khan Younis
35	A_OD_B	32°20'47.97"N-35°12'1.40"E	Jenin
36	B_OD_B	31°35'50.88"N-35°10'39.41"E	Bethlehem
37	B_OD_C*	31°20'43.87"N-34°56'15.16"E	Hebron
38	C_OD_B	32° 1'46.89"N-35°12'41.92"E	Ramallah
39	D_OD_B	32° 6'14.69"N-35°13'59.89"E	Salfit
40	D_OD_C*	31°35'23.00"N-34°58'2.00"E	Hebron
41	E_OD_B	31°25'24.97"N-34°22'28.10"E	Gaza
42	E_OD_C	31°51'53.10"N-35°13'37.19"E	Ramallah
43	F_OD_B	31°26'13.71"N-34°21'0.25"E	Deir Al Balah
44	F_OD_C	31°33'26.24"N-34°32'27.80"E	North Gaza
45	G_OD_C	31°15'1.98"N-34°15'37.63"E	Rafah
46	H_OD_C	32°16'55.07"N-35° 2'24.40"E	Tulkarm

Methodology of the Survey

During the Origin – Destination Survey relevant information (vehicle type, vehicle occupancy, trip purpose, trip frequency, etc.) were collected through road-side interviews. The form in the following figure was used to collect the mentioned information. The collected data is available in digital format.

Figure 6. Template Form of OD Survey

TRIP ORIGIN AND DESTINATION SURVEY												
SURVEYOR number	POSITION number and direction (A/B)	A (IN)	INTERVIEW number	DATE					
				B (OUT)								
VEHICLE TYPE	PASSENGERS CAR					TAXI						
	BUS					COLLECTIVE TAXI						
NUMBER OF PEOPLE	Total	1	2	3	4	5	6	7	8	9	10	more:
	Women	1	2	3	4	5	6	7	8	9	10	more:
	Men	1	2	3	4	5	6	7	8	9	10	more:
(in case it is necessary) Vehicle Registered in (specify the State): PALESTINE ISRAEL												
ORIGIN / DESTINATION												
ORIGIN						DESTINATION						
WEST BANK												
LOCALITY	CLOSEST CITY				CLOSEST CITY				LOCALITY			
MAJOR CITIES												
URBAN DISTRICT/ADDRESS												URBAN DISTRICT/ADDRESS
	JENIN											
	NABLUS											
	RAMALLAH											
	EAST JERUSALEM											
	BETHLEHEM											
	JERICHO											
	HEBRON											
OUT OF WEST BANK												
	BORDER CROSSING											
TRIP PURPOSE												
WORK TO HOME												
SCHOOL TO HOME												
WORK TO NON-HOME												
SCHOOL TO NON-HOME												
BUSINESS												
LEISURE												
SHOPPING												
TOURISM												
VISIT TO FAMILY - FRIENDS												
HEALTHCARE - PUBLIC FACILITY												
OTHER												
TRIP FREQUENCY	EVERYDAY - ONCE A DAY (mark with a "X")										
	SUSPOSED INITIAL TRIP TIME (write time of departure)										
	EXPECTED ROUND TRIP TRAVEL TIME (write time)										
	NUMBER OF TIMES A WEEK (write how many times)										
	NUMBER OF TIMES A MONTH (write how many times)										
	NUMBER OF CHECKPOINTS (write number of checkpoints)										



TRIP ORIGIN AND DESTINATION SURVEY												
SURVEYOR number	POSITION number and direction (A/B)	A (IN)	INTERVIEW number	DATE					
				B (OUT)								
VEHICLE TYPE	PASSENGERS CAR					TAXI						
	BUS					COLLECTIVE TAXI						
NUMBER OF PEOPLE	Total	1	2	3	4	5	6	7	8	9	10	more:
	Women	1	2	3	4	5	6	7	8	9	10	more:
	Men	1	2	3	4	5	6	7	8	9	10	more:
(in case it is necessary) Vehicle Registered in (specify the State):												
PAL/STINE ISRAEL												
ORIGIN / DESTINATION												
ORIGIN						DESTINATION						
GAZA												
LOCALITY	CLOSEST CITY						CLOSEST CITY	LOCALITY				
MAJOR CITIES												
URBAN DISTRICT/ADDRESS												URBAN DISTRICT/ADDRESS
	GAZA CITY											
	DEIR AL BALAH											
	KHAN YOUNIS											
	RAFAH											
OUT OF GAZA												
	BORDER CROSSING											
TRIP PURPOSE												
WORK TO HOME												
SCHOOL TO HOME												
WORK TO NON-HOME												
SCHOOL TO NON-HOME												
BUSINESS												
LEISURE												
SHOPPING												
VISIT TO FAMILY - FRIENDS												
HEALTHCARE - PUBLIC FACILITY												
OTHER:												
TRIP FREQUENCY	EVERYDAY - ONCE A DAY (mark with a "X")											
	SUSPECTED INITIAL TRIP TIME (write time of departure)											
	EXPECTED ROUND TRIP TRAVEL TIME (write time)											
	NUMBER OF TIMES A WEEK (write how many times)											
	NUMBER OF TIMES A MONTH (write how many times)											
NUMBER OF CHECKPOINTS (write number of checkpoints)												
ADDITIONAL QUESTIONS												
ARE YOU SATISFIED WITH TRAFFIC CONDITIONS IN PALESTINE?											Y	N
IF NO, WHAT IS IN YOUR OPINION THE MAJOR ISSUE FOR PALESTINIAN TRAFFIC:												
CHECKPOINTS	<input type="checkbox"/>	ROAD CONDITIONS	<input type="checkbox"/>	CONGESTION	<input type="checkbox"/>							
FUEL PRICE	<input type="checkbox"/>	LACK OF TRAFFIC SIGNALS	<input type="checkbox"/>	ROAD SAFETY	<input type="checkbox"/>							
LACK OF INFRASTRUCTURE/CONNECTIONS	<input type="checkbox"/>	OTHER	<input type="checkbox"/>									
IF ONE OR MORE OF THESE ISSUES WILL BE REMOVED, DO YOU THINK YOU ARE GOING TO TRAVEL MORE?											Y	N
WHY DID YOU CHOOSE THIS MEAN OF TRANSPORTATION?												
FASTEST	<input type="checkbox"/>	CHEAPEST	<input type="checkbox"/>	MORE CONFORTABLE	<input type="checkbox"/>							
FUEL PRICE	<input type="checkbox"/>	THERE IS NO OTHER SERVICE	<input type="checkbox"/>	SAFER	<input type="checkbox"/>							
I DO NOT OWN A CAR	<input type="checkbox"/>	OTHER	<input type="checkbox"/>									
IF PROVIDED WITH AN EFFICIENT MEANS MASS TRANSIT TRANSPORT SYSTEM, WOULD YOU CONSIDER USING IT											Y	N

3. Additional MTC Survey Details

Date and Time of the Survey

An additional Manual Traffic Counts campaign was carried out on February 22, 2016, from 15.15 to 19.15.

Location of the Survey

A set of 10 MTC stations were identified for the survey, among which 9 are located in West Bank and 1 in Gaza Strip. Following table shows the distribution of the survey locations in different areas of West Bank and Gaza Strip.

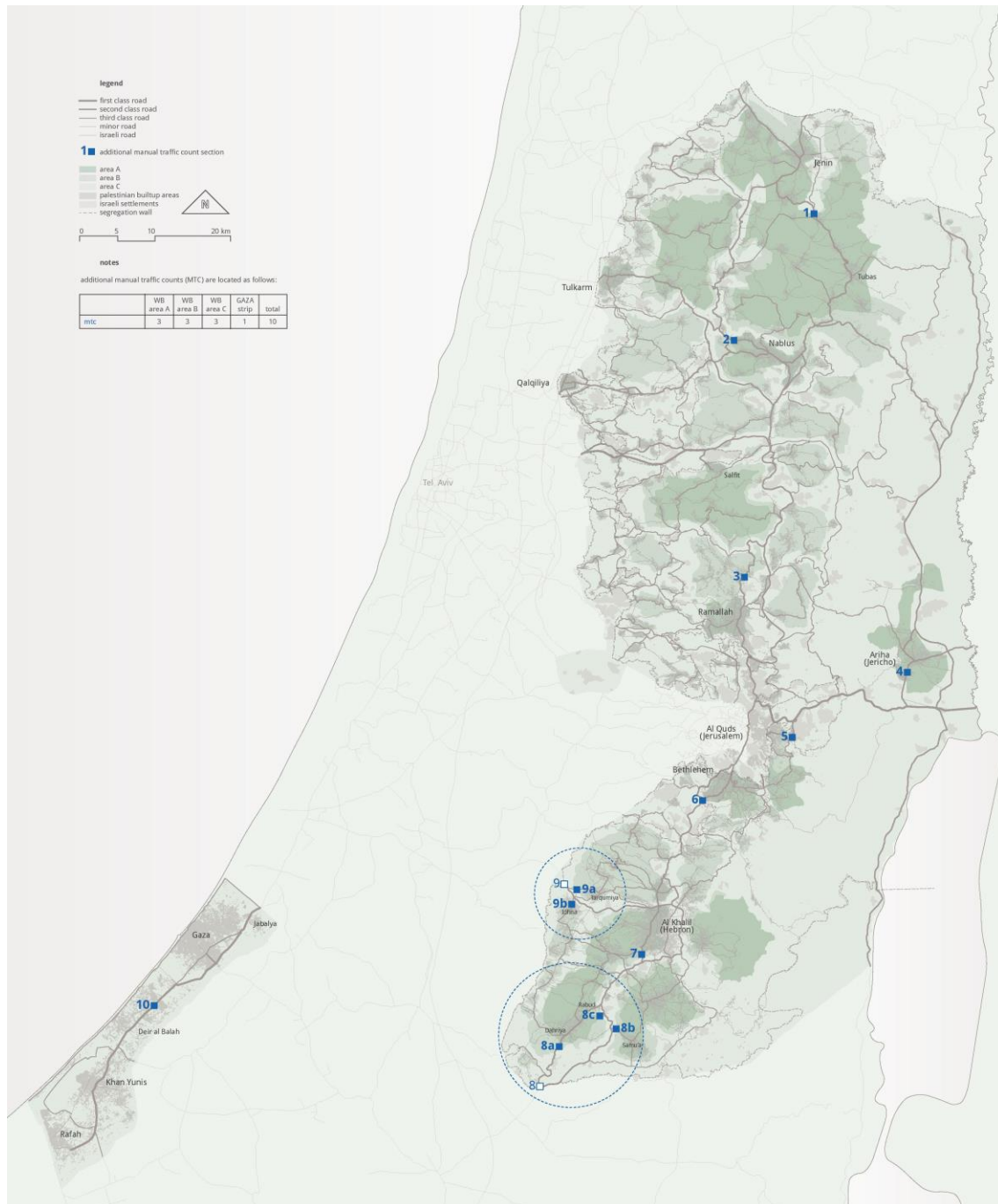
Survey points are located in the previous MTC locations in order to establish a solid comprehensive basis for evaluating the increase in traffic during the scholastic season.

Tab 5. Additional MTC stations; Distribution in Palestinian Territories

	West Bank Area A	West Bank Area B	West Bank Area C	Gaza Strip	Total
MTC	3	3	3	1	10

The survey locations MTC 1 and MTC 9 on Area C were subjected to slight changes due to different issues at the time of the survey with Israeli army and survey at location MTC 8 was not permitted. Following table shows the name, coordinate and governorate of the survey locations and figure below shows the survey locations.

Figure 7. Map of Survey Locations



Tab 6. Additional MTC stations; Location Details

No.	Station	Coordinates	Governorate
1	MTC-1	32°23'2.85"N - 35°19'32.12"E	Jenin
2	MTC-2	32°14'27.93"N - 35°12'35.01"E	Nablus
3	MTC-3	31°57'28.92"N - 35°13'27.02"	Ramallah
4	MTC-4	31°50'47.02"N - 35°27'0.75"E	Jericho
5	MTC-5	31°45'55.78"N - 35°17'12.41"E	Jerusalem
6	MTC-6	31°41'18.93"N - 35° 9'54.11"E	Bethlehem
7	MTC-7	31°30'23.01"N - 35° 4'43.39"E	Hebron
8	MTC-8*	31°20'43.87"N - 34°56'15.16"E	Hebron
9	MTC-9*	31°35'23.00"N - 34°58'2.00"E	Hebron
10	MTC-10	31°26'23.98"N - 34°23'37.80"E	Deir Al Balah

*Locations of these MTC stations were changed during the survey due to difficulties encountered.

Survey Data Analysis

The following charts give an overview of the data collected at 9 locations during the Additional Manual Traffic Counts Survey. First figure shows the total number of vehicles counted at each of the two directions of all the survey locations. The survey location MTC_05 has the highest number of passages with 5937 vehicles. Second figure shows the percentage and total number of vehicles counted for each license plate classification.

Figure 8. Total Number of Vehicles Counted at Each Survey Location

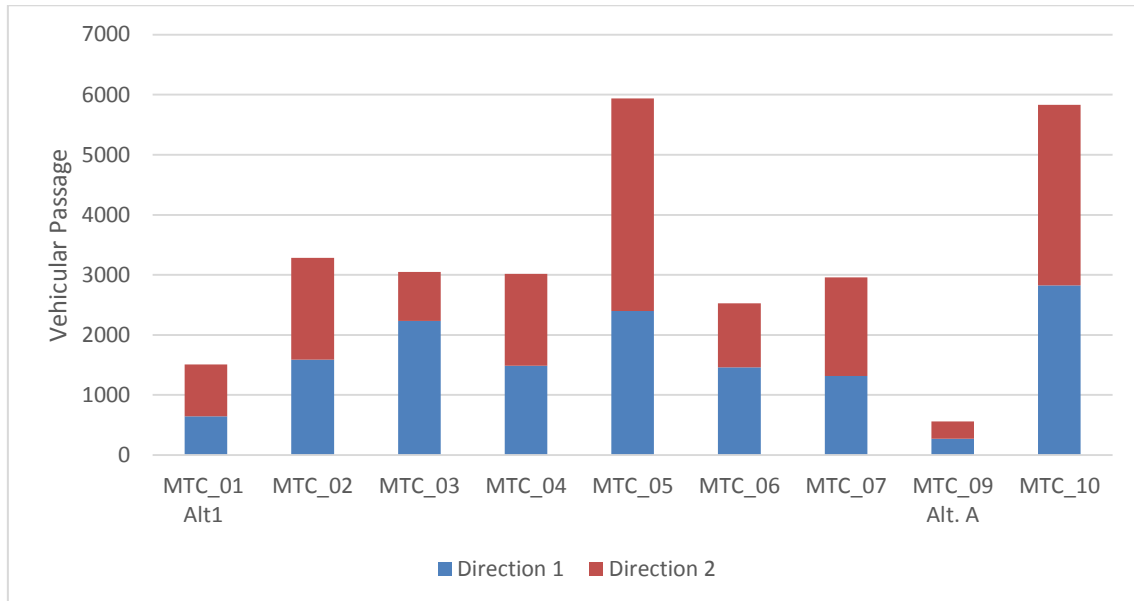
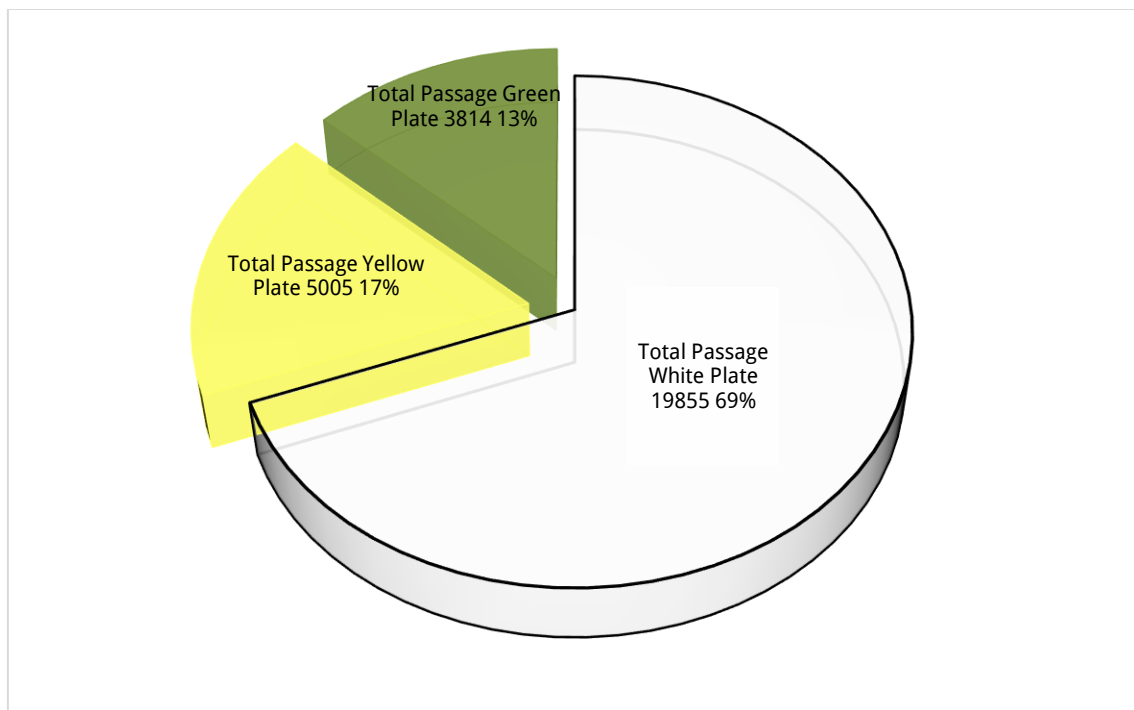


Figure 9. Distribution of Counted Vehicles by Type of License Plate





4. Original Survey Sheets

Manual Traffic Counts Survey Sheets

Following tables are the original manual traffic counts survey sheets.



Tab 7. Manual Traffic Counts Original Survey Sheet - Location MTC 01

Date	Position	Direction	Time	1 MOTORCYCLE		2 PASSENGER CAR		3 LIGHT HEAVY VHLS		4 PRIVATE BUS		SERVICE (MINIBUS COLLECTIVE TAXI)	6 PUBLIC TRANSPORT		7 LARGE HEAVY VHLS #01		8 LARGE HEAVY VHLS #02	
				(AASHTO CLASS 1)	(AASHTO CLASS 1)	(AASHTO CLASS 2)	(AASHTO CLASS 2)	(AASHTO CLASS 3 AND 5)	(AASHTO CLASS 4)	(AASHTO CLASS 4)	(AASHTO CLASS 4)	(AASHTO CLASS 4)	(AASHTO CLASS 4)	(AASHTO CLASS 4)	(AASHTO CLASS 6,7,8,9)	(AASHTO CLASS 7,8,9)	(AASHTO CLASS 10,11,12,13)	(AASHTO CLASS 10,11,12,13)
03.08.15	MTC 01	NW-Border	3:15pm-3:30pm	0	0	11	1	1	1	0	0	3	0	0	2	0	0	0
03.08.15	MTC 01	NW-Border	3:31pm-3:45pm	0	0	17	0	3	1	0	0	5	0	0	0	0	0	0
03.08.15	MTC 01	NW-Border	3:46pm-4:00pm	0	0	12	0	2	0	0	0	3	1	0	1	0	0	1
03.08.15	MTC 01	NW-Border	4:01pm-4:15pm	0	0	11	0	0	0	2	0	4	0	0	1	0	0	0
03.08.15	MTC 01	NW-Border	4:16pm-4:30pm	0	0	17	0	0	1	0	0	2	0	0	1	0	0	0
03.08.15	MTC 01	NW-Border	4:31pm-4:45pm	0	0	12	0	1	0	1	1	5	0	0	2	0	0	0
03.08.15	MTC 01	NW-Border	4:46pm-5:00pm	0	0	9	1	1	0	0	0	6	0	0	1	0	0	0
03.08.15	MTC 01	NW-Border	5:01pm-5:15pm	0	0	18	1	2	1	0	0	4	0	0	0	0	0	0
03.08.15	MTC 01	NW-Border	5:16pm-5:30pm	0	0	17	2	3	2	0	0	3	0	0	1	0	1	0
03.08.15	MTC 01	NW-Border	5:31pm-5:45pm	0	1	16	0	1	2	0	1	4	0	0	2	0	0	0
03.08.15	MTC 01	NW-Border	5:46pm-6:00pm	0	0	22	2	1	1	0	0	2	0	0	2	0	0	0
03.08.15	MTC 01	NW-Border	6:01pm-6:15pm	0	0	18	0	1	0	0	1	4	0	0	1	0	0	0
03.08.15	MTC 01	NW-Border	6:16pm-6:30pm	0	0	22	2	0	3	0	0	5	0	0	0	0	0	0
03.08.15	MTC 01	NW-Border	6:31pm-6:45pm	1	0	16	1	3	3	0	1	1	0	0	1	0	0	0
03.08.15	MTC 01	NW-Border	6:46pm-7:00pm	0	0	15	3	2	1	0	1	2	0	0	3	0	0	0
03.08.15	MTC 01	NW-Border	7:01pm-7:15pm	1	0	30	1	0	0	0	1	5	0	0	3	0	0	0
03.08.15	MTC 01	SE-lenin	3:15pm-3:30pm	0	0	5	1	1	0	0	1	6	0	0	0	0	0	0
03.08.15	MTC 01	SE-lenin	3:31pm-3:45pm	0	0	9	1	0	0	2	0	3	0	0	0	0	0	0
03.08.15	MTC 01	SE-lenin	3:46pm-4:00pm	0	0	6	1	0	0	1	0	2	0	0	1	0	0	0
03.08.15	MTC 01	SE-lenin	4:01pm-4:15pm	0	0	8	0	1	0	0	0	4	0	0	3	0	0	0
03.08.15	MTC 01	SE-lenin	4:16pm-4:30pm	0	0	13	0	1	0	2	0	4	0	0	0	1	0	1
03.08.15	MTC 01	SE-lenin	4:31pm-4:45pm	0	0	4	0	1	0	0	0	2	0	0	2	0	0	0
03.08.15	MTC 01	SE-lenin	4:46pm-5:00pm	0	0	6	1	0	0	2	0	6	0	0	0	0	0	0
03.08.15	MTC 01	SE-lenin	5:01pm-5:15pm	0	0	5	1	1	0	0	0	2	0	0	1	0	0	0
03.08.15	MTC 01	SE-lenin	5:16pm-5:30pm	1	0	11	1	0	3	0	0	2	0	0	0	0	0	0
03.08.15	MTC 01	SE-lenin	5:31pm-5:45pm	0	0	9	0	0	0	2	0	3	0	0	2	0	0	0
03.08.15	MTC 01	SE-lenin	5:46pm-6:00pm	1	0	17	2	0	0	0	1	2	0	0	3	0	1	0
03.08.15	MTC 01	SE-lenin	6:01pm-6:15pm	0	0	19	0	2	0	1	1	3	0	0	1	0	0	0
03.08.15	MTC 01	SE-lenin	6:16pm-6:30pm	0	0	11	0	0	1	0	0	1	0	0	0	0	0	0
03.08.15	MTC 01	SE-lenin	6:31pm-6:45pm	0	0	10	1	2	0	0	0	1	0	0	1	0	0	0
03.08.15	MTC 01	SE-lenin	6:46pm-7:00pm	1	0	15	4	1	3	0	0	2	0	0	1	0	0	0
03.08.15	MTC 01	SE-lenin	7:01pm-7:15pm	2	0	17	0	1	3	0	1	2	0	0	0	0	0	0



Tab 8. Manual Traffic Counts Original Survey Sheet - Location MTC 02-01

Date	Position	Direction	Time	1 MOTORCYCLE		2 PASSENGER CAR		3 LIGHT HEAVY VHLS		4 PRIVATE BUS		SERVICE		6 PUBLIC TRANSPORT		7 LARGE HEAVY VHLS #01		8 LARGE HEAVY VHLS #02	
				(AASHTO CLASS 1)	(AASHTO CLASS 1)	(AASHTO CLASS 2)	(AASHTO CLASS 2)	(AASHTO CLASS 3 AND 5)	(AASHTO CLASS 3 AND 5)	(AASHTO CLASS 4)	(AASHTO CLASS 4)	(MINIBUS COLLECTIVE TAXI)	(AASHTO CLASS 4)	(AASHTO CLASS 4)	(AASHTO CLASS 4)	(AASHTO CLASS 6,7&9)	(AASHTO CLASS 6,7&9)	(AASHTO CLASS 10,11,12,13)	(AASHTO CLASS 10,11,12,13)
03.08.15	MTC 02_1	E-Zibda Ya'bad	3:15pm-3:30pm	0	0	16	0	3	1	2	4	0	1	0	0	0	1	0	0
03.08.15	MTC 02_1	E-Zibda Ya'bad	3:31pm-3:45pm	0	0	9	0	2	1	4	1	6	0	4	1	1	0	2	0
03.08.15	MTC 02_1	E-Zibda Ya'bad	3:46pm-4:00pm	0	0	21	0	1	4	1	6	0	3	0	0	0	0	0	0
03.08.15	MTC 02_1	E-Zibda Ya'bad	4:01pm-4:15pm	0	0	22	1	2	2	0	3	0	2	0	0	1	0	0	0
03.08.15	MTC 02_1	E-Zibda Ya'bad	4:16pm-4:30pm	0	0	29	1	0	0	3	0	1	0	0	0	1	0	0	0
03.08.15	MTC 02_1	E-Zibda Ya'bad	4:31pm-4:45pm	0	0	27	0	1	1	0	6	0	4	0	0	3	0	0	0
03.08.15	MTC 02_1	E-Zibda Ya'bad	4:46pm-5:00pm	0	0	19	2	3	2	1	6	0	1	0	0	0	0	0	0
03.08.15	MTC 02_1	E-Zibda Ya'bad	5:01pm-5:15pm	0	0	25	2	1	1	0	1	0	6	0	0	0	0	1	0
03.08.15	MTC 02_1	E-Zibda Ya'bad	5:16pm-5:30pm	0	0	26	0	4	0	4	0	4	0	0	0	0	0	0	0
03.08.15	MTC 02_1	E-Zibda Ya'bad	5:31pm-5:45pm	0	0	35	0	2	1	0	3	0	2	0	0	1	0	0	0
03.08.15	MTC 02_1	E-Zibda Ya'bad	5:46pm-6:00pm	0	0	21	1	5	2	1	6	0	4	0	1	0	0	0	0
03.08.15	MTC 02_1	E-Zibda Ya'bad	6:01pm-6:15pm	0	0	26	0	2	1	1	2	0	0	0	0	0	0	0	0
03.08.15	MTC 02_1	E-Zibda Ya'bad	6:16pm-6:30pm	0	0	22	1	1	0	0	5	0	0	0	0	2	1	1	0
03.08.15	MTC 02_1	E-Zibda Ya'bad	6:31pm-6:45pm	0	0	14	1	2	2	0	5	0	1	0	0	0	0	0	0
03.08.15	MTC 02_1	E-Zibda Ya'bad	6:46pm-7:00pm	0	0	16	0	2	3	0	3	0	3	0	1	1	0	0	0
03.08.15	MTC 02_1	E-Zibda Ya'bad	7:01pm-7:15pm	0	0	18	0	1	1	1	2	0	1	0	0	0	0	0	0
03.08.15	MTC 02_1	W-Checkpoint	3:15pm-3:30pm	0	0	5	1	0	0	3	6	0	2	0	0	0	0	0	0
03.08.15	MTC 02_1	W-Checkpoint	3:31pm-3:45pm	0	0	16	1	2	5	1	0	0	2	0	0	2	0	0	0
03.08.15	MTC 02_1	W-Checkpoint	3:46pm-4:00pm	0	0	16	0	0	3	2	2	0	4	0	1	0	0	0	0
03.08.15	MTC 02_1	W-Checkpoint	4:01pm-4:15pm	0	0	13	1	2	2	0	2	0	4	0	0	1	0	0	0
03.08.15	MTC 02_1	W-Checkpoint	4:16pm-4:30pm	0	0	13	0	3	2	0	4	0	2	0	0	0	0	0	0
03.08.15	MTC 02_1	W-Checkpoint	4:31pm-4:45pm	0	0	8	1	0	0	0	5	0	4	0	0	1	0	1	0
03.08.15	MTC 02_1	W-Checkpoint	4:46pm-5:00pm	0	0	9	0	0	0	0	4	0	2	0	0	1	0	0	0
03.08.15	MTC 02_1	W-Checkpoint	5:01pm-5:15pm	0	0	18	2	1	0	0	2	0	2	0	0	1	0	0	0
03.08.15	MTC 02_1	W-Checkpoint	5:16pm-5:30pm	1	0	11	1	3	1	3	0	0	3	0	0	1	0	0	0
03.08.15	MTC 02_1	W-Checkpoint	5:31pm-5:45pm	0	0	17	0	0	3	0	3	0	1	0	0	1	0	0	0
03.08.15	MTC 02_1	W-Checkpoint	5:46pm-6:00pm	0	0	12	0	3	1	0	2	0	1	0	0	1	0	0	0
03.08.15	MTC 02_1	W-Checkpoint	6:01pm-6:15pm	0	0	7	1	4	0	0	5	0	1	0	0	0	0	0	0
03.08.15	MTC 02_1	W-Checkpoint	6:16pm-6:30pm	0	0	9	0	2	2	0	1	0	2	0	0	0	0	0	0
03.08.15	MTC 02_1	W-Checkpoint	6:31pm-6:45pm	0	0	7	0	0	0	0	1	0	1	0	0	2	0	0	0
03.08.15	MTC 02_1	W-Checkpoint	6:46pm-7:00pm	0	0	15	2	1	1	0	3	0	1	0	0	3	0	1	0
03.08.15	MTC 02_1	W-Checkpoint	7:01pm-7:15pm	0	0	13	0	0	0	1	3	0	3	0	0	0	0	0	0



Tab 9. Manual Traffic Counts Original Survey Sheet - Location MTC 02-02

Date	Position	Direction	Time	1 MOTORCYCLE		2 PASSENGER CAR		3 LIGHT HEAVY VHLS		4 PRIVATE BUS		SERVICE (MINIBUS COLLECTIVE TAXI)	6 PUBLIC TRANSPORT		7 LARGE HEAVY VHLS #01		8 LARGE HEAVY VHLS #02	
				(AASHTO CLASS 1)	(AASHTO CLASS 1)	(AASHTO CLASS 2)	(AASHTO CLASS 2)	(AASHTO CLASS 3 AND 5)	(AASHTO CLASS 3 AND 5)	(AASHTO CLASS 4)	(AASHTO CLASS 4)		(AASHTO CLASS 4)	(AASHTO CLASS 4)	(AASHTO CLASS 6,7&9)	(AASHTO CLASS 6,7&9)	(AASHTO CLASS 10,11,12,13)	(AASHTO CLASS 10,11,12,13)
03.08.15	MTC 02.2	E-Bada Al Sharqiya	3:15pm-3:30pm	0	0	7	0	0	0	0	0	2	0	0	0	0	0	0
03.08.15	MTC 02.2	E-Bada Al Sharqiya	3:31pm-3:45pm	0	0	13	0	0	0	0	3	0	0	0	0	0	0	0
03.08.15	MTC 02.2	E-Bada Al Sharqiya	3:46pm-4:00pm	0	0	20	0	0	2	0	1	0	0	0	1	0	0	0
03.08.15	MTC 02.2	E-Bada Al Sharqiya	4:01pm-4:15pm	0	0	11	1	0	0	0	3	0	1	0	0	0	1	0
03.08.15	MTC 02.2	E-Bada Al Sharqiya	4:16pm-4:30pm	0	0	9	0	1	1	0	1	0	0	0	0	0	0	0
03.08.15	MTC 02.2	E-Bada Al Sharqiya	4:31pm-4:45pm	0	0	15	2	0	1	0	2	0	0	0	0	0	1	0
03.08.15	MTC 02.2	E-Bada Al Sharqiya	4:46pm-5:00pm	0	0	16	0	0	2	0	0	1	0	0	0	0	1	0
03.08.15	MTC 02.2	E-Bada Al Sharqiya	5:01pm-5:15pm	2	0	15	1	1	0	0	3	0	0	0	1	0	0	0
03.08.15	MTC 02.2	E-Bada Al Sharqiya	5:16pm-5:30pm	0	0	24	0	1	0	0	0	1	0	0	1	0	0	0
03.08.15	MTC 02.2	E-Bada Al Sharqiya	5:31pm-5:45pm	0	0	11	1	1	2	0	0	1	0	0	1	1	0	0
03.08.15	MTC 02.2	E-Bada Al Sharqiya	5:46pm-6:00pm	0	0	20	0	0	0	0	0	0	0	0	0	0	0	0
03.08.15	MTC 02.2	E-Bada Al Sharqiya	6:01pm-6:15pm	0	0	11	0	2	1	0	2	0	0	0	1	0	0	0
03.08.15	MTC 02.2	E-Bada Al Sharqiya	6:16pm-6:30pm	0	0	9	0	0	1	0	3	0	0	0	0	0	0	0
03.08.15	MTC 02.2	E-Bada Al Sharqiya	6:31pm-6:45pm	0	0	20	1	1	0	0	0	0	0	0	0	0	0	0
03.08.15	MTC 02.2	E-Bada Al Sharqiya	6:46pm-7:00pm	0	0	15	1	1	0	0	0	3	0	0	2	0	0	0
03.08.15	MTC 02.2	E-Bada Al Sharqiya	7:01pm-7:15pm	0	0	19	1	0	0	0	1	0	0	0	3	0	1	0
03.08.15	MTC 02.2	NW-Checkpoint	3:15pm-3:30pm	0	0	7	0	0	2	0	0	2	0	0	2	0	2	0
03.08.15	MTC 02.2	NW-Checkpoint	3:31pm-3:45pm	0	0	5	0	0	1	0	1	0	0	0	1	0	0	0
03.08.15	MTC 02.2	NW-Checkpoint	3:46pm-4:00pm	1	0	11	1	0	1	0	0	0	0	0	1	0	0	0
03.08.15	MTC 02.2	NW-Checkpoint	4:01pm-4:15pm	1	0	13	1	0	0	1	0	0	0	0	2	0	0	0
03.08.15	MTC 02.2	NW-Checkpoint	4:16pm-4:30pm	1	0	9	1	0	0	1	0	0	0	0	0	0	1	0
03.08.15	MTC 02.2	NW-Checkpoint	4:31pm-4:45pm	0	0	17	0	0	2	0	4	0	1	0	2	0	1	0
03.08.15	MTC 02.2	NW-Checkpoint	4:46pm-5:00pm	0	0	14	1	0	0	0	1	0	0	0	0	0	1	0
03.08.15	MTC 02.2	NW-Checkpoint	5:01pm-5:15pm	0	0	14	1	0	0	0	1	0	0	0	0	0	0	0
03.08.15	MTC 02.2	NW-Checkpoint	5:16pm-5:30pm	0	0	16	1	2	0	0	2	0	0	0	0	0	0	0
03.08.15	MTC 02.2	NW-Checkpoint	5:31pm-5:45pm	0	0	21	0	1	2	0	3	0	1	0	0	0	0	0
03.08.15	MTC 02.2	NW-Checkpoint	5:46pm-6:00pm	0	0	17	0	0	0	0	1	0	0	0	0	0	0	0
03.08.15	MTC 02.2	NW-Checkpoint	6:01pm-6:15pm	3	0	13	0	1	0	0	0	0	0	0	1	1	0	0
03.08.15	MTC 02.2	NW-Checkpoint	6:16pm-6:30pm	0	0	13	0	0	1	0	0	2	0	0	1	0	0	0
03.08.15	MTC 02.2	NW-Checkpoint	6:31pm-6:45pm	0	0	8	3	0	2	0	1	0	0	0	2	0	0	0
03.08.15	MTC 02.2	NW-Checkpoint	6:46pm-7:00pm	0	0	15	1	0	0	0	2	0	0	0	1	0	0	0
03.08.15	MTC 02.2	NW-Checkpoint	7:01pm-7:15pm	1	0	13	0	1	1	0	2	0	0	0	0	0	0	0



Tab 10. Manual Traffic Counts Original Survey Sheet - Location MTC 04

Date	Position	Direction	Time	1 MOTORCYCLE		2 PASSENGER CAR		3 LIGHT HEAVY VHLS		4 PRIVATE BUS		SERVICE (MINIBUS COLLECTIVE TAXI)	6 PUBLIC TRANSPORT		7 LARGE HEAVY VHLS #01		8 LARGE HEAVY VHLS #02	
				(AASHTO CLASS 1)	(AASHTO CLASS 1)	(AASHTO CLASS 2)	(AASHTO CLASS 2)	(AASHTO CLASS 3 AND 5)	(AASHTO CLASS 3 AND 5)	(AASHTO CLASS 4)	(AASHTO CLASS 4)	(MINIBUS COLLECTIVE TAXI)	(AASHTO CLASS 4)	(AASHTO CLASS 4)	(AASHTO CLASS 6,7&9)	(AASHTO CLASS 6,7&9)	(AASHTO CLASS 10,11,12,13)	(AASHTO CLASS 10,11,12,13)
03.08.15	MTC 04	E-N-Zeita-Bada Al Sharqiya	3:15pm-3:30pm	1	0	18	8	1	0	0	5	8	0	0	3	0	2	0
03.08.15	MTC 04	E-N-Zeita-Bada Al Sharqiya	3:31pm-3:45pm	0	0	10	10	0	1	0	0	4	2	0	1	0	0	0
03.08.15	MTC 04	E-N-Zeita-Bada Al Sharqiya	3:46pm-4:00pm	0	0	22	7	0	3	0	3	9	0	0	2	0	0	0
03.08.15	MTC 04	E-N-Zeita-Bada Al Sharqiya	4:01pm-4:15pm	0	0	14	4	0	5	0	0	2	0	0	1	0	0	0
03.08.15	MTC 04	E-N-Zeita-Bada Al Sharqiya	4:16pm-4:30pm	0	0	24	4	2	1	0	4	6	0	0	1	0	0	0
03.08.15	MTC 04	E-N-Zeita-Bada Al Sharqiya	4:31pm-4:45pm	0	0	27	5	0	3	0	0	3	0	0	2	0	0	1
03.08.15	MTC 04	E-N-Zeita-Bada Al Sharqiya	4:46pm-5:00pm	0	0	31	5	0	4	0	1	1	3	0	1	0	1	0
03.08.15	MTC 04	E-N-Zeita-Bada Al Sharqiya	5:01pm-5:15pm	0	0	25	0	1	1	0	2	2	0	0	4	0	0	0
03.08.15	MTC 04	E-N-Zeita-Bada Al Sharqiya	5:16pm-5:30pm	0	0	40	2	3	2	0	0	2	0	0	2	0	0	0
03.08.15	MTC 04	E-N-Zeita-Bada Al Sharqiya	5:31pm-5:45pm	1	0	29	4	3	4	0	2	1	1	0	4	0	0	0
03.08.15	MTC 04	E-N-Zeita-Bada Al Sharqiya	5:46pm-6:00pm	1	0	34	2	1	2	0	0	1	0	0	2	0	0	0
03.08.15	MTC 04	E-N-Zeita-Bada Al Sharqiya	6:01pm-6:15pm	0	0	31	2	0	6	1	0	3	0	0	4	0	0	0
03.08.15	MTC 04	E-N-Zeita-Bada Al Sharqiya	6:16pm-6:30pm	0	0	24	5	1	4	0	1	1	0	0	3	1	0	0
03.08.15	MTC 04	E-N-Zeita-Bada Al Sharqiya	6:31pm-6:45pm	0	0	25	4	0	1	0	0	1	0	0	3	0	0	0
03.08.15	MTC 04	E-N-Zeita-Bada Al Sharqiya	6:46pm-7:00pm	0	0	31	2	2	1	0	3	0	0	0	5	0	0	0
03.08.15	MTC 04	E-N-Zeita-Bada Al Sharqiya	7:01pm-7:15pm	0	0	24	2	1	0	0	0	1	0	0	3	0	2	0
03.08.15	MTC 04	S-W-Illar-Atil	3:15pm-3:30pm	0	0	34	4	0	1	0	1	2	0	0	2	0	0	0
03.08.15	MTC 04	S-W-Illar-Atil	3:31pm-3:45pm	0	0	30	5	1	5	0	3	4	0	0	2	0	0	0
03.08.15	MTC 04	S-W-Illar-Atil	3:46pm-4:00pm	0	0	28	5	1	7	0	0	5	3	0	2	0	0	1
03.08.15	MTC 04	S-W-Illar-Atil	4:01pm-4:15pm	0	0	46	5	0	5	0	0	3	0	0	3	0	0	0
03.08.15	MTC 04	S-W-Illar-Atil	4:16pm-4:30pm	1	0	49	5	0	2	0	2	4	1	0	3	0	0	0
03.08.15	MTC 04	S-W-Illar-Atil	4:31pm-4:45pm	0	0	54	5	1	6	0	2	5	0	0	5	0	1	0
03.08.15	MTC 04	S-W-Illar-Atil	4:46pm-5:00pm	0	0	55	5	3	7	0	0	3	0	0	2	0	1	0
03.08.15	MTC 04	S-W-Illar-Atil	5:01pm-5:15pm	0	0	53	2	4	2	0	2	4	0	0	1	0	0	0
03.08.15	MTC 04	S-W-Illar-Atil	5:16pm-5:30pm	0	0	75	6	4	5	0	4	2	0	0	0	0	0	0
03.08.15	MTC 04	S-W-Illar-Atil	5:31pm-5:45pm	2	0	62	1	6	1	1	3	0	7	1	0	3	0	0
03.08.15	MTC 04	S-W-Illar-Atil	5:46pm-6:00pm	0	0	55	0	2	5	0	0	3	0	0	1	0	0	0
03.08.15	MTC 04	S-W-Illar-Atil	6:01pm-6:15pm	0	0	37	5	3	4	0	1	5	0	0	2	0	1	0
03.08.15	MTC 04	S-W-Illar-Atil	6:16pm-6:30pm	0	0	32	4	0	3	0	1	0	0	0	2	0	0	0
03.08.15	MTC 04	S-W-Illar-Atil	6:31pm-6:45pm	0	0	43	5	2	5	0	3	0	4	1	0	2	0	1
03.08.15	MTC 04	S-W-Illar-Atil	6:46pm-7:00pm	0	0	48	2	3	3	0	1	0	4	1	0	2	0	0
03.08.15	MTC 04	S-W-Illar-Atil	7:01pm-7:15pm	0	0	36	1	3	4	0	2	2	0	0	3	0	0	0



Tab 11. Manual Traffic Counts Original Survey Sheet - Location MTC 05

Date	Position	Direction	Time	1 MOTORCYCLE		2 PASSENGER CAR		3 LIGHT HEAVY VHLS		4 PRIVATE BUS		SERVICE		6 PUBLIC TRANSPORT		7 LARGE HEAVY VHLS #01		8 LARGE HEAVY VHLS #02	
				(AASHTO CLASS 1)	(AASHTO CLASS 1)	(AASHTO CLASS 2)	(AASHTO CLASS 2)	(AASHTO CLASS 3 AND 5)	(AASHTO CLASS 3 AND 5)	(AASHTO CLASS 4)	(AASHTO CLASS 4)	(MINIBUS COLLECTIVE TAXI)	(AASHTO CLASS 4)	(AASHTO CLASS 4)	(AASHTO CLASS 4)	(AASHTO CLASS 6,7&9)	(AASHTO CLASS 6,7&9)	(AASHTO CLASS 10,11,12,13)	(AASHTO CLASS 10,11,12,13)
03.08.15	MTC 05	NW-Tulkarm	3:15pm-3:30pm	1	1	10	4	13	2	1	0	2	0	0	0	0	1	0	0
03.08.15	MTC 05	NW-Tulkarm	3:31pm-3:45pm	0	0	9	2	14	3	0	0	1	0	0	0	1	0	0	0
03.08.15	MTC 05	NW-Tulkarm	3:46pm-4:00pm	0	0	14	3	6	0	0	0	1	0	0	0	0	1	0	0
03.08.15	MTC 05	NW-Tulkarm	4:01pm-4:15pm	0	0	8	2	11	1	3	0	1	0	0	0	0	0	0	0
03.08.15	MTC 05	NW-Tulkarm	4:16pm-4:30pm	0	0	9	2	14	3	1	0	2	0	0	0	0	0	0	1
03.08.15	MTC 05	NW-Tulkarm	4:31pm-4:45pm	0	0	7	1	8	0	1	0	2	0	1	1	0	0	0	0
03.08.15	MTC 05	NW-Tulkarm	4:46pm-5:00pm	0	0	6	1	13	0	2	1	0	2	0	0	0	0	0	0
03.08.15	MTC 05	NW-Tulkarm	5:01pm-5:15pm	0	0	8	4	11	0	0	0	1	0	0	1	1	0	0	0
03.08.15	MTC 05	NW-Tulkarm	5:16pm-5:30pm	0	0	7	2	25	0	0	0	2	0	2	2	1	0	0	0
03.08.15	MTC 05	NW-Tulkarm	5:31pm-5:45pm	0	0	8	1	8	0	5	0	2	0	0	0	0	0	0	0
03.08.15	MTC 05	NW-Tulkarm	5:46pm-6:00pm	0	0	10	2	17	0	3	0	2	0	0	0	1	2	0	0
03.08.15	MTC 05	NW-Tulkarm	6:01pm-6:15pm	0	0	10	0	16	1	0	0	1	0	0	0	0	0	0	1
03.08.15	MTC 05	NW-Tulkarm	6:16pm-6:30pm	0	0	8	5	15	2	4	0	1	0	0	0	0	0	0	0
03.08.15	MTC 05	NW-Tulkarm	6:31pm-6:45pm	0	0	5	2	20	0	3	0	1	0	0	1	0	0	0	0
03.08.15	MTC 05	NW-Tulkarm	6:46pm-7:00pm	0	0	14	4	21	0	4	0	0	0	0	0	0	0	0	0
03.08.15	MTC 05	NW-Tulkarm	7:01pm-7:15pm	0	0	13	3	18	1	3	0	0	0	0	0	2	0	1	0
03.08.15	MTC 05	SE-Shufa	3:15pm-3:30pm	0	0	15	3	16	3	1	0	3	0	0	1	2	0	0	0
03.08.15	MTC 05	SE-Shufa	3:31pm-3:45pm	0	0	12	4	25	0	1	0	2	0	0	2	1	0	0	1
03.08.15	MTC 05	SE-Shufa	3:46pm-4:00pm	0	0	13	2	19	0	2	0	6	0	0	0	0	0	0	0
03.08.15	MTC 05	SE-Shufa	4:01pm-4:15pm	0	0	22	5	21	1	4	0	5	0	0	1	0	0	0	0
03.08.15	MTC 05	SE-Shufa	4:16pm-4:30pm	0	0	16	0	22	1	2	0	5	0	0	0	1	1	0	0
03.08.15	MTC 05	SE-Shufa	4:31pm-4:45pm	0	0	10	1	20	1	2	0	4	0	0	2	2	0	0	1
03.08.15	MTC 05	SE-Shufa	4:46pm-5:00pm	1	1	16	2	19	0	1	0	2	0	1	1	0	0	0	0
03.08.15	MTC 05	SE-Shufa	5:01pm-5:15pm	0	0	18	3	25	1	2	0	2	0	1	2	1	0	1	0
03.08.15	MTC 05	SE-Shufa	5:16pm-5:30pm	0	0	20	3	20	1	0	0	3	0	0	1	1	0	0	0
03.08.15	MTC 05	SE-Shufa	5:31pm-5:45pm	0	0	12	5	17	0	5	0	3	0	1	1	0	0	1	0
03.08.15	MTC 05	SE-Shufa	5:46pm-6:00pm	0	0	17	3	12	0	0	0	2	0	1	0	0	0	0	0
03.08.15	MTC 05	SE-Shufa	6:01pm-6:15pm	0	0	8	1	16	0	2	0	1	0	0	1	0	0	0	0
03.08.15	MTC 05	SE-Shufa	6:16pm-6:30pm	0	0	10	3	21	0	1	0	2	0	0	0	0	0	0	0
03.08.15	MTC 05	SE-Shufa	6:31pm-6:45pm	0	0	4	3	18	1	3	0	2	0	0	0	1	0	0	0
03.08.15	MTC 05	SE-Shufa	6:46pm-7:00pm	0	0	15	4	7	4	4	0	3	0	0	0	0	0	0	0
03.08.15	MTC 05	SE-Shufa	7:01pm-7:15pm	0	0	14	1	18	2	2	0	4	0	1	0	1	0	0	0

Tab 12. Manual Traffic Counts Original Survey Sheet - Location MTC 07

Date	Position	Direction	Time	1 MOTORCYCLE		2 PASSENGER CAR		3 LIGHT HEAVY VHLS		4 PRIVATE BUS		SERVICE		6 PUBLIC TRANSPORT		7 LARGE HEAVY VHLS #01		8 LARGE HEAVY VHLS #02	
				(AASHTO CLASS 1)	(AASHTO CLASS 2)	(AASHTO CLASS 3)	(AASHTO CLASS 4)	(AASHTO CLASS 5)	(AASHTO CLASS 6)	(AASHTO CLASS 7)	(AASHTO CLASS 8)	(AASHTO CLASS 9)	(AASHTO CLASS 10)	(AASHTO CLASS 11)	(AASHTO CLASS 12)	(AASHTO CLASS 13)	(AASHTO CLASS 14)	(AASHTO CLASS 15)	(AASHTO CLASS 16)
03.08.15	MTC 07	NE-Checkpoint	3:15pm-3:30pm	1 Motorcycles - white pl	2 Passenger car - white pl	3 Light Heavy vehicles - white pl	4 Private Bus - white pl	5 Light Heavy vehicles - yellow pl	6 Public Transport - green pl	7 Large Heavy Vehicles - white pl	8 Large Heavy Vehicles - yellow pl	9 Service (minibus - collective taxi) green pl	10 Public Transport - green pl	11 Public Transport - yellow pl	12 Large Heavy Vehicles - white pl	13 Large Heavy Vehicles - yellow pl	14 Large Heavy Vehicles - white pl	15 Large Heavy Vehicles - yellow pl	16 Large Heavy Vehicles - white pl
03.08.15	MTC 07	NE-Checkpoint	3:31pm-3:45pm	3	23	19	8	2	0	0	0	4	1	0	0	0	0	0	0
03.08.15	MTC 07	NE-Checkpoint	3:46pm-4:00pm	6	33	25	2	2	1	0	0	2	0	0	1	0	0	0	0
03.08.15	MTC 07	NE-Checkpoint	4:01pm-4:15pm	3	35	19	5	0	1	0	0	2	0	0	1	0	0	0	0
03.08.15	MTC 07	NE-Checkpoint	4:16pm-4:30pm	3	33	19	8	2	1	0	0	4	0	0	0	0	0	0	0
03.08.15	MTC 07	NE-Checkpoint	4:31pm-4:45pm	8	36	23	1	5	1	0	1	3	0	0	4	1	0	0	0
03.08.15	MTC 07	NE-Checkpoint	4:46pm-5:00pm	4	23	30	9	11	1	0	0	4	0	0	0	0	0	0	0
03.08.15	MTC 07	NE-Checkpoint	5:01pm-5:15pm	7	28	21	1	5	2	0	0	5	0	0	2	0	0	0	0
03.08.15	MTC 07	NE-Checkpoint	5:16pm-5:30pm	4	32	26	7	3	1	0	1	3	0	0	1	0	0	0	0
03.08.15	MTC 07	NE-Checkpoint	5:31pm-5:45pm	10	36	20	8	8	1	0	1	4	1	0	0	0	0	0	0
03.08.15	MTC 07	NE-Checkpoint	5:46pm-6:00pm	8	36	24	6	4	1	2	0	2	2	0	2	0	0	0	0
03.08.15	MTC 07	NE-Checkpoint	6:01pm-6:15pm	9	38	28	4	8	0	1	0	6	0	0	1	0	0	0	0
03.08.15	MTC 07	NE-Checkpoint	6:16pm-6:30pm	4	38	22	6	5	1	0	1	0	0	0	1	0	0	0	0
03.08.15	MTC 07	NE-Checkpoint	6:31pm-6:45pm	8	36	23	6	10	0	1	0	3	0	0	1	0	0	0	0
03.08.15	MTC 07	NE-Checkpoint	6:46pm-7:00pm	6	40	23	7	4	0	0	0	2	0	0	0	0	0	0	0
03.08.15	MTC 07	NE-Checkpoint	7:01pm-7:15pm	9	32	18	6	7	1	2	0	2	0	0	0	0	0	0	0
03.08.15	MTC 07	NE-Checkpoint	7:16pm-7:30pm	13	34	15	6	3	1	0	1	0	0	0	0	0	0	0	0
03.08.15	MTC 07	SW-Qalqiliva City Centre	3:15pm-3:30pm	5	47	22	6	3	1	0	0	3	1	0	1	0	0	0	0
03.08.15	MTC 07	SW-Qalqiliva City Centre	3:31pm-3:45pm	4	37	21	6	2	2	0	0	2	0	0	1	0	0	0	0
03.08.15	MTC 07	SW-Qalqiliva City Centre	3:46pm-4:00pm	7	54	27	8	2	0	0	1	4	0	0	1	0	0	0	0
03.08.15	MTC 07	SW-Qalqiliva City Centre	4:01pm-4:15pm	8	53	25	12	4	0	0	0	4	0	0	2	0	0	0	0
03.08.15	MTC 07	SW-Qalqiliva City Centre	4:16pm-4:30pm	7	45	19	10	2	1	0	0	6	0	0	0	1	1	0	0
03.08.15	MTC 07	SW-Qalqiliva City Centre	4:31pm-4:45pm	4	49	28	8	7	0	0	0	2	0	0	2	0	0	0	0
03.08.15	MTC 07	SW-Qalqiliva City Centre	4:46pm-5:00pm	5	55	30	6	2	2	0	0	5	0	0	1	0	2	0	0
03.08.15	MTC 07	SW-Qalqiliva City Centre	5:01pm-5:15pm	14	58	28	6	10	3	0	0	6	0	0	1	0	0	0	0
03.08.15	MTC 07	SW-Qalqiliva City Centre	5:16pm-5:30pm	13	46	23	14	3	3	0	1	5	0	0	3	0	0	0	0
03.08.15	MTC 07	SW-Qalqiliva City Centre	5:31pm-5:45pm	12	55	21	13	6	0	0	0	2	0	0	0	0	0	0	0
03.08.15	MTC 07	SW-Qalqiliva City Centre	5:46pm-6:00pm	15	54	27	7	7	2	0	0	8	0	0	1	0	0	0	0
03.08.15	MTC 07	SW-Qalqiliva City Centre	6:01pm-6:15pm	11	46	33	8	9	1	0	0	3	0	0	1	0	0	0	0
03.08.15	MTC 07	SW-Qalqiliva City Centre	6:16pm-6:30pm	3	35	23	4	2	2	0	0	4	0	0	0	1	0	0	0
03.08.15	MTC 07	SW-Qalqiliva City Centre	6:31pm-6:45pm	14	52	31	9	7	0	0	0	5	0	0	1	0	0	0	0
03.08.15	MTC 07	SW-Qalqiliva City Centre	6:46pm-7:00pm	8	52	24	5	3	0	0	0	5	0	0	0	0	0	0	0
03.08.15	MTC 07	SW-Qalqiliva City Centre	7:01pm-7:15pm	9	53	17	5	5	1	1	0	3	0	0	1	0	0	0	0



Tab 13. Manual Traffic Counts Original Survey Sheet - Location MTC 08

Date	Position	Direction	Time	1 MOTORCYCLE		2 PASSENGER CAR		3 LIGHT HEAVY VHLS			4 PRIVATE BUS		SERVICE	6 PUBLIC TRANSPORT		7 LARGE HEAVY VHLS #01		8 LARGE HEAVY VHLS #02	
				(AASHTO CLASS 1)	(AASHTO CLASS 1)	(AASHTO CLASS 2)	(AASHTO CLASS 2)	(AASHTO CLASS 3 AND 5)	(AASHTO CLASS 3 AND 5)	(AASHTO CLASS 4)	(AASHTO CLASS 4)	(AASHTO CLASS 4)	(MINIBUS COLLECTIVE TAXI)	(AASHTO CLASS 4)	(AASHTO CLASS 4)	(AASHTO CLASS 6,7,8,9)	(AASHTO CLASS 6,7,8,9)	(AASHTO CLASS 10,11,12,13)	(AASHTO CLASS 10,11,12,13)
03.08.15	MTC 08	NW-Abud	3:15pm-3:30pm	0	0	5	0	0	0	0	1	0	1	0	0	0	1	0	0
03.08.15	MTC 08	NW-Abud	3:31pm-3:45pm	0	0	4	0	0	1	1	0	0	1	0	0	0	0	0	0
03.08.15	MTC 08	NW-Abud	3:46pm-4:00pm	0	0	3	1	0	0	0	1	0	0	0	0	0	0	0	0
03.08.15	MTC 08	NW-Abud	4:01pm-4:15pm	0	0	2	0	0	0	0	0	0	1	0	0	1	0	0	0
03.08.15	MTC 08	NW-Abud	4:16pm-4:30pm	0	0	7	0	0	0	0	0	0	1	0	0	0	0	0	0
03.08.15	MTC 08	NW-Abud	4:31pm-4:45pm	0	0	7	0	0	3	0	2	0	1	0	0	0	0	0	0
03.08.15	MTC 08	NW-Abud	4:46pm-5:00pm	0	0	14	0	0	1	0	0	0	4	1	0	0	0	0	0
03.08.15	MTC 08	NW-Abud	5:01pm-5:15pm	0	0	5	1	0	1	0	0	0	2	0	0	1	0	0	0
03.08.15	MTC 08	NW-Abud	5:16pm-5:30pm	0	0	9	0	1	1	0	0	0	1	1	0	0	0	0	0
03.08.15	MTC 08	NW-Abud	5:31pm-5:45pm	0	0	6	0	1	0	0	0	0	2	0	0	0	0	0	0
03.08.15	MTC 08	NW-Abud	5:46pm-6:00pm	0	0	4	0	0	1	0	0	0	1	1	0	0	0	0	0
03.08.15	MTC 08	NW-Abud	6:01pm-6:15pm	0	0	5	1	2	1	0	0	0	0	0	0	0	0	0	0
03.08.15	MTC 08	NW-Abud	6:16pm-6:30pm	0	0	9	0	0	0	0	0	0	1	0	0	0	0	0	0
03.08.15	MTC 08	NW-Abud	6:31pm-6:45pm	0	0	4	0	0	0	0	0	0	1	0	0	0	0	0	0
03.08.15	MTC 08	NW-Abud	6:46pm-7:00pm	0	0	12	0	2	3	0	1	0	2	0	0	0	0	0	0
03.08.15	MTC 08	NW-Abud	7:01pm-7:15pm	0	0	17	0	0	3	0	1	0	3	0	0	0	0	0	0
03.08.15	MTC 08	SE-Ramallah	3:15pm-3:30pm	0	0	4	0	0	0	0	0	0	1	0	0	1	0	0	0
03.08.15	MTC 08	SE-Ramallah	3:31pm-3:45pm	0	0	3	0	0	1	1	0	0	2	0	0	0	0	0	0
03.08.15	MTC 08	SE-Ramallah	3:46pm-4:00pm	0	0	2	1	0	2	0	0	0	1	0	0	0	0	0	0
03.08.15	MTC 08	SE-Ramallah	4:01pm-4:15pm	0	0	5	0	0	0	0	0	0	3	2	0	3	0	0	0
03.08.15	MTC 08	SE-Ramallah	4:16pm-4:30pm	0	0	4	0	0	0	0	0	0	0	0	0	0	0	0	0
03.08.15	MTC 08	SE-Ramallah	4:31pm-4:45pm	0	0	2	0	0	1	0	0	0	1	0	0	0	0	0	0
03.08.15	MTC 08	SE-Ramallah	4:46pm-5:00pm	0	0	4	0	0	0	0	1	0	2	0	0	1	0	0	0
03.08.15	MTC 08	SE-Ramallah	5:01pm-5:15pm	0	0	5	0	1	1	0	0	0	2	0	0	0	0	0	0
03.08.15	MTC 08	SE-Ramallah	5:16pm-5:30pm	0	0	2	2	1	1	0	0	0	2	1	0	1	0	0	0
03.08.15	MTC 08	SE-Ramallah	5:31pm-5:45pm	0	0	4	0	2	1	0	0	0	1	0	0	1	0	0	0
03.08.15	MTC 08	SE-Ramallah	5:46pm-6:00pm	0	0	1	0	0	1	0	0	0	1	0	0	0	0	0	0
03.08.15	MTC 08	SE-Ramallah	6:01pm-6:15pm	1	0	3	0	0	1	0	0	0	0	1	0	0	0	0	0
03.08.15	MTC 08	SE-Ramallah	6:16pm-6:30pm	0	0	6	1	2	1	0	0	0	1	0	0	0	0	0	0
03.08.15	MTC 08	SE-Ramallah	6:31pm-6:45pm	0	0	11	0	0	2	0	0	0	0	0	0	0	0	0	0
03.08.15	MTC 08	SE-Ramallah	6:46pm-7:00pm	0	0	5	0	1	2	0	1	0	0	0	0	0	0	0	0
03.08.15	MTC 08	SE-Ramallah	7:01pm-7:15pm	0	0	7	0	1	1	0	0	0	2	0	0	0	0	0	0



Tab 14. Manual Traffic Counts Original Survey Sheet - Location MTC 09

Date	Position	Direction	Time	1 MOTORCYCLE		2 PASSENGER CAR		3 LIGHT HEAVY VHLS		4 PRIVATE BUS		SERVICE		6 PUBLIC TRANSPORT		7 LARGE HEAVY VHLS #01		8 LARGE HEAVY VHLS #02	
				(AASHTO CLASS 1)	(AASHTO CLASS 1)	(AASHTO CLASS 2)	(AASHTO CLASS 2)	(AASHTO CLASS 3 AND 5)	(AASHTO CLASS 3 AND 5)	(AASHTO CLASS 4)	(AASHTO CLASS 4)	(MINIBUS COLLECTIVE TAXI)	(AASHTO CLASS 4)	(AASHTO CLASS 4)	(AASHTO CLASS 4)	(AASHTO CLASS 6,7,8,9)	(AASHTO CLASS 6,7,8,9)	(AASHTO CLASS 10,11,12,13)	(AASHTO CLASS 10,11,12,13)
03.08.15	MTC 09	NW-Bidya	3:15pm-3:30pm	0	0	13	7	0	0	0	0	3	2	0	0	3	0	0	0
03.08.15	MTC 09	NW-Bidya	3:31pm-3:45pm	0	0	9	1	1	0	0	0	3	2	0	0	1	0	0	0
03.08.15	MTC 09	NW-Bidya	3:46pm-4:00pm	0	0	10	5	0	1	0	0	0	0	0	0	1	0	0	0
03.08.15	MTC 09	NW-Bidya	4:01pm-4:15pm	0	0	7	7	0	1	0	0	2	0	0	0	0	0	0	0
03.08.15	MTC 09	NW-Bidya	4:16pm-4:30pm	0	0	6	10	1	0	0	0	1	0	0	0	1	0	0	0
03.08.15	MTC 09	NW-Bidya	4:31pm-4:45pm	0	0	5	6	0	0	0	0	1	0	0	0	0	0	0	0
03.08.15	MTC 09	NW-Bidya	4:46pm-5:00pm	0	0	5	1	0	1	0	0	1	0	0	0	0	0	0	0
03.08.15	MTC 09	NW-Bidya	5:01pm-5:15pm	0	0	8	4	0	1	0	0	1	0	0	0	1	0	0	0
03.08.15	MTC 09	NW-Bidya	5:16pm-5:30pm	0	0	7	8	0	1	0	0	1	0	1	0	0	0	0	0
03.08.15	MTC 09	NW-Bidya	5:31pm-5:45pm	0	0	7	2	0	2	0	0	3	0	0	1	0	0	0	0
03.08.15	MTC 09	NW-Bidya	5:46pm-6:00pm	0	0	8	4	1	0	0	0	0	0	0	0	0	0	0	0
03.08.15	MTC 09	NW-Bidya	6:01pm-6:15pm	0	0	9	3	0	3	0	0	3	0	0	0	1	0	0	0
03.08.15	MTC 09	NW-Bidya	6:16pm-6:30pm	0	0	17	5	0	1	0	1	1	0	0	0	0	0	0	0
03.08.15	MTC 09	NW-Bidya	6:31pm-6:45pm	0	0	11	2	1	1	0	0	0	0	0	0	0	0	0	0
03.08.15	MTC 09	NW-Bidya	6:46pm-7:00pm	0	0	7	4	0	2	0	0	0	0	0	0	3	0	0	0
03.08.15	MTC 09	NW-Bidya	7:01pm-7:15pm	0	0	8	4	0	1	0	0	0	0	0	0	0	0	0	0
03.08.15	MTC 09	SE-Salitt	3:15pm-3:30pm	0	0	9	1	0	0	1	0	1	1	0	0	0	0	0	0
03.08.15	MTC 09	SE-Salitt	3:31pm-3:45pm	0	0	11	1	1	0	0	0	0	0	0	2	0	0	0	0
03.08.15	MTC 09	SE-Salitt	3:46pm-4:00pm	0	0	9	3	1	0	0	0	0	0	0	0	0	0	0	0
03.08.15	MTC 09	SE-Salitt	4:01pm-4:15pm	0	0	7	5	0	0	0	0	0	0	0	0	1	0	0	0
03.08.15	MTC 09	SE-Salitt	4:16pm-4:30pm	0	0	7	5	0	4	0	0	0	1	0	0	0	0	0	0
03.08.15	MTC 09	SE-Salitt	4:31pm-4:45pm	0	0	10	10	1	2	0	0	1	0	0	0	3	0	0	0
03.08.15	MTC 09	SE-Salitt	4:46pm-5:00pm	0	0	12	6	0	0	0	1	2	0	0	0	1	0	0	0
03.08.15	MTC 09	SE-Salitt	5:01pm-5:15pm	0	0	12	3	1	0	0	0	0	0	0	0	0	0	0	0
03.08.15	MTC 09	SE-Salitt	5:16pm-5:30pm	0	0	12	5	0	1	0	0	0	0	0	0	0	0	0	0
03.08.15	MTC 09	SE-Salitt	5:31pm-5:45pm	0	0	7	3	2	1	0	0	0	0	0	0	2	0	0	0
03.08.15	MTC 09	SE-Salitt	5:46pm-6:00pm	0	0	16	6	1	0	0	0	0	0	0	0	0	0	0	0
03.08.15	MTC 09	SE-Salitt	6:01pm-6:15pm	0	0	14	4	0	4	0	1	0	2	0	0	1	0	0	1
03.08.15	MTC 09	SE-Salitt	6:16pm-6:30pm	0	0	16	2	2	0	0	0	0	0	0	0	1	0	0	0
03.08.15	MTC 09	SE-Salitt	6:31pm-6:45pm	0	0	10	6	1	3	0	0	1	0	0	0	1	0	0	0
03.08.15	MTC 09	SE-Salitt	6:46pm-7:00pm	0	0	9	3	0	1	0	0	0	0	0	0	2	0	0	1
03.08.15	MTC 09	SE-Salitt	7:01pm-7:15pm	0	0	30	6	0	2	0	0	4	0	0	1	0	0	0	0



Tab 15. Manual Traffic Counts Original Survey Sheet - Location MTC 11

Date	Position	Direction	Time	1 MOTORCYCLE		2 PASSENGER CAR		3 LIGHT HEAVY VHLS		4 PRIVATE BUS		SERVICE (MINIBUS COLLECTIVE TAXI)	6 PUBLIC TRANSPORT		7 LARGE HEAVY VHLS #01		8 LARGE HEAVY VHLS #02	
				(AASHTO CLASS 1)	(AASHTO CLASS 1)	(AASHTO CLASS 2)	(AASHTO CLASS 2)	(AASHTO CLASS 3 AND 5)	(AASHTO CLASS 3 AND 5)	(AASHTO CLASS 4)	(AASHTO CLASS 4)	(MINIBUS COLLECTIVE TAXI)	(AASHTO CLASS 4)	(AASHTO CLASS 4)	(AASHTO CLASS 6,7&9)	(AASHTO CLASS 6,7&9)	(AASHTO CLASS 10,11,12,13)	(AASHTO CLASS 10,11,12,13)
03.08.15	MTC_11	S-Nabi Saleh	3:15pm-3:30pm	0	0	10	0	0	0	0	0	0	0	0	0	0	0	0
03.08.15	MTC_11	S-Nabi Saleh	3:31pm-3:45pm	0	0	7	1	0	0	0	0	0	0	0	0	0	0	0
03.08.15	MTC_11	S-Nabi Saleh	3:46pm-4:00pm	0	0	3	3	0	0	0	0	0	0	0	0	0	0	0
03.08.15	MTC_11	S-Nabi Saleh	4:01pm-4:15pm	0	0	4	3	0	2	0	0	0	0	0	0	0	0	0
03.08.15	MTC_11	S-Nabi Saleh	4:16pm-4:30pm	0	0	7	4	0	0	1	0	0	0	0	0	0	0	0
03.08.15	MTC_11	S-Nabi Saleh	4:31pm-4:45pm	0	0	3	3	0	0	0	0	0	0	0	1	0	0	0
03.08.15	MTC_11	S-Nabi Saleh	4:46pm-5:00pm	0	0	7	2	0	0	0	0	0	0	0	0	0	0	0
03.08.15	MTC_11	S-Nabi Saleh	5:01pm-5:15pm	0	0	6	1	1	0	0	0	0	0	0	1	0	0	0
03.08.15	MTC_11	S-Nabi Saleh	5:16pm-5:30pm	0	0	6	2	0	0	0	0	0	0	0	0	0	0	0
03.08.15	MTC_11	S-Nabi Saleh	5:31pm-5:45pm	0	0	2	2	0	0	0	0	0	0	0	0	0	0	0
03.08.15	MTC_11	S-Nabi Saleh	5:46pm-6:00pm	0	0	10	3	1	0	0	0	0	0	0	1	0	0	0
03.08.15	MTC_11	S-Nabi Saleh	6:01pm-6:15pm	0	0	7	0	1	0	0	2	0	0	0	1	0	0	0
03.08.15	MTC_11	S-Nabi Saleh	6:16pm-6:30pm	0	0	2	0	0	1	0	0	0	0	0	0	0	0	0
03.08.15	MTC_11	S-Nabi Saleh	6:31pm-6:45pm	0	0	5	1	1	2	0	0	0	0	0	1	0	0	0
03.08.15	MTC_11	S-Nabi Saleh	6:46pm-7:00pm	0	0	9	2	0	0	0	0	0	0	0	0	0	0	0
03.08.15	MTC_11	S-Nabi Saleh	7:01pm-7:15pm	0	0	6	1	0	2	0	0	0	0	0	0	0	0	0
03.08.15	MTC_11	N-Kafr Ayn	3:15pm-3:30pm	0	0	8	6	0	1	0	0	0	0	0	1	0	0	0
03.08.15	MTC_11	N-Kafr Ayn	3:31pm-3:45pm	0	0	26	1	0	0	0	0	0	0	0	0	0	0	0
03.08.15	MTC_11	N-Kafr Ayn	3:46pm-4:00pm	0	0	20	6	2	4	0	0	0	0	0	1	0	0	0
03.08.15	MTC_11	N-Kafr Ayn	4:01pm-4:15pm	0	0	24	3	0	1	0	1	0	0	0	0	0	0	0
03.08.15	MTC_11	N-Kafr Ayn	4:16pm-4:30pm	0	0	12	6	0	2	0	0	0	0	0	0	0	0	0
03.08.15	MTC_11	N-Kafr Ayn	4:31pm-4:45pm	0	0	17	7	0	1	0	0	0	0	0	0	0	0	0
03.08.15	MTC_11	N-Kafr Ayn	4:46pm-5:00pm	0	0	17	5	0	2	0	0	0	0	0	0	0	0	0
03.08.15	MTC_11	N-Kafr Ayn	5:01pm-5:15pm	0	0	22	6	1	0	0	0	0	0	0	0	0	0	0
03.08.15	MTC_11	N-Kafr Ayn	5:16pm-5:30pm	0	0	19	5	0	0	0	0	0	0	0	0	0	0	0
03.08.15	MTC_11	N-Kafr Ayn	5:31pm-5:45pm	0	0	16	4	0	1	0	0	0	1	0	0	0	0	0
03.08.15	MTC_11	N-Kafr Ayn	5:46pm-6:00pm	0	0	11	0	0	1	0	0	0	0	0	1	0	0	0
03.08.15	MTC_11	N-Kafr Ayn	6:01pm-6:15pm	0	0	9	0	0	2	0	1	0	0	0	1	0	0	0
03.08.15	MTC_11	N-Kafr Ayn	6:16pm-6:30pm	0	0	7	2	0	0	0	0	0	0	0	1	0	0	0
03.08.15	MTC_11	N-Kafr Ayn	6:31pm-6:45pm	0	0	9	3	1	1	0	0	0	0	0	1	0	0	0
03.08.15	MTC_11	N-Kafr Ayn	6:46pm-7:00pm	0	0	15	10	0	0	0	1	0	0	0	0	0	0	0
03.08.15	MTC_11	N-Kafr Ayn	7:01pm-7:15pm	0	0	25	8	3	0	0	0	0	1	0	0	0	0	0

Tab 16. Manual Traffic Counts Original Survey Sheet - Location MTC 12

Date	Position	Direction	Time	1 MOTORCYCLE		2 PASSENGER CAR			3 LIGHT HEAVY VHLS		4 PRIVATE BUS		SERVICE (MINIBUS COLLECTIVE TAXI)	6 PUBLIC TRANSPORT		7 LARGE HEAVY VHLS #01		8 LARGE HEAVY VHLS #02	
				(AASHTO CLASS 1)		(AASHTO CLASS 2)			(AASHTO CLASS 3 AND 5)		(AASHTO CLASS 4)			(AASHTO CLASS 4)		(AASHTO CLASS 6,7,8,9)		(AASHTO CLASS 10,11,12,13)	
				Motorcycle - white pl	Motorcycle - yellow pl	2 Passenger car - white pl	2 Passenger car - green pl	2 Passenger car - yellow pl	3 Light vehicles - white pl	3 Light vehicles - yellow pl	4 Private Bus - white pl	4 Private Bus - yellow pl		6 Public Transport - green pl	6 Public Transport - yellow pl	7 Large Heavy Vehicles #01 - white pl	7 Large Heavy Vehicles #01 - yellow pl	8 Large Heavy Vehicles #02 - white pl	8 Large Heavy Vehicles #02 - yellow pl
03.08.15	MTC 12	SE-Ramallah	3:15pm-3:30pm	NA	NA	NA	NA	NA	NA	NA	NA	NA	NA	NA	NA	NA	NA	NA	NA
03.08.15	MTC 12	SE-Ramallah	3:31pm-3:45pm	NA	NA	NA	NA	NA	NA	NA	NA	NA	NA	NA	NA	NA	NA	NA	NA
03.08.15	MTC 12	SE-Ramallah	3:46pm-4:00pm	NA	NA	NA	NA	NA	NA	NA	NA	NA	NA	NA	NA	NA	NA	NA	NA
03.08.15	MTC 12	SE-Ramallah	4:01pm-4:15pm	0	0	2	0	4	0	0	0	0	1	0	0	1	0	0	0
03.08.15	MTC 12	SE-Ramallah	4:16pm-4:30pm	0	0	6	1	7	0	0	0	0	1	0	0	1	0	0	0
03.08.15	MTC 12	SE-Ramallah	4:31pm-4:45pm	0	0	6	1	7	0	0	0	0	1	0	0	1	0	0	0
03.08.15	MTC 12	SE-Ramallah	4:46pm-5:00pm	0	0	1	0	2	0	0	0	0	0	2	0	0	0	0	0
03.08.15	MTC 12	SE-Ramallah	5:01pm-5:15pm	0	0	4	0	4	0	0	0	0	0	0	0	0	0	0	0
03.08.15	MTC 12	SE-Ramallah	5:16pm-5:30pm	0	0	7	0	6	0	1	0	0	0	0	0	1	0	0	0
03.08.15	MTC 12	SE-Ramallah	5:31pm-5:45pm	0	0	3	0	2	2	0	0	0	1	0	0	0	0	0	0
03.08.15	MTC 12	SE-Ramallah	5:46pm-6:00pm	0	0	1	0	8	3	1	0	0	0	0	0	0	0	0	0
03.08.15	MTC 12	SE-Ramallah	6:01pm-6:15pm	0	0	2	0	6	2	0	0	0	0	1	0	0	0	0	0
03.08.15	MTC 12	SE-Ramallah	6:16pm-6:30pm	0	0	2	0	8	1	0	0	0	0	0	0	0	0	0	0
03.08.15	MTC 12	SE-Ramallah	6:31pm-6:45pm	0	0	2	0	7	2	0	0	0	1	0	0	0	0	0	0
03.08.15	MTC 12	SE-Ramallah	6:46pm-7:00pm	0	0	0	0	4	0	1	0	0	0	0	0	0	0	0	0
03.08.15	MTC 12	SE-Ramallah	7:01pm-7:15pm	0	0	3	0	5	1	0	0	0	0	0	0	0	0	0	0
03.08.15	MTC 12	NE-Bil'in	3:15pm-3:30pm	NA	NA	NA	NA	NA	NA	NA	NA	NA	NA	NA	NA	NA	NA	NA	NA
03.08.15	MTC 12	NE-Bil'in	3:31pm-3:45pm	NA	NA	NA	NA	NA	NA	NA	NA	NA	NA	NA	NA	NA	NA	NA	NA
03.08.15	MTC 12	NE-Bil'in	3:46pm-4:00pm	NA	NA	NA	NA	NA	NA	NA	NA	NA	NA	NA	NA	NA	NA	NA	NA
03.08.15	MTC 12	NE-Bil'in	4:01pm-4:15pm	0	0	3	0	3	0	0	0	0	2	0	0	0	0	0	0
03.08.15	MTC 12	NE-Bil'in	4:16pm-4:30pm	0	0	2	0	2	1	0	0	0	1	0	0	0	0	0	0
03.08.15	MTC 12	NE-Bil'in	4:31pm-4:45pm	0	0	5	0	1	0	0	0	0	1	0	0	0	0	0	0
03.08.15	MTC 12	NE-Bil'in	4:46pm-5:00pm	0	0	0	0	2	0	0	0	0	2	1	0	0	0	0	0
03.08.15	MTC 12	NE-Bil'in	5:01pm-5:15pm	0	0	2	0	4	0	0	0	0	1	0	0	0	0	0	0
03.08.15	MTC 12	NE-Bil'in	5:16pm-5:30pm	0	0	1	0	2	0	0	0	0	1	0	0	0	0	0	0
03.08.15	MTC 12	NE-Bil'in	5:31pm-5:45pm	0	1	5	0	4	1	0	0	0	1	0	0	0	0	0	0
03.08.15	MTC 12	NE-Bil'in	5:46pm-6:00pm	0	0	2	0	5	1	1	0	0	0	0	0	0	0	0	0
03.08.15	MTC 12	NE-Bil'in	6:01pm-6:15pm	0	0	0	0	7	2	2	0	0	1	0	0	0	0	0	0
03.08.15	MTC 12	NE-Bil'in	6:16pm-6:30pm	1	0	1	0	4	0	0	0	1	0	0	0	0	0	0	0
03.08.15	MTC 12	NE-Bil'in	6:31pm-6:45pm	0	0	4	0	0	0	0	1	0	0	0	0	2	0	0	0
03.08.15	MTC 12	NE-Bil'in	6:46pm-7:00pm	0	0	0	0	2	0	0	0	0	0	0	0	0	0	0	0
03.08.15	MTC 12	NE-Bil'in	7:01pm-7:15pm	0	0	5	0	4	0	1	0	0	2	0	0	0	0	0	0



Tab 17. Manual Traffic Counts Original Survey Sheet - Location MTC 13

Date	Position	Direction	Time	1 MOTORCYCLE		2 PASSENGER CAR		3 LIGHT HEAVY VHLS		4 PRIVATE BUS		SERVICE		6 PUBLIC TRANSPORT		7 LARGE HEAVY VHLS #01		8 LARGE HEAVY VHLS #02	
				(AASHTO CLASS 1)	(AASHTO CLASS 1)	(AASHTO CLASS 2)	(AASHTO CLASS 2)	(AASHTO CLASS 3 AND 5)	(AASHTO CLASS 3 AND 5)	(AASHTO CLASS 4)	(AASHTO CLASS 4)	(MINIBUS COLLECTIVE TAXI)	(AASHTO CLASS 4)	(AASHTO CLASS 4)	(AASHTO CLASS 4)	(AASHTO CLASS 6,7,8,9)	(AASHTO CLASS 6,7,8,9)	(AASHTO CLASS 10,11,12,13)	(AASHTO CLASS 10,11,12,13)
03.08.15	MTC_13	S-Davř Ibrzi	3:15pm-3:30pm	0	0	9	0	6	3	0	2	0	4	0	1	3	0	0	0
03.08.15	MTC_13	S-Davř Ibrzi	3:31pm-3:45pm	0	0	6	0	5	1	0	1	1	4	0	0	0	0	0	1
03.08.15	MTC_13	S-Davř Ibrzi	3:46pm-4:00pm	0	0	10	2	7	1	0	0	0	3	0	0	2	0	0	1
03.08.15	MTC_13	S-Davř Ibrzi	4:01pm-4:15pm	0	0	3	1	8	4	1	0	0	6	0	0	1	0	0	0
03.08.15	MTC_13	S-Davř Ibrzi	4:16pm-4:30pm	0	0	7	0	12	5	2	0	0	3	0	1	0	0	0	0
03.08.15	MTC_13	S-Davř Ibrzi	4:31pm-4:45pm	0	0	4	0	11	3	0	1	1	4	0	0	3	0	0	1
03.08.15	MTC_13	S-Davř Ibrzi	4:46pm-5:00pm	0	0	11	0	11	6	3	0	1	4	0	0	0	2	0	0
03.08.15	MTC_13	S-Davř Ibrzi	5:01pm-5:15pm	0	0	13	0	19	5	3	0	0	4	0	0	1	2	0	0
03.08.15	MTC_13	S-Davř Ibrzi	5:16pm-5:30pm	0	0	9	1	12	3	2	0	0	6	0	0	2	2	0	0
03.08.15	MTC_13	S-Davř Ibrzi	5:31pm-5:45pm	0	0	12	1	10	4	5	0	0	2	0	0	1	1	0	2
03.08.15	MTC_13	S-Davř Ibrzi	5:46pm-6:00pm	0	0	5	1	11	6	3	0	0	3	0	0	0	1	0	0
03.08.15	MTC_13	S-Davř Ibrzi	6:01pm-6:15pm	0	0	12	0	4	4	3	0	0	3	0	0	1	0	0	0
03.08.15	MTC_13	S-Davř Ibrzi	6:16pm-6:30pm	0	0	8	3	3	1	0	0	0	2	0	0	1	0	0	0
03.08.15	MTC_13	S-Davř Ibrzi	6:31pm-6:45pm	0	0	11	0	11	2	2	0	0	2	0	0	2	1	0	0
03.08.15	MTC_13	S-Davř Ibrzi	6:46pm-7:00pm	0	0	20	1	10	4	4	2	0	4	0	0	0	0	0	0
03.08.15	MTC_13	S-Davř Ibrzi	7:01pm-7:15pm	0	0	10	2	9	3	2	0	0	1	0	0	1	0	0	0
03.08.15	MTC_13	N-Ras Karkar	3:15pm-3:30pm	0	0	28	2	2	6	0	1	0	3	0	2	4	0	0	1
03.08.15	MTC_13	N-Ras Karkar	3:31pm-3:45pm	0	0	24	0	3	4	1	5	1	5	0	1	2	0	0	0
03.08.15	MTC_13	N-Ras Karkar	3:46pm-4:00pm	0	0	28	0	4	5	0	2	0	4	0	1	2	0	0	0
03.08.15	MTC_13	N-Ras Karkar	4:01pm-4:15pm	0	0	33	0	6	7	0	3	0	6	0	1	0	0	0	0
03.08.15	MTC_13	N-Ras Karkar	4:16pm-4:30pm	0	0	34	0	8	6	0	1	0	3	0	0	2	0	0	1
03.08.15	MTC_13	N-Ras Karkar	4:31pm-4:45pm	0	0	32	0	7	7	0	2	0	7	0	1	0	0	0	1
03.08.15	MTC_13	N-Ras Karkar	4:46pm-5:00pm	0	0	33	0	3	3	0	0	1	6	0	0	0	0	0	0
03.08.15	MTC_13	N-Ras Karkar	5:01pm-5:15pm	0	0	29	1	8	7	1	0	0	3	0	0	1	0	0	0
03.08.15	MTC_13	N-Ras Karkar	5:16pm-5:30pm	0	0	35	2	7	8	2	1	0	4	0	0	0	0	0	0
03.08.15	MTC_13	N-Ras Karkar	5:31pm-5:45pm	1	0	26	1	5	5	1	2	0	4	0	0	0	0	0	0
03.08.15	MTC_13	N-Ras Karkar	5:46pm-6:00pm	0	0	26	1	3	9	2	0	0	6	0	0	0	1	0	0
03.08.15	MTC_13	N-Ras Karkar	6:01pm-6:15pm	0	0	25	1	2	5	0	0	0	6	0	0	2	1	0	0
03.08.15	MTC_13	N-Ras Karkar	6:16pm-6:30pm	0	0	22	0	10	3	1	0	0	6	0	0	2	0	0	0
03.08.15	MTC_13	N-Ras Karkar	6:31pm-6:45pm	0	0	20	1	5	6	2	0	0	3	0	0	0	0	0	0
03.08.15	MTC_13	N-Ras Karkar	6:46pm-7:00pm	0	0	28	1	5	6	0	0	0	2	0	0	0	0	0	0
03.08.15	MTC_13	N-Ras Karkar	7:01pm-7:15pm	0	0	24	1	3	6	1	0	0	2	0	0	1	0	0	0



Tab 18. Manual Traffic Counts Original Survey Sheet - Location MTC 14

Date	Position	Direction	Time	1 MOTORCYCLE		2 PASSENGER CAR		3 LIGHT HEAVY VHLS		4 PRIVATE BUS		SERVICE (MINIBUS COLLECTIVE TAXI)	6 PUBLIC TRANSPORT		7 LARGE HEAVY VHLS #01		8 LARGE HEAVY VHLS #02	
				(AASHTO CLASS 1)	(AASHTO CLASS 2)	(AASHTO CLASS 3)	(AASHTO CLASS 4)	(AASHTO CLASS 5)	(AASHTO CLASS 6)	(AASHTO CLASS 7)	(AASHTO CLASS 8)	(AASHTO CLASS 9)	(AASHTO CLASS 10)	(AASHTO CLASS 11)	(AASHTO CLASS 12)	(AASHTO CLASS 13)	(AASHTO CLASS 14)	(AASHTO CLASS 15)
03.08.15	MTC_14	NW-Bayt Liqia	3:15pm-3:30pm	NA	NA	NA	NA	NA	NA	NA	NA	NA	NA	NA	NA	NA	NA	NA
03.08.15	MTC_14	NW-Bayt Liqia	3:31pm-3:45pm	NA	NA	NA	NA	NA	NA	NA	NA	NA	NA	NA	NA	NA	NA	NA
03.08.15	MTC_14	NW-Bayt Liqia	3:46pm-4:00pm	NA	NA	NA	NA	NA	NA	NA	NA	NA	NA	NA	NA	NA	NA	NA
03.08.15	MTC_14	NW-Bayt Liqia	4:01pm-4:15pm	0	0	6	0	2	3	0	0	2	0	0	0	0	0	0
03.08.15	MTC_14	NW-Bayt Liqia	4:16pm-4:30pm	0	0	7	0	11	0	1	0	2	0	0	0	0	0	0
03.08.15	MTC_14	NW-Bayt Liqia	4:31pm-4:45pm	0	0	1	0	1	0	0	0	1	1	1	0	0	0	0
03.08.15	MTC_14	NW-Bayt Liqia	4:46pm-5:00pm	0	0	2	0	8	1	0	0	3	1	0	0	0	0	0
03.08.15	MTC_14	NW-Bayt Liqia	5:01pm-5:15pm	0	0	4	0	15	0	0	0	2	1	2	0	0	0	0
03.08.15	MTC_14	NW-Bayt Liqia	5:16pm-5:30pm	0	0	3	1	14	0	0	1	0	0	0	0	0	0	0
03.08.15	MTC_14	NW-Bayt Liqia	5:31pm-5:45pm	0	1	5	1	13	1	0	3	1	0	0	0	0	0	0
03.08.15	MTC_14	NW-Bayt Liqia	5:46pm-6:00pm	0	0	11	0	9	0	1	4	0	3	1	0	0	0	0
03.08.15	MTC_14	NW-Bayt Liqia	6:01pm-6:15pm	0	1	6	0	12	0	1	0	1	0	0	1	0	0	0
03.08.15	MTC_14	NW-Bayt Liqia	6:16pm-6:30pm	0	0	6	0	8	1	1	0	1	1	0	0	0	0	0
03.08.15	MTC_14	NW-Bayt Liqia	6:31pm-6:45pm	0	2	12	0	8	2	1	1	1	2	1	1	0	0	0
03.08.15	MTC_14	NW-Bayt Liqia	6:46pm-7:00pm	0	0	6	0	15	0	0	0	0	2	0	1	0	0	0
03.08.15	MTC_14	SE-Bidu	7:01pm-7:15pm	NA	NA	NA	NA	NA	NA	NA	NA	NA	NA	NA	NA	NA	NA	NA
03.08.15	MTC_14	SE-Bidu	3:15pm-3:30pm	NA	NA	NA	NA	NA	NA	NA	NA	NA	NA	NA	NA	NA	NA	NA
03.08.15	MTC_14	SE-Bidu	3:31pm-3:45pm	NA	NA	NA	NA	NA	NA	NA	NA	NA	NA	NA	NA	NA	NA	NA
03.08.15	MTC_14	SE-Bidu	3:46pm-4:00pm	NA	NA	NA	NA	NA	NA	NA	NA	NA	NA	NA	NA	NA	NA	NA
03.08.15	MTC_14	SE-Bidu	4:01pm-4:15pm	0	0	3	0	2	3	0	0	2	0	0	2	0	0	0
03.08.15	MTC_14	SE-Bidu	4:16pm-4:30pm	0	2	3	1	10	0	0	0	4	1	1	0	0	0	0
03.08.15	MTC_14	SE-Bidu	4:31pm-4:45pm	0	0	4	0	4	0	0	0	1	1	1	0	0	0	0
03.08.15	MTC_14	SE-Bidu	4:46pm-5:00pm	0	0	2	0	11	0	0	0	4	1	0	1	0	0	0
03.08.15	MTC_14	SE-Bidu	5:01pm-5:15pm	0	0	3	0	11	0	0	0	2	0	2	0	0	0	0
03.08.15	MTC_14	SE-Bidu	5:16pm-5:30pm	0	1	2	1	14	0	1	0	1	1	0	0	0	0	0
03.08.15	MTC_14	SE-Bidu	5:31pm-5:45pm	0	1	2	0	6	1	1	0	1	0	0	0	0	0	0
03.08.15	MTC_14	SE-Bidu	5:46pm-6:00pm	0	0	1	0	12	0	1	2	1	0	0	1	0	0	0
03.08.15	MTC_14	SE-Bidu	6:01pm-6:15pm	0	0	2	0	6	0	0	0	0	1	0	1	0	0	0
03.08.15	MTC_14	SE-Bidu	6:16pm-6:30pm	0	0	6	0	12	0	0	0	2	2	1	1	0	0	0
03.08.15	MTC_14	SE-Bidu	6:31pm-6:45pm	0	0	4	0	9	0	0	0	2	0	0	0	0	0	0
03.08.15	MTC_14	SE-Bidu	6:46pm-7:00pm	0	0	15	0	17	0	1	0	2	1	0	0	0	0	0
03.08.15	MTC_14	SE-Bidu	7:01pm-7:15pm	0	2	5	0	15	0	0	0	2	0	0	0	0	0	0



Tab 19. Manual Traffic Counts Original Survey Sheet - Location MTC 15

Date	Position	Direction	Time	1 MOTORCYCLE		2 PASSENGER CAR		3 LIGHT HEAVY VHLS		4 PRIVATE BUS		SERVICE		6 PUBLIC TRANSPORT		7 LARGE HEAVY VHLS #01		8 LARGE HEAVY VHLS #02	
				(AASHTO CLASS 1)	(AASHTO CLASS 2)	(AASHTO CLASS 3 AND 5)	(AASHTO CLASS 4)	(MINIBUS COLLECTIVE TAXI)	(AASHTO CLASS 4)	(AASHTO CLASS 4)	(AASHTO CLASS 4)	(AASHTO CLASS 4)	(AASHTO CLASS 4)	(AASHTO CLASS 4)	(AASHTO CLASS 4)	(AASHTO CLASS 4)	(AASHTO CLASS 4)	(AASHTO CLASS 4)	(AASHTO CLASS 4)
03.08.15	MTC_15	E-Jahalin	3:15pm-3:30pm	0	1	16	3	20	1	1	0	0	16	0	1	1	0	0	0
03.08.15	MTC_15	E-Jahalin	3:31pm-3:45pm	0	0	14	0	27	3	1	0	0	16	0	1	2	0	0	0
03.08.15	MTC_15	E-Jahalin	3:46pm-4:00pm	1	1	9	0	20	1	1	0	1	16	0	0	0	1	0	0
03.08.15	MTC_15	E-Jahalin	4:01pm-4:15pm	0	1	9	0	24	2	0	0	1	17	0	0	1	0	0	0
03.08.15	MTC_15	E-Jahalin	4:16pm-4:30pm	0	0	10	1	16	0	0	0	0	17	0	1	2	1	0	0
03.08.15	MTC_15	E-Jahalin	4:31pm-4:45pm	0	0	14	0	18	1	0	0	0	9	0	0	1	0	0	0
03.08.15	MTC_15	E-Jahalin	4:46pm-5:00pm	0	2	11	2	23	2	0	0	0	12	0	1	2	0	0	0
03.08.15	MTC_15	E-Jahalin	5:01pm-5:15pm	0	1	12	0	24	0	0	1	0	13	0	1	0	0	0	0
03.08.15	MTC_15	E-Jahalin	5:16pm-5:30pm	0	0	9	0	27	0	0	0	1	16	0	0	5	0	0	0
03.08.15	MTC_15	E-Jahalin	5:31pm-5:45pm	0	3	15	1	25	1	0	0	0	22	0	1	2	0	0	0
03.08.15	MTC_15	E-Jahalin	5:46pm-6:00pm	0	1	13	0	23	2	0	0	0	9	0	0	1	0	0	0
03.08.15	MTC_15	E-Jahalin	6:01pm-6:15pm	0	2	12	1	36	2	0	1	2	18	0	1	2	1	0	0
03.08.15	MTC_15	E-Jahalin	6:16pm-6:30pm	0	1	12	2	32	1	0	0	1	11	0	0	1	0	0	0
03.08.15	MTC_15	E-Jahalin	6:31pm-6:45pm	0	0	16	2	37	2	0	0	0	17	0	1	1	0	0	0
03.08.15	MTC_15	E-Jahalin	6:46pm-7:00pm	0	1	9	1	23	0	0	1	1	8	0	0	1	1	0	0
03.08.15	MTC_15	E-Jahalin	7:01pm-7:15pm	0	0	15	0	33	2	0	0	1	17	0	1	0	0	0	0
03.08.15	MTC_15	NW-East Jerusalem	3:15pm-3:30pm	2	0	12	4	21	2	0	0	0	10	0	0	0	0	0	0
03.08.15	MTC_15	NW-East Jerusalem	3:31pm-3:45pm	0	0	14	0	16	3	1	0	0	21	0	0	3	0	0	0
03.08.15	MTC_15	NW-East Jerusalem	3:46pm-4:00pm	0	2	13	1	14	1	0	0	1	14	0	0	1	0	0	0
03.08.15	MTC_15	NW-East Jerusalem	4:01pm-4:15pm	0	0	10	0	17	1	0	0	0	16	0	2	0	1	0	0
03.08.15	MTC_15	NW-East Jerusalem	4:16pm-4:30pm	0	0	7	0	15	3	0	0	1	16	0	0	2	0	0	0
03.08.15	MTC_15	NW-East Jerusalem	4:31pm-4:45pm	0	1	10	0	14	1	1	0	2	14	0	1	0	1	0	0
03.08.15	MTC_15	NW-East Jerusalem	4:46pm-5:00pm	0	3	11	2	24	0	0	0	1	15	0	0	1	0	0	0
03.08.15	MTC_15	NW-East Jerusalem	5:01pm-5:15pm	0	0	8	0	22	1	1	0	0	15	0	0	0	0	0	0
03.08.15	MTC_15	NW-East Jerusalem	5:16pm-5:30pm	0	1	12	2	18	1	1	0	1	13	0	1	2	0	0	0
03.08.15	MTC_15	NW-East Jerusalem	5:31pm-5:45pm	0	3	12	0	22	0	1	0	0	15	0	0	1	0	0	0
03.08.15	MTC_15	NW-East Jerusalem	5:46pm-6:00pm	0	3	14	1	25	1	0	0	0	15	0	0	0	0	0	0
03.08.15	MTC_15	NW-East Jerusalem	6:01pm-6:15pm	1	0	13	0	25	1	0	0	0	10	0	0	1	0	0	0
03.08.15	MTC_15	NW-East Jerusalem	6:16pm-6:30pm	0	3	18	0	38	0	3	0	2	14	0	0	0	1	0	0
03.08.15	MTC_15	NW-East Jerusalem	6:31pm-6:45pm	0	1	15	0	29	6	1	0	0	12	0	0	2	0	0	0
03.08.15	MTC_15	NW-East Jerusalem	6:46pm-7:00pm	0	1	14	1	45	0	1	1	1	16	0	0	1	0	0	0
03.08.15	MTC_15	NW-East Jerusalem	7:01pm-7:15pm	0	0	12	0	42	2	0	0	0	17	0	0	0	0	0	0



Tab 20. Manual Traffic Counts Original Survey Sheet - Location MTC 16

Date	Position	Direction	Time	1 MOTORCYCLE		2 PASSENGER CAR		3 LIGHT HEAVY VHLS		4 PRIVATE BUS		SERVICE (MINIBUS COLLECTIVE TAXI)	6 PUBLIC TRANSPORT		7 LARGE HEAVY VHLS #01		8 LARGE HEAVY VHLS #02	
				(AASHTO CLASS 1)	(AASHTO CLASS 1)	(AASHTO CLASS 2)	(AASHTO CLASS 2)	(AASHTO CLASS 3 AND 5)	(AASHTO CLASS 3 AND 5)	(AASHTO CLASS 4)	(AASHTO CLASS 4)	(MINIBUS COLLECTIVE TAXI)	(AASHTO CLASS 4)	(AASHTO CLASS 4)	(AASHTO CLASS 6,7&9)	(AASHTO CLASS 6,7&9)	(AASHTO CLASS 10,11,12,13)	(AASHTO CLASS 10,11,12,13)
03.08.15	MTC_16	W-Al Shayk Sa'd	3:15pm-3:30pm	0	0	1	1	2	0	0	0	0	0	0	0	0	0	0
03.08.15	MTC_16	W-Al Shayk Sa'd	3:31pm-3:45pm	0	1	0	0	2	0	0	0	0	0	0	0	0	0	0
03.08.15	MTC_16	W-Al Shayk Sa'd	3:46pm-4:00pm	0	0	0	1	4	0	0	0	0	0	0	0	0	0	0
03.08.15	MTC_16	W-Al Shayk Sa'd	4:01pm-4:15pm	0	0	1	0	8	0	1	0	0	0	0	0	0	0	0
03.08.15	MTC_16	W-Al Shayk Sa'd	4:16pm-4:30pm	0	0	0	0	3	0	0	0	0	0	0	1	0	0	0
03.08.15	MTC_16	W-Al Shayk Sa'd	4:31pm-4:45pm	0	0	2	0	7	0	0	0	0	0	0	0	0	0	0
03.08.15	MTC_16	W-Al Shayk Sa'd	4:46pm-5:00pm	0	0	1	1	7	0	0	0	0	0	0	0	0	0	0
03.08.15	MTC_16	W-Al Shayk Sa'd	5:01pm-5:15pm	0	1	0	0	5	0	0	0	0	0	0	1	0	0	0
03.08.15	MTC_16	W-Al Shayk Sa'd	5:16pm-5:30pm	0	0	1	1	6	0	0	0	0	0	0	0	0	0	0
03.08.15	MTC_16	W-Al Shayk Sa'd	5:31pm-5:45pm	0	0	0	0	4	0	1	0	0	0	0	0	0	0	0
03.08.15	MTC_16	W-Al Shayk Sa'd	5:46pm-6:00pm	0	0	1	0	4	0	0	0	0	0	0	0	0	0	0
03.08.15	MTC_16	W-Al Shayk Sa'd	6:01pm-6:15pm	0	0	1	1	5	0	1	0	0	0	0	0	0	0	0
03.08.15	MTC_16	W-Al Shayk Sa'd	6:16pm-6:30pm	0	1	1	0	4	0	0	0	0	0	0	0	0	0	0
03.08.15	MTC_16	W-Al Shayk Sa'd	6:31pm-6:45pm	0	1	2	0	3	0	0	0	0	0	0	1	0	0	0
03.08.15	MTC_16	W-Al Shayk Sa'd	6:46pm-7:00pm	0	0	1	0	1	0	0	0	0	0	0	0	0	0	0
03.08.15	MTC_16	W-Al Shayk Sa'd	7:01pm-7:15pm	0	0	1	0	1	0	0	0	0	0	0	0	0	0	0
03.08.15	MTC_16	E-Jub Al rum	3:15pm-3:30pm	0	0	1	1	2	1	0	0	0	0	0	0	0	0	0
03.08.15	MTC_16	E-Jub Al rum	3:31pm-3:45pm	0	0	1	0	2	0	1	0	0	0	0	0	0	0	0
03.08.15	MTC_16	E-Jub Al rum	3:46pm-4:00pm	0	1	0	0	4	0	0	0	0	0	0	0	0	0	0
03.08.15	MTC_16	E-Jub Al rum	4:01pm-4:15pm	0	0	2	0	2	0	0	0	0	0	0	0	0	0	0
03.08.15	MTC_16	E-Jub Al rum	4:16pm-4:30pm	0	1	0	0	3	0	0	0	0	0	0	0	0	0	0
03.08.15	MTC_16	E-Jub Al rum	4:31pm-4:45pm	0	0	0	0	4	0	0	0	0	0	0	0	0	0	0
03.08.15	MTC_16	E-Jub Al rum	4:46pm-5:00pm	0	0	1	0	7	0	0	0	0	0	0	0	0	0	0
03.08.15	MTC_16	E-Jub Al rum	5:01pm-5:15pm	0	0	1	1	6	0	0	0	0	0	0	0	0	0	0
03.08.15	MTC_16	E-Jub Al rum	5:16pm-5:30pm	0	0	1	0	5	0	0	0	0	0	0	0	0	0	0
03.08.15	MTC_16	E-Jub Al rum	5:31pm-5:45pm	0	1	1	0	5	0	0	0	0	0	0	0	0	0	0
03.08.15	MTC_16	E-Jub Al rum	5:46pm-6:00pm	0	0	0	0	7	0	0	0	0	0	0	0	0	0	0
03.08.15	MTC_16	E-Jub Al rum	6:01pm-6:15pm	0	0	0	0	8	0	1	0	0	0	0	0	0	0	0
03.08.15	MTC_16	E-Jub Al rum	6:16pm-6:30pm	0	0	1	0	3	0	0	0	0	0	0	1	0	0	0
03.08.15	MTC_16	E-Jub Al rum	6:31pm-6:45pm	0	0	1	0	4	0	0	0	0	0	0	0	0	0	0
03.08.15	MTC_16	E-Jub Al rum	6:46pm-7:00pm	0	0	1	0	2	0	1	0	0	0	0	0	0	0	0
03.08.15	MTC_16	E-Jub Al rum	7:01pm-7:15pm	0	0	0	0	1	1	0	0	0	0	0	0	0	0	0



Tab 21. Manual Traffic Counts Original Survey Sheet - Location MTC 18

				1 MOTORCYCLE (AASHTO CLASS 1)		2 PASSENGER CAR (AASHTO CLASS 2)		3 LIGHT HEAVY VHLS (AASHTO CLASS 3 AND 5)		4 PRIVATE BUS (AASHTO CLASS 4)		SERVICE (MINIBUS COLLECTIVE TAXI)	6 PUBLIC TRANSPORT (AASHTO CLASS 4)		7 LARGE HEAVY VHLS #01 (AASHTO CLASS 6,7&9)		8 LARGE HEAVY VHLS #02 (AASHTO CLASS 10,11,12,13)	
Date	Position	Direction	Time	1 Motorcycle - white pl	2 Passenger - yellow pl	3 Passenger - car - green pl	4 Passenger - car - yellow pl	3 Light Heavy vehicles - white pl	3 Light Heavy vehicles - yellow pl	4 Private Bus - white pl	4 Private Bus - yellow pl	Service (minibus collective taxi) green pl	6 Public Transport - green pl	6 Public Transport - yellow pl	7 Large Heavy Vehicles #01 - white pl	7 Large Heavy Vehicles #01 - yellow pl	8 Large Heavy Vehicles #02 - white pl	8 Large Heavy Vehicles #02 - yellow pl
03.08.15	MTC_18	NE-Qalandia Ramallah	3:15pm-3:30pm	NA	NA	NA	NA	NA	NA	NA	NA	NA	NA	NA	NA	NA	NA	NA
03.08.15	MTC_18	NE-Qalandia Ramallah	3:31pm-3:45pm	NA	NA	NA	NA	NA	NA	NA	NA	NA	NA	NA	NA	NA	NA	NA
03.08.15	MTC_18	NE-Qalandia Ramallah	3:46pm-4:00pm	NA	NA	NA	NA	NA	NA	NA	NA	NA	NA	NA	NA	NA	NA	NA
03.08.15	MTC_18	NE-Qalandia Ramallah	4:01pm-4:15pm	0	3	15	3	65	0	0	0	0	0	0	0	5	0	0
03.08.15	MTC_18	NE-Qalandia Ramallah	4:16pm-4:30pm	0	0	11	0	55	2	3	0	0	0	0	0	3	1	0
03.08.15	MTC_18	NE-Qalandia Ramallah	4:31pm-4:45pm	1	0	21	2	46	1	5	0	1	2	0	1	4	2	0
03.08.15	MTC_18	NE-Qalandia Ramallah	4:46pm-5:00pm	0	2	27	3	53	0	3	0	0	2	0	1	2	0	0
03.08.15	MTC_18	NE-Qalandia Ramallah	5:01pm-5:15pm	0	3	14	2	56	1	3	0	0	2	1	2	0	0	0
03.08.15	MTC_18	NE-Qalandia Ramallah	5:16pm-5:30pm	0	2	16	1	56	0	2	0	0	2	0	3	6	1	0
03.08.15	MTC_18	NE-Qalandia Ramallah	5:31pm-5:45pm	0	4	22	1	50	0	5	0	0	3	2	0	3	2	0
03.08.15	MTC_18	NE-Qalandia Ramallah	5:46pm-6:00pm	1	5	23	3	63	1	3	0	0	0	0	0	2	0	0
03.08.15	MTC_18	NE-Qalandia Ramallah	6:01pm-6:15pm	0	1	23	2	63	0	1	0	0	2	0	1	2	0	0
03.08.15	MTC_18	NE-Qalandia Ramallah	6:16pm-6:30pm	0	4	25	0	65	1	4	0	0	5	0	3	1	1	0
03.08.15	MTC_18	NE-Qalandia Ramallah	6:31pm-6:45pm	0	1	28	1	56	1	5	2	2	2	0	0	1	0	1
03.08.15	MTC_18	NE-Qalandia Ramallah	6:46pm-7:00pm	0	3	20	3	50	0	2	0	0	5	0	1	3	2	0
03.08.15	MTC_18	NE-Qalandia Ramallah	7:01pm-7:15pm	0	3	17	0	63	0	1	4	3	0	1	0	0	0	0
03.08.15	MTC_18	SW-East Jerusalem	3:15pm-3:30pm	NA	NA	NA	NA	NA	NA	NA	NA	NA	NA	NA	NA	NA	NA	NA
03.08.15	MTC_18	SW-East Jerusalem	3:31pm-3:45pm	NA	NA	NA	NA	NA	NA	NA	NA	NA	NA	NA	NA	NA	NA	NA
03.08.15	MTC_18	SW-East Jerusalem	3:46pm-4:00pm	NA	NA	NA	NA	NA	NA	NA	NA	NA	NA	NA	NA	NA	NA	NA
03.08.15	MTC_18	SW-East Jerusalem	4:01pm-4:15pm	0	5	25	0	33	3	5	0	0	8	0	0	0	0	0
03.08.15	MTC_18	SW-East Jerusalem	4:16pm-4:30pm	0	2	13	0	57	0	2	0	0	10	0	1	1	0	0
03.08.15	MTC_18	SW-East Jerusalem	4:31pm-4:45pm	1	2	13	1	43	1	4	0	0	6	0	0	5	3	0
03.08.15	MTC_18	SW-East Jerusalem	4:46pm-5:00pm	0	2	21	4	55	1	1	0	0	10	0	0	1	1	0
03.08.15	MTC_18	SW-East Jerusalem	5:01pm-5:15pm	0	2	25	1	59	1	2	0	0	7	0	0	4	0	0
03.08.15	MTC_18	SW-East Jerusalem	5:16pm-5:30pm	0	1	17	2	64	0	3	0	0	6	0	1	0	2	0
03.08.15	MTC_18	SW-East Jerusalem	5:31pm-5:45pm	2	5	20	1	45	1	1	0	0	10	0	0	0	1	0
03.08.15	MTC_18	SW-East Jerusalem	5:46pm-6:00pm	0	5	32	1	43	1	3	0	0	10	0	0	2	2	1
03.08.15	MTC_18	SW-East Jerusalem	6:01pm-6:15pm	0	3	22	2	50	1	6	0	0	9	0	0	1	0	1
03.08.15	MTC_18	SW-East Jerusalem	6:16pm-6:30pm	1	2	20	2	46	0	3	0	0	6	0	0	2	0	0
03.08.15	MTC_18	SW-East Jerusalem	6:31pm-6:45pm	1	2	17	3	44	1	7	0	0	11	0	0	1	3	0
03.08.15	MTC_18	SW-East Jerusalem	6:46pm-7:00pm	0	5	16	0	49	0	1	0	0	10	0	0	0	2	0
03.08.15	MTC_18	SW-East Jerusalem	7:01pm-7:15pm	0	3	17	1	46	0	5	0	2	0	1	1	2	0	0



Tab 22. Manual Traffic Counts Original Survey Sheet - Location MTC 19

Date	Position	Direction	Time	1 MOTORCYCLE		2 PASSENGER CAR		3 LIGHT HEAVY VHLS		4 PRIVATE BUS		SERVICE (MINIBUS COLLECTIVE TAXI)	6 PUBLIC TRANSPORT		7 LARGE HEAVY VHLS #01		8 LARGE HEAVY VHLS #02	
				(AASHTO CLASS 1)	(AASHTO CLASS 1)	(AASHTO CLASS 2)	(AASHTO CLASS 2)	(AASHTO CLASS 3 AND 5)	(AASHTO CLASS 3 AND 5)	(AASHTO CLASS 4)	(AASHTO CLASS 4)	(MINIBUS COLLECTIVE TAXI)	(AASHTO CLASS 4)	(AASHTO CLASS 4)	(AASHTO CLASS 6,7,8,9)	(AASHTO CLASS 6,7,8,9)	(AASHTO CLASS 10,11,12,13)	(AASHTO CLASS 10,11,12,13)
03.08.15	MTC_19	NE-Ramallah	3:15pm-3:30pm	Motorcycle - white pl	NA	2 Passenger - car - white pl	NA	3 Light Heavy vehicles - white pl	NA	4 Private Bus - white pl	NA	Service (minibus collective taxi) green pl	6 Public Transport - green pl	6 Public Transport - yellow pl	7 Large Heavy Vehicles #01 white pl	7 Large Heavy Vehicles #01 yellow pl	8 Large Heavy Vehicles #02 white pl	8 Large Heavy Vehicles #02 yellow pl
03.08.15	MTC_19	NE-Ramallah	3:31pm-3:45pm	Motorcycle - white pl	NA	2 Passenger - car - white pl	NA	3 Light Heavy vehicles - white pl	NA	4 Private Bus - white pl	NA	Service (minibus collective taxi) green pl	6 Public Transport - green pl	6 Public Transport - yellow pl	7 Large Heavy Vehicles #01 white pl	7 Large Heavy Vehicles #01 yellow pl	8 Large Heavy Vehicles #02 white pl	8 Large Heavy Vehicles #02 yellow pl
03.08.15	MTC_19	NE-Ramallah	3:46pm-4:00pm	Motorcycle - white pl	NA	2 Passenger - car - white pl	NA	3 Light Heavy vehicles - white pl	NA	4 Private Bus - white pl	NA	Service (minibus collective taxi) green pl	6 Public Transport - green pl	6 Public Transport - yellow pl	7 Large Heavy Vehicles #01 white pl	7 Large Heavy Vehicles #01 yellow pl	8 Large Heavy Vehicles #02 white pl	8 Large Heavy Vehicles #02 yellow pl
03.08.15	MTC_19	NE-Ramallah	4:01pm-4:15pm	Motorcycle - white pl	0	14	3	15	6	0	2	6	3	1	1	1	0	0
03.08.15	MTC_19	NE-Ramallah	4:16pm-4:30pm	Motorcycle - white pl	0	14	2	20	2	3	0	2	3	2	0	0	0	0
03.08.15	MTC_19	NE-Ramallah	4:31pm-4:45pm	Motorcycle - white pl	0	23	2	20	3	0	1	7	2	0	3	0	0	0
03.08.15	MTC_19	NE-Ramallah	4:46pm-5:00pm	Motorcycle - white pl	1	10	3	23	2	1	2	3	2	0	1	0	0	0
03.08.15	MTC_19	NE-Ramallah	5:01pm-5:15pm	Motorcycle - white pl	0	24	3	32	4	1	2	6	0	0	2	0	0	0
03.08.15	MTC_19	NE-Ramallah	5:16pm-5:30pm	Motorcycle - white pl	1	16	0	21	6	2	0	4	5	0	0	1	0	0
03.08.15	MTC_19	NE-Ramallah	5:31pm-5:45pm	Motorcycle - white pl	0	11	2	27	6	1	0	5	2	0	3	0	0	0
03.08.15	MTC_19	NE-Ramallah	5:46pm-6:00pm	Motorcycle - white pl	0	19	1	24	5	1	0	0	1	1	0	0	0	0
03.08.15	MTC_19	NE-Ramallah	6:01pm-6:15pm	Motorcycle - white pl	2	18	2	31	4	7	0	6	0	0	2	0	0	0
03.08.15	MTC_19	NE-Ramallah	6:16pm-6:30pm	Motorcycle - white pl	1	16	1	22	2	4	1	4	4	0	0	0	0	0
03.08.15	MTC_19	NE-Ramallah	6:31pm-6:45pm	Motorcycle - white pl	1	24	2	24	6	3	2	0	2	0	2	0	0	0
03.08.15	MTC_19	NE-Ramallah	6:46pm-7:00pm	Motorcycle - white pl	0	16	1	33	3	3	0	1	3	1	0	2	1	0
03.08.15	MTC_19	NE-Ramallah	7:01pm-7:15pm	Motorcycle - white pl	2	19	0	29	5	1	0	3	0	0	2	0	0	0
03.08.15	MTC_19	S-Beit Surik	3:15pm-3:30pm	Motorcycle - white pl	NA	2 Passenger - car - white pl	NA	3 Light Heavy vehicles - white pl	NA	4 Private Bus - white pl	NA	Service (minibus collective taxi) green pl	6 Public Transport - green pl	6 Public Transport - yellow pl	7 Large Heavy Vehicles #01 white pl	7 Large Heavy Vehicles #01 yellow pl	8 Large Heavy Vehicles #02 white pl	8 Large Heavy Vehicles #02 yellow pl
03.08.15	MTC_19	S-Beit Surik	3:31pm-3:45pm	Motorcycle - white pl	NA	2 Passenger - car - white pl	NA	3 Light Heavy vehicles - white pl	NA	4 Private Bus - white pl	NA	Service (minibus collective taxi) green pl	6 Public Transport - green pl	6 Public Transport - yellow pl	7 Large Heavy Vehicles #01 white pl	7 Large Heavy Vehicles #01 yellow pl	8 Large Heavy Vehicles #02 white pl	8 Large Heavy Vehicles #02 yellow pl
03.08.15	MTC_19	S-Beit Surik	3:46pm-4:00pm	Motorcycle - white pl	NA	2 Passenger - car - white pl	NA	3 Light Heavy vehicles - white pl	NA	4 Private Bus - white pl	NA	Service (minibus collective taxi) green pl	6 Public Transport - green pl	6 Public Transport - yellow pl	7 Large Heavy Vehicles #01 white pl	7 Large Heavy Vehicles #01 yellow pl	8 Large Heavy Vehicles #02 white pl	8 Large Heavy Vehicles #02 yellow pl
03.08.15	MTC_19	S-Beit Surik	4:01pm-4:15pm	Motorcycle - white pl	0	26	0	25	8	1	1	0	4	2	0	1	0	0
03.08.15	MTC_19	S-Beit Surik	4:16pm-4:30pm	Motorcycle - white pl	0	15	3	23	4	1	0	6	2	0	1	0	0	0
03.08.15	MTC_19	S-Beit Surik	4:31pm-4:45pm	Motorcycle - white pl	0	26	1	35	2	1	0	7	3	0	4	1	0	0
03.08.15	MTC_19	S-Beit Surik	4:46pm-5:00pm	Motorcycle - white pl	0	23	4	31	8	5	2	1	5	0	0	3	1	0
03.08.15	MTC_19	S-Beit Surik	5:01pm-5:15pm	Motorcycle - white pl	1	20	2	35	4	4	2	2	3	2	0	3	1	0
03.08.15	MTC_19	S-Beit Surik	5:16pm-5:30pm	Motorcycle - white pl	0	24	2	31	6	1	0	3	3	1	1	0	0	0
03.08.15	MTC_19	S-Beit Surik	5:31pm-5:45pm	Motorcycle - white pl	0	31	2	30	8	5	0	5	4	0	2	0	0	0
03.08.15	MTC_19	S-Beit Surik	5:46pm-6:00pm	Motorcycle - white pl	1	16	0	35	6	5	0	5	2	3	0	0	0	0
03.08.15	MTC_19	S-Beit Surik	6:01pm-6:15pm	Motorcycle - white pl	2	21	2	32	1	1	0	4	3	0	2	0	0	0
03.08.15	MTC_19	S-Beit Surik	6:16pm-6:30pm	Motorcycle - white pl	1	0	21	0	38	6	7	0	5	2	0	2	0	0
03.08.15	MTC_19	S-Beit Surik	6:31pm-6:45pm	Motorcycle - white pl	0	36	2	35	5	5	3	1	4	2	1	0	1	0
03.08.15	MTC_19	S-Beit Surik	6:46pm-7:00pm	Motorcycle - white pl	2	20	2	27	5	3	0	2	2	0	2	0	0	0
03.08.15	MTC_19	S-Beit Surik	7:01pm-7:15pm	Motorcycle - white pl	0	33	1	46	4	5	0	5	2	1	0	0	0	0



Tab 23. Manual Traffic Counts Original Survey Sheet - Location MTC 20

Date	Position	Direction	Time	1 MOTORCYCLE		2 PASSENGER CAR		3 LIGHT HEAVY VHLS		4 PRIVATE BUS		SERVICE (MINIBUS COLLECTIVE TAXI)	6 PUBLIC TRANSPORT		7 LARGE HEAVY VHLS #01		8 LARGE HEAVY VHLS #02	
				(AASHTO CLASS 1)	(AASHTO CLASS 1)	(AASHTO CLASS 2)	(AASHTO CLASS 2)	(AASHTO CLASS 3 AND 5)	(AASHTO CLASS 3 AND 5)	(AASHTO CLASS 4)	(AASHTO CLASS 4)	(MINIBUS COLLECTIVE TAXI)	(AASHTO CLASS 4)	(AASHTO CLASS 4)	(AASHTO CLASS 6,7,8,9)	(AASHTO CLASS 6,7,8,9)	(AASHTO CLASS 10,11,12,13)	(AASHTO CLASS 10,11,12,13)
03.08.15	MTC 20	W-Bayada	3:15pm-3:30pm	0	0	5	0	1	1	0	0	0	0	0	0	0	0	0
03.08.15	MTC 20	W-Bayada	3:31pm-3:45pm	0	0	3	0	1	0	0	0	1	0	0	1	0	0	0
03.08.15	MTC 20	W-Bayada	3:46pm-4:00pm	0	0	3	1	0	1	0	0	1	0	0	1	0	0	0
03.08.15	MTC 20	W-Bayada	4:01pm-4:15pm	0	0	4	0	1	0	0	0	0	0	0	1	0	0	0
03.08.15	MTC 20	W-Bayada	4:16pm-4:30pm	0	0	3	0	1	1	0	0	1	0	0	0	0	0	0
03.08.15	MTC 20	W-Bayada	4:31pm-4:45pm	0	0	4	0	0	1	0	0	1	0	0	0	0	0	0
03.08.15	MTC 20	W-Bayada	4:46pm-5:00pm	0	0	5	0	0	2	0	0	0	0	0	1	0	0	0
03.08.15	MTC 20	W-Bayada	5:01pm-5:15pm	0	0	6	1	0	1	0	0	0	0	0	0	0	0	0
03.08.15	MTC 20	W-Bayada	5:16pm-5:30pm	0	0	5	0	0	1	0	0	0	0	0	1	0	0	0
03.08.15	MTC 20	W-Bayada	5:31pm-5:45pm	0	0	4	2	0	2	0	0	0	0	0	0	0	0	0
03.08.15	MTC 20	W-Bayada	5:46pm-6:00pm	0	0	3	1	2	2	0	0	2	0	0	0	0	0	0
03.08.15	MTC 20	W-Bayada	6:01pm-6:15pm	0	0	6	0	1	1	0	0	1	0	0	0	0	0	0
03.08.15	MTC 20	W-Bayada	6:16pm-6:30pm	0	0	4	0	1	2	0	0	1	0	0	0	0	0	0
03.08.15	MTC 20	W-Bayada	6:31pm-6:45pm	0	0	8	1	1	1	0	0	0	0	0	1	0	0	0
03.08.15	MTC 20	W-Bayada	6:46pm-7:00pm	0	0	7	1	1	1	0	0	1	0	0	0	0	0	0
03.08.15	MTC 20	W-Bayada	7:01pm-7:15pm	0	0	3	0	1	1	0	3	1	0	0	0	0	0	0
03.08.15	MTC 20	E-Ras Sinsil	3:15pm-3:30pm	0	0	6	0	0	2	0	0	0	0	0	1	0	0	0
03.08.15	MTC 20	E-Ras Sinsil	3:31pm-3:45pm	0	0	3	0	0	1	0	1	0	0	0	0	0	0	0
03.08.15	MTC 20	E-Ras Sinsil	3:46pm-4:00pm	0	0	1	0	0	1	0	0	1	0	0	0	0	0	0
03.08.15	MTC 20	E-Ras Sinsil	4:01pm-4:15pm	0	0	2	0	0	0	0	0	0	0	0	0	0	0	0
03.08.15	MTC 20	E-Ras Sinsil	4:16pm-4:30pm	0	0	4	1	0	0	0	0	0	0	0	1	0	0	0
03.08.15	MTC 20	E-Ras Sinsil	4:31pm-4:45pm	0	0	4	0	0	2	0	0	2	0	0	1	0	0	0
03.08.15	MTC 20	E-Ras Sinsil	4:46pm-5:00pm	0	0	3	0	0	1	0	0	0	0	0	0	0	0	0
03.08.15	MTC 20	E-Ras Sinsil	5:01pm-5:15pm	0	0	4	0	0	1	0	0	0	0	0	0	0	0	0
03.08.15	MTC 20	E-Ras Sinsil	5:16pm-5:30pm	0	0	3	0	0	1	0	0	2	0	0	1	0	0	0
03.08.15	MTC 20	E-Ras Sinsil	5:31pm-5:45pm	0	0	6	1	0	2	0	0	0	0	0	1	0	0	0
03.08.15	MTC 20	E-Ras Sinsil	5:46pm-6:00pm	0	0	6	1	0	3	0	0	1	0	0	0	0	0	0
03.08.15	MTC 20	E-Ras Sinsil	6:01pm-6:15pm	0	0	4	1	0	4	0	0	0	0	0	0	0	0	0
03.08.15	MTC 20	E-Ras Sinsil	6:16pm-6:30pm	0	0	4	0	0	3	0	1	0	0	0	1	0	0	0
03.08.15	MTC 20	E-Ras Sinsil	6:31pm-6:45pm	0	0	4	1	1	5	0	0	0	0	0	0	0	0	0
03.08.15	MTC 20	E-Ras Sinsil	6:46pm-7:00pm	0	0	6	0	1	0	0	0	2	0	0	1	0	0	0
03.08.15	MTC 20	E-Ras Sinsil	7:01pm-7:15pm	0	0	7	0	0	0	0	0	1	0	0	0	0	0	0



Tab 24. Manual Traffic Counts Original Survey Sheet - Location MTC 21

Date	Position	Direction	Time	1 MOTORCYCLE		2 PASSENGER CAR		3 LIGHT HEAVY VHLS		4 PRIVATE BUS		SERVICE (MINIBUS COLLECTIVE TAXI)	6 PUBLIC TRANSPORT		7 LARGE HEAVY VHLS #01		8 LARGE HEAVY VHLS #02	
				(AASHTO CLASS 1)	(AASHTO CLASS 1)	(AASHTO CLASS 2)	(AASHTO CLASS 2)	(AASHTO CLASS 3 AND 5)	(AASHTO CLASS 3 AND 5)	(AASHTO CLASS 4)	(AASHTO CLASS 4)	(MINIBUS COLLECTIVE TAXI)	(AASHTO CLASS 4)	(AASHTO CLASS 4)	(AASHTO CLASS 6,7&9)	(AASHTO CLASS 7 Large Heavy Vehicles #01 white pl)	(AASHTO CLASS 8 Large Heavy Vehicles #02 white pl)	(AASHTO CLASS 10,11,12,13)
03.08.15	MTC 21	N-Ayda Camp	3:15pm-3:30pm	0	0	40	30	17	3	0	3	1	5	0	0	1	0	0
03.08.15	MTC 21	N-Ayda Camp	3:31pm-3:45pm	0	0	43	30	20	8	2	2	0	1	0	0	2	0	0
03.08.15	MTC 21	N-Ayda Camp	3:46pm-4:00pm	0	0	43	40	16	5	0	0	2	0	0	0	2	0	1
03.08.15	MTC 21	N-Ayda Camp	4:01pm-4:15pm	1	1	41	33	19	5	2	1	0	2	0	0	3	0	0
03.08.15	MTC 21	N-Ayda Camp	4:16pm-4:30pm	1	2	40	25	11	6	1	4	1	7	0	2	2	0	0
03.08.15	MTC 21	N-Ayda Camp	4:31pm-4:45pm	1	1	38	24	16	8	1	3	0	3	0	1	2	0	0
03.08.15	MTC 21	N-Ayda Camp	4:46pm-5:00pm	0	0	46	28	18	6	3	1	0	7	0	0	3	0	0
03.08.15	MTC 21	N-Ayda Camp	5:01pm-5:15pm	0	0	52	26	17	9	2	1	0	5	0	0	1	0	0
03.08.15	MTC 21	N-Ayda Camp	5:16pm-5:30pm	2	0	46	41	11	9	4	2	0	6	0	0	2	0	0
03.08.15	MTC 21	N-Ayda Camp	5:31pm-5:45pm	0	0	51	28	29	9	3	0	0	3	0	0	4	0	0
03.08.15	MTC 21	N-Ayda Camp	5:46pm-6:00pm	0	0	50	29	29	3	3	0	1	4	0	0	1	0	0
03.08.15	MTC 21	N-Ayda Camp	6:01pm-6:15pm	1	1	48	21	17	7	0	0	0	2	0	0	2	0	0
03.08.15	MTC 21	N-Ayda Camp	6:16pm-6:30pm	0	1	48	25	19	7	2	1	0	2	0	0	1	0	0
03.08.15	MTC 21	N-Ayda Camp	6:31pm-6:45pm	0	1	43	25	19	7	2	1	0	2	0	0	1	0	0
03.08.15	MTC 21	N-Ayda Camp	6:46pm-7:00pm	0	0	59	29	28	9	4	1	0	4	0	0	2	0	0
03.08.15	MTC 21	N-Ayda Camp	7:01pm-7:15pm	0	1	38	16	15	6	0	0	1	2	0	0	4	0	0
03.08.15	MTC 21	S- Bethlehem City Centre	3:15pm-3:30pm	2	0	25	10	9	3	1	0	1	0	0	0	0	0	0
03.08.15	MTC 21	S- Bethlehem City Centre	3:31pm-3:45pm	0	1	36	30	17	0	0	0	0	1	0	0	1	0	0
03.08.15	MTC 21	S- Bethlehem City Centre	3:46pm-4:00pm	3	3	43	21	20	1	3	1	0	2	0	0	1	0	0
03.08.15	MTC 21	S- Bethlehem City Centre	4:01pm-4:15pm	0	1	63	27	18	0	0	3	0	3	0	0	0	0	0
03.08.15	MTC 21	S- Bethlehem City Centre	4:16pm-4:30pm	0	0	45	18	16	1	0	0	0	8	0	1	0	0	0
03.08.15	MTC 21	S- Bethlehem City Centre	4:31pm-4:45pm	0	0	53	27	29	2	0	5	0	1	0	1	5	0	0
03.08.15	MTC 21	S- Bethlehem City Centre	4:46pm-5:00pm	1	0	50	29	18	2	1	1	0	2	0	0	1	0	0
03.08.15	MTC 21	S- Bethlehem City Centre	5:01pm-5:15pm	2	1	49	29	22	11	0	2	0	1	0	0	1	0	0
03.08.15	MTC 21	S- Bethlehem City Centre	5:16pm-5:30pm	0	0	58	24	40	5	1	1	1	2	0	0	0	0	0
03.08.15	MTC 21	S- Bethlehem City Centre	5:31pm-5:45pm	0	0	46	28	35	3	0	1	1	0	0	2	0	0	0
03.08.15	MTC 21	S- Bethlehem City Centre	5:46pm-6:00pm	0	2	39	24	36	3	4	3	1	1	0	0	1	0	0
03.08.15	MTC 21	S- Bethlehem City Centre	6:01pm-6:15pm	1	0	53	28	42	2	6	1	1	2	0	0	3	1	0
03.08.15	MTC 21	S- Bethlehem City Centre	6:16pm-6:30pm	0	0	38	14	29	8	4	1	0	3	0	0	2	0	0
03.08.15	MTC 21	S- Bethlehem City Centre	6:31pm-6:45pm	0	0	45	24	19	1	1	0	1	0	0	2	3	0	0
03.08.15	MTC 21	S- Bethlehem City Centre	6:46pm-7:00pm	0	2	41	17	26	5	2	0	2	4	0	0	2	0	0
03.08.15	MTC 21	S- Bethlehem City Centre	7:01pm-7:15pm	0	3	40	23	33	3	8	0	0	0	0	0	0	0	0



Tab 25. Manual Traffic Counts Original Survey Sheet - Location MTC 22

Date	Position	Direction	Time	1 MOTORCYCLE		2 PASSENGER CAR		3 LIGHT HEAVY VHLS		4 PRIVATE BUS		SERVICE	6 PUBLIC TRANSPORT		7 LARGE HEAVY VHLS #01		8 LARGE HEAVY VHLS #02	
				(AASHTO CLASS 1)	(AASHTO CLASS 1)	(AASHTO CLASS 2)	(AASHTO CLASS 2)	(AASHTO CLASS 3 AND 5)	(AASHTO CLASS 3 AND 5)	(AASHTO CLASS 4)	(AASHTO CLASS 4)	(MINIBUS COLLECTIVE TAXI)	(AASHTO CLASS 4)	(AASHTO CLASS 4)	(AASHTO CLASS 6,7,8,9)	(AASHTO CLASS 6,7,8,9)	(AASHTO CLASS 10,11,12,13)	(AASHTO CLASS 10,11,12,13)
03.08.15	MTC 22	SW-Hebron	3:15pm-3:30pm	0	0	7	0	0	0	0	0	1	0	0	0	0	0	0
03.08.15	MTC 22	SW-Hebron	3:31pm-3:45pm	0	0	5	0	1	1	0	0	1	0	0	0	0	0	0
03.08.15	MTC 22	SW-Hebron	3:46pm-4:00pm	0	0	3	0	1	0	0	0	0	0	0	0	0	0	0
03.08.15	MTC 22	SW-Hebron	4:01pm-4:15pm	0	0	6	0	0	0	0	0	0	0	0	0	0	0	0
03.08.15	MTC 22	SW-Hebron	4:16pm-4:30pm	0	0	1	0	0	2	0	0	0	0	0	0	0	0	0
03.08.15	MTC 22	SW-Hebron	4:31pm-4:45pm	0	0	5	0	0	0	0	0	0	0	0	0	0	0	0
03.08.15	MTC 22	SW-Hebron	4:46pm-5:00pm	0	0	4	0	0	3	0	0	0	0	0	0	0	0	0
03.08.15	MTC 22	SW-Hebron	5:01pm-5:15pm	0	0	6	0	0	1	0	0	0	0	0	1	0	0	0
03.08.15	MTC 22	SW-Hebron	5:16pm-5:30pm	0	0	4	0	0	2	0	0	0	0	0	2	0	0	0
03.08.15	MTC 22	SW-Hebron	5:31pm-5:45pm	0	0	6	0	0	3	0	0	0	0	0	0	0	0	0
03.08.15	MTC 22	SW-Hebron	5:46pm-6:00pm	0	0	2	1	2	3	0	0	1	0	0	0	0	0	0
03.08.15	MTC 22	SW-Hebron	6:01pm-6:15pm	0	0	4	0	0	1	0	0	0	0	0	0	0	0	0
03.08.15	MTC 22	SW-Hebron	6:16pm-6:30pm	0	0	5	0	0	3	0	0	2	0	0	1	0	0	0
03.08.15	MTC 22	SW-Hebron	6:31pm-6:45pm	0	0	13	0	0	2	0	0	1	0	0	0	1	0	0
03.08.15	MTC 22	SW-Hebron	6:46pm-7:00pm	0	0	9	0	0	0	0	0	1	0	0	0	0	0	0
03.08.15	MTC 22	SW-Hebron	7:01pm-7:15pm	0	0	3	0	1	2	0	4	1	0	0	0	0	0	0
03.08.15	MTC 22	NE-Tekoa	3:15pm-3:30pm	0	0	7	0	0	3	0	1	0	0	0	1	0	0	0
03.08.15	MTC 22	NE-Tekoa	3:31pm-3:45pm	0	0	3	0	0	3	0	0	1	0	0	1	0	0	0
03.08.15	MTC 22	NE-Tekoa	3:46pm-4:00pm	0	0	1	0	0	2	0	0	0	0	0	0	0	0	0
03.08.15	MTC 22	NE-Tekoa	4:01pm-4:15pm	0	0	1	0	0	0	0	0	1	0	0	1	0	0	0
03.08.15	MTC 22	NE-Tekoa	4:16pm-4:30pm	0	0	6	0	0	0	0	0	0	0	0	0	0	0	0
03.08.15	MTC 22	NE-Tekoa	4:31pm-4:45pm	0	0	4	0	0	2	0	0	2	0	0	1	0	0	0
03.08.15	MTC 22	NE-Tekoa	4:46pm-5:00pm	0	0	3	0	0	1	0	0	0	0	0	0	0	0	0
03.08.15	MTC 22	NE-Tekoa	5:01pm-5:15pm	0	0	5	0	0	2	1	0	2	0	0	0	0	0	0
03.08.15	MTC 22	NE-Tekoa	5:16pm-5:30pm	0	0	5	0	0	1	0	0	0	0	0	0	0	0	0
03.08.15	MTC 22	NE-Tekoa	5:31pm-5:45pm	0	0	9	0	0	1	0	0	0	0	0	0	0	0	0
03.08.15	MTC 22	NE-Tekoa	5:46pm-6:00pm	0	0	5	0	0	2	0	0	1	0	0	0	0	0	0
03.08.15	MTC 22	NE-Tekoa	6:01pm-6:15pm	0	0	2	1	0	4	0	0	0	0	0	0	0	0	0
03.08.15	MTC 22	NE-Tekoa	6:16pm-6:30pm	0	0	7	0	0	3	0	1	2	0	0	0	0	0	0
03.08.15	MTC 22	NE-Tekoa	6:31pm-6:45pm	0	0	8	0	0	5	0	0	1	0	0	1	0	0	0
03.08.15	MTC 22	NE-Tekoa	6:46pm-7:00pm	0	0	8	0	1	0	0	0	1	0	0	0	0	0	0
03.08.15	MTC 22	NE-Tekoa	7:01pm-7:15pm	0	0	8	0	0	0	0	0	2	0	0	0	0	0	0



Tab 26. Manual Traffic Counts Original Survey Sheet - Location MTC 23

Date	Position	Direction	Time	1 MOTORCYCLE		2 PASSENGER CAR		3 LIGHT HEAVY VHLS		4 PRIVATE BUS		SERVICE (MINIBUS COLLECTIVE TAXI)	6 PUBLIC TRANSPORT		7 LARGE HEAVY VHLS #01		8 LARGE HEAVY VHLS #02	
				(AASHTO CLASS 1)	(AASHTO CLASS 2)	(AASHTO CLASS 3)	(AASHTO CLASS 4)	(AASHTO CLASS 5)	(AASHTO CLASS 6)	(AASHTO CLASS 7)	(AASHTO CLASS 8)	(AASHTO CLASS 9)	(AASHTO CLASS 10)	(AASHTO CLASS 11)	(AASHTO CLASS 12)	(AASHTO CLASS 13)	(AASHTO CLASS 14)	(AASHTO CLASS 15)
03.08.15	MTC 23	N-Bethlehem	3:15pm-3:30pm	0	0	10	2	1	2	0	0	0	0	0	0	0	0	0
03.08.15	MTC 23	N-Bethlehem	3:31pm-3:45pm	0	0	12	0	6	4	0	0	2	0	0	1	0	0	0
03.08.15	MTC 23	N-Bethlehem	3:46pm-4:00pm	0	0	3	0	2	3	0	0	4	0	0	4	2	0	0
03.08.15	MTC 23	N-Bethlehem	4:01pm-4:15pm	0	0	2	2	0	5	0	0	3	0	0	3	1	0	0
03.08.15	MTC 23	N-Bethlehem	4:16pm-4:30pm	0	0	4	0	2	6	0	0	1	0	0	1	0	0	0
03.08.15	MTC 23	N-Bethlehem	4:31pm-4:45pm	0	0	8	0	2	5	0	0	2	0	0	2	0	0	0
03.08.15	MTC 23	N-Bethlehem	4:46pm-5:00pm	0	0	4	0	1	3	0	0	0	0	0	2	0	0	0
03.08.15	MTC 23	N-Bethlehem	5:01pm-5:15pm	0	0	5	3	3	5	0	0	0	0	0	4	0	0	0
03.08.15	MTC 23	N-Bethlehem	5:16pm-5:30pm	0	0	10	0	3	4	0	0	0	0	0	2	0	0	0
03.08.15	MTC 23	N-Bethlehem	5:31pm-5:45pm	1	0	12	1	1	1	0	0	0	0	0	1	1	0	0
03.08.15	MTC 23	N-Bethlehem	5:46pm-6:00pm	0	0	8	2	1	4	0	0	1	0	0	1	0	0	0
03.08.15	MTC 23	N-Bethlehem	6:01pm-6:15pm	0	0	10	1	4	3	1	0	1	0	0	2	0	0	0
03.08.15	MTC 23	N-Bethlehem	6:16pm-6:30pm	0	0	8	0	3	2	0	0	0	0	0	0	1	0	0
03.08.15	MTC 23	N-Bethlehem	6:31pm-6:45pm	0	0	13	0	3	1	0	0	0	0	0	1	0	0	0
03.08.15	MTC 23	N-Bethlehem	6:46pm-7:00pm	0	0	10	0	1	1	0	0	0	0	0	0	0	0	0
03.08.15	MTC 23	N-Bethlehem	7:01pm-7:15pm	0	0	8	0	4	0	0	0	1	0	0	0	0	0	0
03.08.15	MTC 23	S-Bayt Fajal	3:15pm-3:30pm	0	0	11	0	4	6	0	0	2	0	0	1	0	0	0
03.08.15	MTC 23	S-Bayt Fajal	3:31pm-3:45pm	0	0	9	0	4	6	1	0	1	0	0	2	0	0	0
03.08.15	MTC 23	S-Bayt Fajal	3:46pm-4:00pm	1	0	13	0	4	9	0	0	4	1	0	3	0	1	0
03.08.15	MTC 23	S-Bayt Fajal	4:01pm-4:15pm	0	0	4	1	0	4	0	0	4	0	0	0	1	0	0
03.08.15	MTC 23	S-Bayt Fajal	4:16pm-4:30pm	0	0	6	0	2	4	0	0	1	0	0	3	0	0	0
03.08.15	MTC 23	S-Bayt Fajal	4:31pm-4:45pm	0	0	10	1	3	5	0	1	2	0	0	4	0	0	0
03.08.15	MTC 23	S-Bayt Fajal	4:46pm-5:00pm	0	0	5	1	2	6	0	0	1	0	0	0	0	0	0
03.08.15	MTC 23	S-Bayt Fajal	5:01pm-5:15pm	0	0	9	1	4	2	0	0	1	0	0	0	0	0	0
03.08.15	MTC 23	S-Bayt Fajal	5:16pm-5:30pm	0	0	11	3	0	5	0	0	0	0	0	2	0	0	0
03.08.15	MTC 23	S-Bayt Fajal	5:31pm-5:45pm	0	0	18	1	3	3	0	0	1	0	0	2	1	0	0
03.08.15	MTC 23	S-Bayt Fajal	5:46pm-6:00pm	0	0	14	1	4	1	1	0	1	0	0	1	0	0	0
03.08.15	MTC 23	S-Bayt Fajal	6:01pm-6:15pm	0	0	6	2	4	3	1	0	2	0	0	1	0	0	0
03.08.15	MTC 23	S-Bayt Fajal	6:16pm-6:30pm	0	0	7	0	4	1	0	0	1	0	0	1	0	0	0
03.08.15	MTC 23	S-Bayt Fajal	6:31pm-6:45pm	0	0	10	0	3	2	1	0	3	0	0	0	0	0	0
03.08.15	MTC 23	S-Bayt Fajal	6:46pm-7:00pm	0	0	5	0	0	0	0	0	3	0	0	0	0	0	0
03.08.15	MTC 23	S-Bayt Fajal	7:01pm-7:15pm	0	0	6	0	0	2	0	0	2	0	0	0	0	0	0



Tab 27. Manual Traffic Counts Original Survey Sheet - Location MTC 24

Date	Position	Direction	Time	1 MOTORCYCLE		2 PASSENGER CAR		3 LIGHT HEAVY VHLS		4 PRIVATE BUS		SERVICE (MINIBUS COLLECTIVE TAXI)	6 PUBLIC TRANSPORT		7 LARGE HEAVY VHLS #01		8 LARGE HEAVY VHLS #02	
				(AASHTO CLASS 1)	(AASHTO CLASS 1)	(AASHTO CLASS 2)	(AASHTO CLASS 2)	(AASHTO CLASS 3 AND 5)	(AASHTO CLASS 3 AND 5)	(AASHTO CLASS 4)	(AASHTO CLASS 4)	(MINIBUS COLLECTIVE TAXI)	(AASHTO CLASS 4)	(AASHTO CLASS 4)	(AASHTO CLASS 6,7&9)	(AASHTO CLASS 6,7&9)	(AASHTO CLASS 10,11,12,13)	(AASHTO CLASS 10,11,12,13)
03.08.15	MTC 24	N-Jaba'	3:15pm-3:30pm	0	0	1	0	2	0	0	0	0	0	0	0	1	0	0
03.08.15	MTC 24	N-Jaba'	3:31pm-3:45pm	0	0	1	0	3	0	0	0	0	0	0	0	0	0	0
03.08.15	MTC 24	N-Jaba'	3:46pm-4:00pm	0	0	3	0	0	0	0	0	1	1	0	0	0	0	0
03.08.15	MTC 24	N-Jaba'	4:01pm-4:15pm	0	0	5	0	4	0	0	0	0	0	0	0	0	0	0
03.08.15	MTC 24	N-Jaba'	4:16pm-4:30pm	0	0	1	0	2	0	0	0	0	0	0	0	0	0	0
03.08.15	MTC 24	N-Jaba'	4:31pm-4:45pm	0	0	2	0	2	1	0	0	0	0	0	0	0	0	0
03.08.15	MTC 24	N-Jaba'	4:46pm-5:00pm	0	0	4	0	3	0	0	0	0	0	0	0	0	0	0
03.08.15	MTC 24	N-Jaba'	5:01pm-5:15pm	0	0	1	0	7	0	0	1	0	0	0	0	0	0	0
03.08.15	MTC 24	N-Jaba'	5:16pm-5:30pm	0	0	2	0	4	0	0	0	0	0	0	0	0	0	0
03.08.15	MTC 24	N-Jaba'	5:31pm-5:45pm	0	0	1	0	5	0	0	0	0	0	0	0	0	0	0
03.08.15	MTC 24	N-Jaba'	5:46pm-6:00pm	0	0	3	0	2	0	0	1	0	0	0	0	0	0	0
03.08.15	MTC 24	N-Jaba'	6:01pm-6:15pm	0	0	1	0	3	0	0	0	0	0	0	0	0	0	0
03.08.15	MTC 24	N-Jaba'	6:16pm-6:30pm	0	0	1	0	3	0	0	0	0	0	0	0	0	0	0
03.08.15	MTC 24	N-Jaba'	6:31pm-6:45pm	0	0	1	0	4	0	0	0	0	0	0	0	0	0	0
03.08.15	MTC 24	N-Jaba'	6:46pm-7:00pm	0	0	1	0	5	0	0	0	0	0	0	0	0	0	0
03.08.15	MTC 24	N-Jaba'	7:01pm-7:15pm	0	0	1	0	6	0	0	0	0	0	0	0	0	0	0
03.08.15	MTC 24	S-Surif	3:15pm-3:30pm	0	0	2	0	0	0	0	0	0	0	0	0	0	0	0
03.08.15	MTC 24	S-Surif	3:31pm-3:45pm	0	0	0	0	2	0	0	0	0	0	0	0	0	0	0
03.08.15	MTC 24	S-Surif	3:46pm-4:00pm	0	0	1	0	2	0	0	0	0	1	0	0	0	0	0
03.08.15	MTC 24	S-Surif	4:01pm-4:15pm	0	0	2	0	1	0	0	0	0	0	0	0	0	0	0
03.08.15	MTC 24	S-Surif	4:16pm-4:30pm	0	0	2	0	3	0	0	0	0	0	0	0	0	0	0
03.08.15	MTC 24	S-Surif	4:31pm-4:45pm	0	0	3	0	2	1	0	0	0	0	0	0	0	0	0
03.08.15	MTC 24	S-Surif	4:46pm-5:00pm	0	0	5	0	3	0	0	0	0	0	0	0	0	0	0
03.08.15	MTC 24	S-Surif	5:01pm-5:15pm	0	0	2	0	5	0	0	1	0	0	0	1	0	0	0
03.08.15	MTC 24	S-Surif	5:16pm-5:30pm	0	0	1	0	3	0	0	0	0	0	0	0	0	0	0
03.08.15	MTC 24	S-Surif	5:31pm-5:45pm	0	0	1	0	3	0	0	0	0	0	0	0	0	0	0
03.08.15	MTC 24	S-Surif	5:46pm-6:00pm	0	0	2	0	4	0	0	1	0	0	0	1	0	0	0
03.08.15	MTC 24	S-Surif	6:01pm-6:15pm	0	0	3	0	5	0	0	0	0	0	0	0	0	0	0
03.08.15	MTC 24	S-Surif	6:16pm-6:30pm	0	0	1	0	4	0	0	0	0	0	0	0	0	0	0
03.08.15	MTC 24	S-Surif	6:31pm-6:45pm	0	0	3	0	5	0	0	0	0	0	0	0	0	0	0
03.08.15	MTC 24	S-Surif	6:46pm-7:00pm	0	0	2	0	4	0	0	0	0	0	0	0	0	0	0
03.08.15	MTC 24	S-Surif	7:01pm-7:15pm	0	0	1	0	8	0	0	0	0	0	0	0	0	0	0



Tab 28. Manual Traffic Counts Original Survey Sheet - Location MTC 25

Date	Position	Direction	Time	1 MOTORCYCLE		2 PASSENGER CAR		3 LIGHT HEAVY VHLS		4 PRIVATE BUS		SERVICE		6 PUBLIC TRANSPORT		7 LARGE HEAVY VHLS #01		8 LARGE HEAVY VHLS #02	
				(AASHTO CLASS 1)	(AASHTO CLASS 1)	(AASHTO CLASS 2)	(AASHTO CLASS 2)	(AASHTO CLASS 3 AND 5)	(AASHTO CLASS 3 AND 5)	(AASHTO CLASS 4)	(AASHTO CLASS 4)	(MINIBUS COLLECTIVE TAXI)	(AASHTO CLASS 4)	(AASHTO CLASS 4)	(AASHTO CLASS 4)	(AASHTO CLASS 6,7,8,9)	(AASHTO CLASS 6,7,8,9)	(AASHTO CLASS 10,11,12,13)	(AASHTO CLASS 10,11,12,13)
03.08.15	MTC 25	S-Check Point	3:15pm-3:30pm	0	0	12	0	2	0	0	0	1	0	0	0	0	0	0	0
03.08.15	MTC 25	S-Check Point	3:31pm-3:45pm	0	0	15	0	2	0	0	0	2	0	0	0	0	0	0	0
03.08.15	MTC 25	S-Check Point	3:46pm-4:00pm	0	0	11	0	0	2	0	0	2	0	0	0	0	0	0	0
03.08.15	MTC 25	S-Check Point	4:01pm-4:15pm	0	0	9	0	1	1	0	0	4	0	0	0	0	0	0	0
03.08.15	MTC 25	S-Check Point	4:16pm-4:30pm	0	0	14	0	1	1	0	0	2	0	0	0	0	0	0	0
03.08.15	MTC 25	S-Check Point	4:31pm-4:45pm	0	0	18	0	4	0	0	0	4	1	0	0	0	0	0	0
03.08.15	MTC 25	S-Check Point	4:46pm-5:00pm	0	0	20	0	3	3	0	0	7	0	0	0	0	0	0	0
03.08.15	MTC 25	S-Check Point	5:01pm-5:15pm	0	0	21	0	5	1	0	0	1	0	0	0	0	0	0	0
03.08.15	MTC 25	S-Check Point	5:16pm-5:30pm	0	0	21	0	5	1	0	0	4	0	0	0	0	0	0	0
03.08.15	MTC 25	S-Check Point	5:31pm-5:45pm	0	0	17	0	1	0	0	0	1	0	0	0	0	0	0	0
03.08.15	MTC 25	S-Check Point	5:46pm-6:00pm	0	0	17	0	12	1	0	0	3	0	0	0	0	0	0	0
03.08.15	MTC 25	S-Check Point	6:01pm-6:15pm	0	0	19	0	6	1	0	0	1	0	0	0	0	0	0	0
03.08.15	MTC 25	S-Check Point	6:16pm-6:30pm	0	0	18	0	10	0	0	0	2	0	0	0	0	0	0	0
03.08.15	MTC 25	S-Check Point	6:31pm-6:45pm	0	0	16	0	11	0	0	0	0	0	0	0	0	0	0	0
03.08.15	MTC 25	S-Check Point	6:46pm-7:00pm	0	0	15	0	2	0	0	0	2	0	0	0	0	0	0	0
03.08.15	MTC 25	S-Check Point	7:01pm-7:15pm	0	0	13	0	2	0	0	0	0	0	0	0	0	0	0	0
03.08.15	MTC 25	N-Rafat	3:15pm-3:30pm	0	0	3	0	3	0	0	0	1	0	0	0	0	0	0	0
03.08.15	MTC 25	N-Rafat	3:31pm-3:45pm	0	0	6	0	5	0	0	0	2	1	0	0	0	0	0	0
03.08.15	MTC 25	N-Rafat	3:46pm-4:00pm	0	0	7	0	2	0	0	0	3	1	0	0	0	0	0	0
03.08.15	MTC 25	N-Rafat	4:01pm-4:15pm	0	0	9	0	1	0	0	0	2	0	0	0	0	0	0	0
03.08.15	MTC 25	N-Rafat	4:16pm-4:30pm	0	0	15	0	4	0	0	0	4	0	0	0	0	0	0	0
03.08.15	MTC 25	N-Rafat	4:31pm-4:45pm	0	0	11	0	1	1	0	0	0	0	0	0	0	0	0	0
03.08.15	MTC 25	N-Rafat	4:46pm-5:00pm	0	0	18	0	0	0	0	0	0	0	0	0	0	0	0	0
03.08.15	MTC 25	N-Rafat	5:01pm-5:15pm	0	0	17	0	1	0	0	0	0	0	0	0	0	0	0	0
03.08.15	MTC 25	N-Rafat	5:16pm-5:30pm	0	0	17	0	0	0	0	0	0	0	0	0	0	0	0	0
03.08.15	MTC 25	N-Rafat	5:31pm-5:45pm	0	0	17	0	1	0	0	0	0	0	0	0	0	0	0	0
03.08.15	MTC 25	N-Rafat	5:46pm-6:00pm	0	0	17	0	0	0	0	0	0	0	0	0	0	0	0	0
03.08.15	MTC 25	N-Rafat	6:01pm-6:15pm	0	0	14	0	0	0	0	0	0	0	0	0	0	0	0	0
03.08.15	MTC 25	N-Rafat	6:16pm-6:30pm	0	0	4	1	1	0	0	0	1	0	0	0	0	0	0	0
03.08.15	MTC 25	N-Rafat	6:31pm-6:45pm	0	0	5	2	1	0	0	0	0	0	0	0	0	0	0	0
03.08.15	MTC 25	N-Rafat	6:46pm-7:00pm	0	0	4	2	2	0	0	0	0	0	0	0	0	0	0	0
03.08.15	MTC 25	N-Rafat	7:01pm-7:15pm	0	0	5	2	1	0	0	0	0	0	0	0	0	0	0	0



Tab 29. Manual Traffic Counts Original Survey Sheet - Location MTC 26

Date	Position	Direction	Time	1 MOTORCYCLE		2 PASSENGER CAR		3 LIGHT HEAVY VHLS		4 PRIVATE BUS		SERVICE		6 PUBLIC TRANSPORT		7 LARGE HEAVY VHLS #01		8 LARGE HEAVY VHLS #02	
				(AASHTO CLASS 1)	(AASHTO CLASS 1)	(AASHTO CLASS 2)	(AASHTO CLASS 2)	(AASHTO CLASS 3 AND 5)	(AASHTO CLASS 3 AND 5)	(AASHTO CLASS 4)	(AASHTO CLASS 4)	(MINIBUS COLLECTIVE TAXI)	(AASHTO CLASS 4)	(AASHTO CLASS 4)	(AASHTO CLASS 4)	(AASHTO CLASS 6,7,8,9)	(AASHTO CLASS 6,7,8,9)	(AASHTO CLASS 10,11,12,13)	(AASHTO CLASS 10,11,12,13)
03.08.15	MTC 26	N-Dahriya	3:15pm-3:30pm	0	0	4	0	1	1	0	0	0	0	0	0	3	0	1	0
03.08.15	MTC 26	N-Dahriya	3:31pm-3:45pm	0	0	7	1	2	1	0	0	0	1	0	0	0	0	0	0
03.08.15	MTC 26	N-Dahriya	3:46pm-4:00pm	0	0	5	0	1	2	0	0	0	0	0	0	3	0	0	0
03.08.15	MTC 26	N-Dahriya	4:01pm-4:15pm	0	0	5	0	3	1	0	0	0	0	0	0	1	0	0	0
03.08.15	MTC 26	N-Dahriya	4:16pm-4:30pm	1	0	4	1	5	1	3	0	0	2	0	0	4	0	0	0
03.08.15	MTC 26	N-Dahriya	4:31pm-4:45pm	0	0	5	0	7	1	3	0	0	2	0	0	2	2	0	0
03.08.15	MTC 26	N-Dahriya	4:46pm-5:00pm	0	0	6	0	1	2	1	0	0	1	0	0	0	1	0	0
03.08.15	MTC 26	N-Dahriya	5:01pm-5:15pm	0	0	3	1	5	1	2	0	0	1	0	0	1	2	0	0
03.08.15	MTC 26	N-Dahriya	5:16pm-5:30pm	0	0	8	0	7	3	0	1	0	1	0	0	2	2	0	0
03.08.15	MTC 26	N-Dahriya	5:31pm-5:45pm	0	0	10	0	4	2	1	0	0	3	0	0	0	2	0	0
03.08.15	MTC 26	N-Dahriya	5:46pm-6:00pm	0	0	3	1	5	1	1	0	0	3	0	1	2	1	0	0
03.08.15	MTC 26	N-Dahriya	6:01pm-6:15pm	0	0	9	0	2	1	4	0	0	2	0	2	1	2	0	0
03.08.15	MTC 26	N-Dahriya	6:16pm-6:30pm	0	0	5	0	8	6	6	0	0	1	0	2	1	1	0	0
03.08.15	MTC 26	N-Dahriya	6:31pm-6:45pm	0	0	5	0	8	1	4	0	2	1	0	0	2	1	0	0
03.08.15	MTC 26	N-Dahriya	6:46pm-7:00pm	0	0	4	0	5	8	2	1	2	1	0	0	1	3	0	0
03.08.15	MTC 26	N-Dahriya	7:01pm-7:15pm	0	0	5	0	10	3	5	0	0	3	0	0	2	1	0	0
03.08.15	MTC 26	S-Ramadin	3:15pm-3:30pm	0	0	7	2	9	2	4	1	3	2	0	0	3	0	0	0
03.08.15	MTC 26	S-Ramadin	3:31pm-3:45pm	0	0	4	1	8	6	3	1	1	2	0	0	2	2	0	0
03.08.15	MTC 26	S-Ramadin	3:46pm-4:00pm	0	0	5	1	4	2	0	1	1	2	0	0	4	3	0	0
03.08.15	MTC 26	S-Ramadin	4:01pm-4:15pm	0	0	5	1	3	2	2	1	1	2	0	0	2	2	0	0
03.08.15	MTC 26	S-Ramadin	4:16pm-4:30pm	0	0	7	2	7	3	2	3	0	1	0	0	2	0	1	0
03.08.15	MTC 26	S-Ramadin	4:31pm-4:45pm	0	0	6	1	4	4	3	1	0	1	0	0	2	2	0	0
03.08.15	MTC 26	S-Ramadin	4:46pm-5:00pm	0	0	7	1	5	4	3	1	0	3	1	0	3	0	0	0
03.08.15	MTC 26	S-Ramadin	5:01pm-5:15pm	0	0	11	0	3	2	3	1	0	1	0	0	2	1	0	0
03.08.15	MTC 26	S-Ramadin	5:16pm-5:30pm	0	0	6	1	3	2	4	1	0	2	0	0	2	2	0	0
03.08.15	MTC 26	S-Ramadin	5:31pm-5:45pm	0	0	11	2	4	2	4	1	2	1	0	0	2	0	0	0
03.08.15	MTC 26	S-Ramadin	5:46pm-6:00pm	0	0	12	1	4	2	4	1	2	2	0	0	2	1	0	0
03.08.15	MTC 26	S-Ramadin	6:01pm-6:15pm	0	0	9	1	6	4	3	1	2	1	0	0	1	2	0	0
03.08.15	MTC 26	S-Ramadin	6:16pm-6:30pm	0	0	19	2	4	6	2	2	1	1	0	0	3	1	0	0
03.08.15	MTC 26	S-Ramadin	6:31pm-6:45pm	0	0	16	2	4	3	4	1	1	1	0	0	2	2	0	0
03.08.15	MTC 26	S-Ramadin	6:46pm-7:00pm	0	0	16	2	6	8	3	1	1	2	0	0	3	2	0	0
03.08.15	MTC 26	S-Ramadin	7:01pm-7:15pm	0	0	18	2	3	8	3	1	0	1	0	0	3	1	0	0



Tab 30. Manual Traffic Counts Original Survey Sheet - Location MTC 27

Date	Position	Direction	Time	1 MOTORCYCLE		2 PASSENGER CAR		3 LIGHT HEAVY VHLS		4 PRIVATE BUS		SERVICE		6 PUBLIC TRANSPORT		7 LARGE HEAVY VHLS #01		8 LARGE HEAVY VHLS #02	
				(AASHTO CLASS 1)	(AASHTO CLASS 1)	(AASHTO CLASS 2)	(AASHTO CLASS 2)	(AASHTO CLASS 3 AND 5)	(AASHTO CLASS 3 AND 5)	(AASHTO CLASS 4)	(AASHTO CLASS 4)	(MINIBUS COLLECTIVE TAXI)	(AASHTO CLASS 4)	(AASHTO CLASS 4)	(AASHTO CLASS 4)	(AASHTO CLASS 6,7&9)	(AASHTO CLASS 6,7&9)	(AASHTO CLASS 10,11,12,13)	(AASHTO CLASS 10,11,12,13)
03.08.15	MTC 27	E-Jordan Border	3:15pm-3:30pm	Motorcycle - white pl	0	2 Passenger - car - white pl	5	3	3	3	0	0	0	0	0	0	0	0	0
03.08.15	MTC 27	E-Jordan Border	3:31pm-3:45pm	Motorcycle - white pl	0	2 Passenger - car - white pl	7	1	2	4	0	0	0	0	0	0	0	0	0
03.08.15	MTC 27	E-Jordan Border	3:46pm-4:00pm	Motorcycle - white pl	0	2 Passenger - car - white pl	2	2	1	4	0	0	0	0	0	0	0	0	0
03.08.15	MTC 27	E-Jordan Border	4:01pm-4:15pm	Motorcycle - white pl	0	2 Passenger - car - white pl	7	0	3	1	0	0	0	0	0	0	0	0	0
03.08.15	MTC 27	E-Jordan Border	4:16pm-4:30pm	Motorcycle - white pl	0	2 Passenger - car - white pl	6	1	1	1	0	0	0	0	0	0	0	0	0
03.08.15	MTC 27	E-Jordan Border	4:31pm-4:45pm	Motorcycle - white pl	0	2 Passenger - car - white pl	6	1	0	2	0	0	0	0	0	0	0	0	0
03.08.15	MTC 27	E-Jordan Border	4:46pm-5:00pm	Motorcycle - white pl	0	2 Passenger - car - white pl	3	5	0	0	6	0	1	5	1	0	1	0	0
03.08.15	MTC 27	E-Jordan Border	5:01pm-5:15pm	Motorcycle - white pl	0	2 Passenger - car - white pl	6	2	1	0	0	0	8	6	0	1	0	0	0
03.08.15	MTC 27	E-Jordan Border	5:16pm-5:30pm	Motorcycle - white pl	1	2 Passenger - car - white pl	0	1	1	2	0	0	4	0	0	0	0	0	0
03.08.15	MTC 27	E-Jordan Border	5:31pm-5:45pm	Motorcycle - white pl	0	2 Passenger - car - white pl	3	2	2	0	0	0	3	2	0	1	0	0	0
03.08.15	MTC 27	E-Jordan Border	5:46pm-6:00pm	Motorcycle - white pl	0	2 Passenger - car - white pl	7	2	3	0	0	0	3	5	0	2	0	0	0
03.08.15	MTC 27	E-Jordan Border	6:01pm-6:15pm	Motorcycle - white pl	0	2 Passenger - car - white pl	12	3	3	0	0	0	6	2	0	0	0	0	0
03.08.15	MTC 27	E-Jordan Border	6:16pm-6:30pm	Motorcycle - white pl	0	2 Passenger - car - white pl	11	0	1	1	0	0	5	2	0	3	1	0	0
03.08.15	MTC 27	E-Jordan Border	6:31pm-6:45pm	Motorcycle - white pl	0	2 Passenger - car - white pl	7	2	2	3	0	0	1	6	0	0	0	0	0
03.08.15	MTC 27	E-Jordan Border	6:46pm-7:00pm	Motorcycle - white pl	0	2 Passenger - car - white pl	7	3	2	0	0	0	4	1	0	1	0	0	0
03.08.15	MTC 27	E-Jordan Border	7:01pm-7:15pm	Motorcycle - white pl	0	2 Passenger - car - white pl	11	3	0	0	0	0	5	4	0	2	0	0	0
03.08.15	MTC 27	W-Jericho	3:15pm-3:30pm	Motorcycle - white pl	NA	2 Passenger - car - white pl	NA	NA	NA	NA	NA	NA	NA	NA	NA	NA	NA	NA	NA
03.08.15	MTC 27	W-Jericho	3:31pm-3:45pm	Motorcycle - white pl	0	2 Passenger - car - white pl	2	1	2	1	0	0	3	2	0	2	0	1	0
03.08.15	MTC 27	W-Jericho	3:46pm-4:00pm	Motorcycle - white pl	0	2 Passenger - car - white pl	5	2	0	0	0	0	5	4	0	1	0	1	0
03.08.15	MTC 27	W-Jericho	4:01pm-4:15pm	Motorcycle - white pl	0	2 Passenger - car - white pl	4	1	1	2	0	0	2	1	0	0	0	0	0
03.08.15	MTC 27	W-Jericho	4:16pm-4:30pm	Motorcycle - white pl	0	2 Passenger - car - white pl	5	0	1	3	0	0	6	2	1	0	0	0	0
03.08.15	MTC 27	W-Jericho	4:31pm-4:45pm	Motorcycle - white pl	0	2 Passenger - car - white pl	7	2	1	2	0	0	3	2	0	0	0	0	0
03.08.15	MTC 27	W-Jericho	4:46pm-5:00pm	Motorcycle - white pl	0	2 Passenger - car - white pl	7	3	0	1	0	0	5	2	0	2	0	1	0
03.08.15	MTC 27	W-Jericho	5:01pm-5:15pm	Motorcycle - white pl	1	2 Passenger - car - white pl	3	4	2	1	0	0	4	0	0	0	0	0	0
03.08.15	MTC 27	W-Jericho	5:16pm-5:30pm	Motorcycle - white pl	3	2 Passenger - car - white pl	3	2	3	0	0	0	1	1	0	0	0	2	0
03.08.15	MTC 27	W-Jericho	5:31pm-5:45pm	Motorcycle - white pl	0	2 Passenger - car - white pl	2	3	3	2	0	0	4	3	0	1	0	0	0
03.08.15	MTC 27	W-Jericho	5:46pm-6:00pm	Motorcycle - white pl	0	2 Passenger - car - white pl	7	1	3	2	0	0	6	2	0	2	0	0	0
03.08.15	MTC 27	W-Jericho	6:01pm-6:15pm	Motorcycle - white pl	0	2 Passenger - car - white pl	4	0	2	1	0	0	7	2	0	0	0	0	0
03.08.15	MTC 27	W-Jericho	6:16pm-6:30pm	Motorcycle - white pl	0	2 Passenger - car - white pl	10	1	1	0	0	0	6	2	0	1	0	1	0
03.08.15	MTC 27	W-Jericho	6:31pm-6:45pm	Motorcycle - white pl	0	2 Passenger - car - white pl	8	3	2	1	0	0	8	1	0	0	0	0	0
03.08.15	MTC 27	W-Jericho	6:46pm-7:00pm	Motorcycle - white pl	0	2 Passenger - car - white pl	10	2	1	0	0	0	4	3	0	0	0	0	0
03.08.15	MTC 27	W-Jericho	7:01pm-7:15pm	Motorcycle - white pl	0	2 Passenger - car - white pl	11	3	2	1	0	0	6	1	0	1	0	2	0



Tab 31. Manual Traffic Counts Original Survey Sheet - Location MTC 28

Date	Position	Direction	Time	1 MOTORCYCLE		2 PASSENGER CAR		3 LIGHT HEAVY VHLS		4 PRIVATE BUS		SERVICE (MINIBUS COLLECTIVE TAXI)	6 PUBLIC TRANSPORT		7 LARGE HEAVY VHLS #01		8 LARGE HEAVY VHLS #02	
				(AASHTO CLASS 1)	(AASHTO CLASS 1)	(AASHTO CLASS 2)	(AASHTO CLASS 2)	(AASHTO CLASS 3 AND 5)	(AASHTO CLASS 3 AND 5)	(AASHTO CLASS 4)	(AASHTO CLASS 4)	(AASHTO CLASS 4)	(AASHTO CLASS 4)	(AASHTO CLASS 4)	(AASHTO CLASS 6,7&9)	(AASHTO CLASS 6,7&9)	(AASHTO CLASS 10,11,12,13)	(AASHTO CLASS 10,11,12,13)
03.08.15	MTC 28	S-Bayt Al Rosh Al Faqwa	3:15pm-3:30pm	0	0	7	0	3	0	0	0	1	0	0	2	0	0	0
03.08.15	MTC 28	S-Bayt Al Rosh Al Faqwa	3:31pm-3:45pm	0	0	7	0	1	0	0	0	0	0	0	1	0	0	0
03.08.15	MTC 28	S-Bayt Al Rosh Al Faqwa	3:46pm-4:00pm	0	0	4	0	2	0	1	0	1	0	0	0	0	0	0
03.08.15	MTC 28	S-Bayt Al Rosh Al Faqwa	4:01pm-4:15pm	0	0	3	0	0	1	0	0	1	0	0	1	0	0	0
03.08.15	MTC 28	S-Bayt Al Rosh Al Faqwa	4:16pm-4:30pm	0	0	6	0	4	0	1	0	2	0	0	1	0	0	0
03.08.15	MTC 28	S-Bayt Al Rosh Al Faqwa	4:31pm-4:45pm	0	0	6	0	3	0	0	0	1	0	0	1	0	0	0
03.08.15	MTC 28	S-Bayt Al Rosh Al Faqwa	4:46pm-5:00pm	0	0	6	0	2	3	0	0	2	1	0	1	0	0	0
03.08.15	MTC 28	S-Bayt Al Rosh Al Faqwa	5:01pm-5:15pm	0	0	8	0	6	1	0	0	0	0	0	0	0	0	0
03.08.15	MTC 28	S-Bayt Al Rosh Al Faqwa	5:16pm-5:30pm	0	0	6	0	6	0	0	0	0	0	0	0	0	0	0
03.08.15	MTC 28	S-Bayt Al Rosh Al Faqwa	5:31pm-5:45pm	0	0	8	0	3	0	0	0	0	0	0	0	0	0	0
03.08.15	MTC 28	S-Bayt Al Rosh Al Faqwa	5:46pm-6:00pm	0	1	6	0	3	1	0	0	3	0	0	2	0	0	0
03.08.15	MTC 28	S-Bayt Al Rosh Al Faqwa	6:01pm-6:15pm	0	0	4	0	8	0	3	0	1	0	0	0	0	0	1
03.08.15	MTC 28	S-Bayt Al Rosh Al Faqwa	6:16pm-6:30pm	0	0	2	0	5	0	3	0	1	0	0	0	0	0	0
03.08.15	MTC 28	S-Bayt Al Rosh Al Faqwa	6:31pm-6:45pm	0	0	7	0	4	2	1	0	1	0	0	0	1	0	0
03.08.15	MTC 28	S-Bayt Al Rosh Al Faqwa	6:46pm-7:00pm	0	0	10	0	8	0	2	0	0	0	0	0	0	0	0
03.08.15	MTC 28	S-Bayt Al Rosh Al Faqwa	7:01pm-7:15pm	0	0	7	0	7	0	1	0	0	0	0	0	0	0	0
03.08.15	MTC 28	N-Bayt Awa	3:15pm-3:30pm	0	0	7	0	0	0	1	0	0	0	0	1	0	1	0
03.08.15	MTC 28	N-Bayt Awa	3:31pm-3:45pm	0	0	7	0	3	0	0	0	1	0	0	0	0	0	0
03.08.15	MTC 28	N-Bayt Awa	3:46pm-4:00pm	0	0	2	0	4	1	0	2	0	1	0	1	0	0	0
03.08.15	MTC 28	N-Bayt Awa	4:01pm-4:15pm	0	0	4	0	5	0	0	0	0	0	0	0	0	0	0
03.08.15	MTC 28	N-Bayt Awa	4:16pm-4:30pm	0	0	3	0	2	0	3	0	0	0	0	2	0	0	0
03.08.15	MTC 28	N-Bayt Awa	4:31pm-4:45pm	0	0	5	0	1	0	2	0	1	0	0	0	0	0	0
03.08.15	MTC 28	N-Bayt Awa	4:46pm-5:00pm	0	0	5	0	1	3	1	0	1	1	0	0	0	0	1
03.08.15	MTC 28	N-Bayt Awa	5:01pm-5:15pm	0	0	7	0	1	4	0	2	0	1	0	0	0	0	0
03.08.15	MTC 28	N-Bayt Awa	5:16pm-5:30pm	0	0	7	0	2	2	2	0	2	0	0	0	0	0	0
03.08.15	MTC 28	N-Bayt Awa	5:31pm-5:45pm	0	0	12	0	2	1	1	0	2	0	0	0	3	0	0
03.08.15	MTC 28	N-Bayt Awa	5:46pm-6:00pm	1	0	3	0	6	2	0	1	2	0	0	1	0	1	0
03.08.15	MTC 28	N-Bayt Awa	6:01pm-6:15pm	0	0	2	0	9	2	0	1	0	0	0	1	0	0	0
03.08.15	MTC 28	N-Bayt Awa	6:16pm-6:30pm	0	0	3	0	8	0	2	0	0	1	0	0	1	0	0
03.08.15	MTC 28	N-Bayt Awa	6:31pm-6:45pm	0	0	12	0	6	1	2	0	0	0	0	1	0	0	0
03.08.15	MTC 28	N-Bayt Awa	6:46pm-7:00pm	0	0	7	0	3	1	1	2	0	1	0	0	1	0	0
03.08.15	MTC 28	N-Bayt Awa	7:01pm-7:15pm	0	0	6	0	10	0	2	1	0	0	0	2	0	0	0



Tab 32. Manual Traffic Counts Original Survey Sheet - Location MTC 29

Date	Position	Direction	Time	1 MOTORCYCLE		2 PASSENGER CAR		3 LIGHT HEAVY VHLS		4 PRIVATE BUS		SERVICE (MINIBUS COLLECTIVE TAXI)	6 PUBLIC TRANSPORT		7 LARGE HEAVY VHLS #01		8 LARGE HEAVY VHLS #02	
				(AASHTO CLASS 1)	(AASHTO CLASS 2)	(AASHTO CLASS 3)	(AASHTO CLASS 4)	(AASHTO CLASS 5)	(AASHTO CLASS 6)	(AASHTO CLASS 7)	(AASHTO CLASS 8)	(AASHTO CLASS 9)	(AASHTO CLASS 10)	(AASHTO CLASS 11)	(AASHTO CLASS 12)	(AASHTO CLASS 13)	(AASHTO CLASS 14)	(AASHTO CLASS 15)
03.08.15	MTC 29	SW Davr Samet	3:15pm-3:30pm	0	0	6	0	3	0	0	0	0	0	0	0	0	0	0
03.08.15	MTC 29	SW Davr Samet	3:31pm-3:45pm	0	0	7	0	0	5	1	0	0	0	0	2	1	1	1
03.08.15	MTC 29	SW Davr Samet	3:46pm-4:00pm	0	1	3	0	0	1	0	0	0	0	0	4	0	0	0
03.08.15	MTC 29	SW Davr Samet	4:01pm-4:15pm	0	0	6	0	1	1	0	0	0	0	0	0	0	1	0
03.08.15	MTC 29	SW Davr Samet	4:16pm-4:30pm	0	1	9	0	1	0	0	0	0	0	0	1	0	0	0
03.08.15	MTC 29	SW Davr Samet	4:31pm-4:45pm	2	0	11	0	5	0	1	0	0	0	0	1	1	0	1
03.08.15	MTC 29	SW Davr Samet	4:46pm-5:00pm	1	0	5	0	2	0	0	0	0	0	0	1	0	0	0
03.08.15	MTC 29	SW Davr Samet	5:01pm-5:15pm	0	1	12	0	2	2	0	0	0	0	0	3	0	1	1
03.08.15	MTC 29	SW Davr Samet	5:16pm-5:30pm	0	0	14	0	2	2	0	0	0	0	0	3	0	0	0
03.08.15	MTC 29	SW Davr Samet	5:31pm-5:45pm	0	4	12	0	1	0	1	0	0	0	0	1	0	0	0
03.08.15	MTC 29	SW Davr Samet	5:46pm-6:00pm	0	2	15	0	4	2	1	0	0	0	0	3	1	0	0
03.08.15	MTC 29	SW Davr Samet	6:01pm-6:15pm	1	1	15	0	5	4	0	0	0	0	0	3	0	0	0
03.08.15	MTC 29	SW Davr Samet	6:16pm-6:30pm	0	0	17	0	2	3	0	0	0	0	0	1	1	0	0
03.08.15	MTC 29	SW Davr Samet	6:31pm-6:45pm	0	1	12	0	1	2	0	0	0	0	0	5	2	0	1
03.08.15	MTC 29	SW Davr Samet	6:46pm-7:00pm	1	1	10	0	6	3	1	0	0	0	0	3	2	0	0
03.08.15	MTC 29	SW Davr Samet	7:01pm-7:15pm	1	2	13	0	1	2	4	0	0	0	0	2	1	0	0
03.08.15	MTC 29	NE-Idhna	3:15pm-3:30pm	0	0	6	0	0	2	0	0	0	0	0	0	1	1	0
03.08.15	MTC 29	NE-Idhna	3:31pm-3:45pm	0	0	8	0	1	0	0	0	0	0	0	0	0	0	0
03.08.15	MTC 29	NE-Idhna	3:46pm-4:00pm	0	2	6	0	2	2	0	0	0	0	0	2	0	0	0
03.08.15	MTC 29	NE-Idhna	4:01pm-4:15pm	0	0	4	0	1	2	0	0	0	0	0	1	0	0	0
03.08.15	MTC 29	NE-Idhna	4:16pm-4:30pm	0	1	6	0	2	1	0	0	0	0	0	2	0	1	0
03.08.15	MTC 29	NE-Idhna	4:31pm-4:45pm	0	0	8	0	2	3	0	0	0	0	0	2	0	0	0
03.08.15	MTC 29	NE-Idhna	4:46pm-5:00pm	1	0	8	0	5	1	0	0	0	0	0	2	0	1	0
03.08.15	MTC 29	NE-Idhna	5:01pm-5:15pm	0	0	15	0	3	3	1	0	0	0	0	2	0	0	0
03.08.15	MTC 29	NE-Idhna	5:16pm-5:30pm	0	1	12	0	1	2	0	0	0	0	0	2	0	0	0
03.08.15	MTC 29	NE-Idhna	5:31pm-5:45pm	0	1	12	0	6	1	0	0	0	0	0	2	0	0	0
03.08.15	MTC 29	NE-Idhna	5:46pm-6:00pm	0	0	9	0	3	0	1	0	0	0	0	2	0	0	0
03.08.15	MTC 29	NE-Idhna	6:01pm-6:15pm	0	0	10	0	1	3	0	0	0	0	0	1	0	0	0
03.08.15	MTC 29	NE-Idhna	6:16pm-6:30pm	0	1	10	0	4	0	1	0	0	0	0	4	0	0	0
03.08.15	MTC 29	NE-Idhna	6:31pm-6:45pm	0	1	7	0	3	2	1	0	0	0	0	4	0	0	1
03.08.15	MTC 29	NE-Idhna	6:46pm-7:00pm	2	2	12	0	3	3	0	0	1	0	0	1	0	0	0
03.08.15	MTC 29	NE-Idhna	7:01pm-7:15pm	0	3	18	0	2	1	0	0	0	0	0	5	0	0	0



Tab 33. Manual Traffic Counts Original Survey Sheet - Location MTC 30

Date	Position	Direction	Time	1 MOTORCYCLE		2 PASSENGER CAR		3 LIGHT HEAVY VHLS		4 PRIVATE BUS		SERVICE		6 PUBLIC TRANSPORT		7 LARGE HEAVY VHLS #01		8 LARGE HEAVY VHLS #02	
				(AASHTO CLASS 1)	(AASHTO CLASS 1)	(AASHTO CLASS 2)	(AASHTO CLASS 2)	(AASHTO CLASS 3 AND 5)	(AASHTO CLASS 3 AND 5)	(AASHTO CLASS 4)	(AASHTO CLASS 4)	(MINIBUS COLLECTIVE TAXI)	(AASHTO CLASS 4)	(AASHTO CLASS 4)	(AASHTO CLASS 4)	(AASHTO CLASS 6,7,8,9)	(AASHTO CLASS 6,7,8,9)	(AASHTO CLASS 10,11,12,13)	(AASHTO CLASS 10,11,12,13)
03.08.15	MTC 30	NW-Yata	3:15pm-3:30pm	0	0	0	6	0	0	0	0	0	0	0	0	0	0	0	0
03.08.15	MTC 30	NW-Yata	3:31pm-3:45pm	0	0	0	6	0	0	0	0	0	0	0	0	0	0	0	0
03.08.15	MTC 30	NW-Yata	3:46pm-4:00pm	0	0	0	7	0	0	0	2	0	0	0	0	0	0	0	0
03.08.15	MTC 30	NW-Yata	4:01pm-4:15pm	0	0	0	4	0	0	0	0	0	0	0	0	0	0	0	0
03.08.15	MTC 30	NW-Yata	4:16pm-4:30pm	0	0	0	5	0	0	0	0	0	0	0	0	0	0	0	0
03.08.15	MTC 30	NW-Yata	4:31pm-4:45pm	0	0	0	7	0	0	0	0	0	0	0	0	0	0	0	0
03.08.15	MTC 30	NW-Yata	4:46pm-5:00pm	0	0	0	14	0	0	0	3	0	0	0	0	0	0	0	0
03.08.15	MTC 30	NW-Yata	5:01pm-5:15pm	0	0	0	7	0	0	0	0	0	0	0	0	0	0	0	0
03.08.15	MTC 30	NW-Yata	5:16pm-5:30pm	2	0	0	12	0	0	0	4	0	0	0	0	0	0	0	0
03.08.15	MTC 30	NW-Yata	5:31pm-5:45pm	0	0	0	9	0	0	0	1	0	0	0	0	0	0	0	0
03.08.15	MTC 30	NW-Yata	5:46pm-6:00pm	0	0	0	5	0	0	0	0	0	0	0	0	0	0	0	0
03.08.15	MTC 30	NW-Yata	6:01pm-6:15pm	0	0	0	11	0	0	0	2	0	0	0	0	0	0	0	0
03.08.15	MTC 30	NW-Yata	6:16pm-6:30pm	0	0	0	15	0	0	0	3	0	0	0	0	0	0	0	0
03.08.15	MTC 30	NW-Yata	6:31pm-6:45pm	0	0	0	13	0	0	0	2	0	0	0	0	0	0	0	0
03.08.15	MTC 30	NW-Yata	6:46pm-7:00pm	0	0	0	8	0	0	0	0	0	0	0	0	0	0	0	0
03.08.15	MTC 30	NW-Yata	7:01pm-7:15pm	0	1	0	11	0	0	0	2	0	0	0	0	0	0	0	0
03.08.15	MTC 30	SE-Hebron	3:15pm-3:30pm	0	0	0	5	0	0	0	0	0	0	0	0	0	0	0	0
03.08.15	MTC 30	SE-Hebron	3:31pm-3:45pm	0	0	0	6	0	0	0	0	0	0	0	0	0	0	0	0
03.08.15	MTC 30	SE-Hebron	3:46pm-4:00pm	0	0	0	5	0	0	0	1	0	0	0	0	0	0	0	0
03.08.15	MTC 30	SE-Hebron	4:01pm-4:15pm	0	0	0	6	0	0	0	0	0	0	0	0	0	0	0	0
03.08.15	MTC 30	SE-Hebron	4:16pm-4:30pm	0	0	0	9	0	0	0	0	0	0	0	0	0	0	0	0
03.08.15	MTC 30	SE-Hebron	4:31pm-4:45pm	0	0	0	6	0	0	0	0	0	0	0	0	0	0	0	0
03.08.15	MTC 30	SE-Hebron	4:46pm-5:00pm	0	0	0	8	0	0	0	0	0	0	0	0	0	0	0	0
03.08.15	MTC 30	SE-Hebron	5:01pm-5:15pm	0	0	0	11	0	0	0	0	0	0	0	0	0	0	0	0
03.08.15	MTC 30	SE-Hebron	5:16pm-5:30pm	0	0	0	11	0	0	0	0	0	0	0	0	0	0	0	0
03.08.15	MTC 30	SE-Hebron	5:31pm-5:45pm	0	0	0	5	0	0	0	0	0	0	0	0	0	0	0	0
03.08.15	MTC 30	SE-Hebron	5:46pm-6:00pm	1	0	0	6	0	0	0	0	0	0	0	0	0	0	0	0
03.08.15	MTC 30	SE-Hebron	6:01pm-6:15pm	0	0	0	14	0	0	0	2	0	0	0	0	0	0	0	0
03.08.15	MTC 30	SE-Hebron	6:16pm-6:30pm	0	0	0	10	0	0	0	1	0	0	0	0	0	0	0	0
03.08.15	MTC 30	SE-Hebron	6:31pm-6:45pm	0	0	0	10	0	0	0	0	0	0	0	0	0	0	0	0
03.08.15	MTC 30	SE-Hebron	6:46pm-7:00pm	0	0	0	11	0	0	0	0	0	0	0	0	0	0	0	0
03.08.15	MTC 30	SE-Hebron	7:01pm-7:15pm	0	1	0	11	0	0	0	2	0	0	0	0	0	0	0	0



Tab 34. Manual Traffic Counts Original Survey Sheet - Location MTC 31

Date	Position	Direction	Time	1 MOTORCYCLE		2 PASSENGER CAR		3 LIGHT HEAVY VHLS		4 PRIVATE BUS		SERVICE (MINIBUS COLLECTIVE TAXI)	6 PUBLIC TRANSPORT		7 LARGE HEAVY VHLS #01		8 LARGE HEAVY VHLS #02	
				(AASHTO CLASS 1)	(AASHTO CLASS 2)	(AASHTO CLASS 3)	(AASHTO CLASS 4)	(AASHTO CLASS 5)	(AASHTO CLASS 6)	(AASHTO CLASS 7)	(AASHTO CLASS 8)	(AASHTO CLASS 9)	(AASHTO CLASS 10)	(AASHTO CLASS 11)	(AASHTO CLASS 12)	(AASHTO CLASS 13)	(AASHTO CLASS 14)	(AASHTO CLASS 15)
03.08.15	MTC 31	NW-Idna	3:15pm-3:30pm	0	1	6	1	3	0	0	0	1	0	0	0	0	0	0
03.08.15	MTC 31	NW-Idna	3:31pm-3:45pm	0	1	5	2	1	0	0	0	1	0	0	0	0	0	0
03.08.15	MTC 31	NW-Idna	3:46pm-4:00pm	0	0	9	0	4	0	0	0	2	0	0	3	1	0	0
03.08.15	MTC 31	NW-Idna	4:01pm-4:15pm	0	0	7	1	1	0	0	0	1	0	0	0	0	0	0
03.08.15	MTC 31	NW-Idna	4:16pm-4:30pm	0	0	11	1	2	0	0	0	0	0	0	0	0	0	0
03.08.15	MTC 31	NW-Idna	4:31pm-4:45pm	0	0	5	3	2	0	0	0	1	0	0	2	0	0	0
03.08.15	MTC 31	NW-Idna	4:46pm-5:00pm	0	0	6	3	5	0	0	0	0	0	0	0	0	0	0
03.08.15	MTC 31	NW-Idna	5:01pm-5:15pm	0	0	12	2	0	0	0	0	1	0	0	3	0	0	0
03.08.15	MTC 31	NW-Idna	5:16pm-5:30pm	0	1	8	1	5	0	0	0	1	0	0	0	0	0	0
03.08.15	MTC 31	NW-Idna	5:31pm-5:45pm	0	0	10	5	2	0	0	0	0	0	0	0	0	0	0
03.08.15	MTC 31	NW-Idna	5:46pm-6:00pm	0	0	8	2	2	0	0	0	3	0	0	1	0	0	0
03.08.15	MTC 31	NW-Idna	6:01pm-6:15pm	0	0	13	0	4	1	0	0	1	0	0	0	0	0	0
03.08.15	MTC 31	NW-Idna	6:16pm-6:30pm	0	0	11	2	0	0	0	0	1	0	0	0	0	0	0
03.08.15	MTC 31	NW-Idna	6:31pm-6:45pm	0	0	7	2	3	2	1	0	0	0	0	1	0	0	0
03.08.15	MTC 31	NW-Idna	6:46pm-7:00pm	0	0	9	0	2	1	0	0	3	0	0	2	0	0	0
03.08.15	MTC 31	NW-Idna	7:01pm-7:15pm	0	0	7	1	3	1	2	0	3	0	0	3	0	0	0
03.08.15	MTC 31	SE-Dura Hebron	3:15pm-3:30pm	0	1	3	0	1	0	0	0	0	0	0	3	0	0	0
03.08.15	MTC 31	SE-Dura Hebron	3:31pm-3:45pm	0	0	5	3	1	0	0	0	2	0	0	2	1	0	0
03.08.15	MTC 31	SE-Dura Hebron	3:46pm-4:00pm	0	0	6	0	3	0	0	0	1	0	0	0	0	1	0
03.08.15	MTC 31	SE-Dura Hebron	4:01pm-4:15pm	0	0	1	2	2	0	1	0	1	0	0	1	0	1	0
03.08.15	MTC 31	SE-Dura Hebron	4:16pm-4:30pm	0	0	2	4	4	0	0	1	0	0	0	0	0	0	0
03.08.15	MTC 31	SE-Dura Hebron	4:31pm-4:45pm	0	0	4	0	2	0	0	0	2	0	0	1	0	1	0
03.08.15	MTC 31	SE-Dura Hebron	4:46pm-5:00pm	0	0	7	2	1	1	0	0	0	0	0	1	0	1	0
03.08.15	MTC 31	SE-Dura Hebron	5:01pm-5:15pm	0	0	7	5	0	0	0	0	0	0	0	0	0	0	0
03.08.15	MTC 31	SE-Dura Hebron	5:16pm-5:30pm	0	1	10	2	2	2	0	0	6	0	0	1	0	0	0
03.08.15	MTC 31	SE-Dura Hebron	5:31pm-5:45pm	0	0	12	2	3	1	0	0	4	1	0	1	0	1	0
03.08.15	MTC 31	SE-Dura Hebron	5:46pm-6:00pm	0	0	11	3	2	2	0	0	3	1	0	0	0	0	0
03.08.15	MTC 31	SE-Dura Hebron	6:01pm-6:15pm	0	0	16	2	3	1	1	0	1	0	0	1	0	0	0
03.08.15	MTC 31	SE-Dura Hebron	6:16pm-6:30pm	0	0	7	1	7	1	1	0	0	0	0	1	0	0	0
03.08.15	MTC 31	SE-Dura Hebron	6:31pm-6:45pm	0	0	6	0	5	1	0	0	0	0	0	0	0	0	0
03.08.15	MTC 31	SE-Dura Hebron	6:46pm-7:00pm	0	0	8	1	2	0	0	0	2	0	0	0	0	0	0
03.08.15	MTC 31	SE-Dura Hebron	7:01pm-7:15pm	0	0	9	2	1	0	0	0	3	0	0	0	0	0	0



Tab 35. Manual Traffic Counts Original Survey Sheet - Location MTC 32

Date	Position	Direction	Time	1 MOTORCYCLE		2 PASSENGER CAR		3 LIGHT HEAVY VHLS		4 PRIVATE BUS		SERVICE		6 PUBLIC TRANSPORT		7 LARGE HEAVY VHLS #01		8 LARGE HEAVY VHLS #02	
				(AASHTO CLASS 1)	(AASHTO CLASS 1)	(AASHTO CLASS 2)	(AASHTO CLASS 2)	(AASHTO CLASS 3 AND 5)	(AASHTO CLASS 3 AND 5)	(AASHTO CLASS 4)	(AASHTO CLASS 4)	(MINIBUS COLLECTIVE TAXI)	(AASHTO CLASS 4)	(AASHTO CLASS 4)	(AASHTO CLASS 4)	(AASHTO CLASS 6,7&9)	(AASHTO CLASS 6,7&9)	(AASHTO CLASS 10,11,12,13)	(AASHTO CLASS 10,11,12,13)
03.08.15	MTC 32	E-Slir	3:15pm-3:30pm	1	0	18	7	4	8	3	2	0	7	0	0	3	1	0	1
03.08.15	MTC 32	E-Slir	3:31pm-3:45pm	0	19	3	4	7	8	3	2	0	7	1	0	1	1	1	1
03.08.15	MTC 32	E-Slir	3:46pm-4:00pm	2	1	22	4	7	3	3	1	0	7	3	0	2	0	1	0
03.08.15	MTC 32	E-Slir	4:01pm-4:15pm	0	30	13	4	0	0	0	0	0	6	0	0	5	0	0	1
03.08.15	MTC 32	E-Slir	4:16pm-4:30pm	3	0	35	6	9	3	0	0	2	5	0	0	3	0	2	0
03.08.15	MTC 32	E-Slir	4:31pm-4:45pm	2	0	37	4	2	3	0	1	0	6	0	0	5	0	1	1
03.08.15	MTC 32	E-Slir	4:46pm-5:00pm	1	0	31	4	9	6	0	1	0	9	0	0	5	0	0	0
03.08.15	MTC 32	E-Slir	5:01pm-5:15pm	1	0	29	13	8	5	0	1	2	6	0	0	3	0	1	0
03.08.15	MTC 32	E-Slir	5:16pm-5:30pm	1	1	28	8	3	3	1	0	0	7	0	0	1	0	1	0
03.08.15	MTC 32	E-Slir	5:31pm-5:45pm	0	0	32	8	8	4	0	1	1	8	0	0	3	1	0	0
03.08.15	MTC 32	E-Slir	5:46pm-6:00pm	1	0	22	8	6	6	0	0	3	5	0	0	2	0	0	0
03.08.15	MTC 32	E-Slir	6:01pm-6:15pm	0	0	30	7	7	6	0	1	2	3	0	0	1	0	1	0
03.08.15	MTC 32	E-Slir	6:16pm-6:30pm	0	0	43	5	8	3	0	1	0	3	0	0	5	0	0	0
03.08.15	MTC 32	E-Slir	6:31pm-6:45pm	0	0	42	12	3	3	0	1	0	6	0	0	3	0	1	0
03.08.15	MTC 32	E-Slir	6:46pm-7:00pm	0	0	37	11	11	4	0	1	0	7	0	0	1	0	0	0
03.08.15	MTC 32	E-Slir	7:01pm-7:15pm	0	0	33	9	2	6	0	0	0	3	0	0	0	0	1	0
03.08.15	MTC 32	W-Halhu	3:15pm-3:30pm	1	0	29	8	3	7	3	2	0	1	0	0	3	1	1	0
03.08.15	MTC 32	W-Halhu	3:31pm-3:45pm	2	0	26	13	5	8	2	2	0	5	1	0	3	0	0	1
03.08.15	MTC 32	W-Halhu	3:46pm-4:00pm	0	0	23	7	3	7	2	2	0	6	1	0	3	0	0	1
03.08.15	MTC 32	W-Halhu	4:01pm-4:15pm	1	0	32	8	3	9	3	2	0	7	1	0	2	0	1	0
03.08.15	MTC 32	W-Halhu	4:16pm-4:30pm	1	0	38	9	3	3	0	2	1	4	0	0	3	0	1	0
03.08.15	MTC 32	W-Halhu	4:31pm-4:45pm	0	1	29	5	4	1	1	1	0	4	0	0	1	0	0	0
03.08.15	MTC 32	W-Halhu	4:46pm-5:00pm	0	0	24	2	9	1	0	2	0	1	0	0	3	0	0	0
03.08.15	MTC 32	W-Halhu	5:01pm-5:15pm	0	0	36	8	5	1	0	1	0	7	0	0	3	0	0	0
03.08.15	MTC 32	W-Halhu	5:16pm-5:30pm	0	0	35	13	5	6	0	0	0	3	1	0	4	0	1	0
03.08.15	MTC 32	W-Halhu	5:31pm-5:45pm	0	0	25	6	1	4	0	1	0	2	1	0	2	0	0	1
03.08.15	MTC 32	W-Halhu	5:46pm-6:00pm	0	0	30	7	1	4	0	0	0	2	0	0	4	0	0	0
03.08.15	MTC 32	W-Halhu	6:01pm-6:15pm	0	0	25	5	2	2	0	0	0	5	1	0	3	0	0	0
03.08.15	MTC 32	W-Halhu	6:16pm-6:30pm	0	0	27	4	1	1	0	0	0	3	0	0	2	1	1	0
03.08.15	MTC 32	W-Halhu	6:31pm-6:45pm	0	0	29	6	6	3	1	0	1	1	1	0	2	1	2	0
03.08.15	MTC 32	W-Halhu	6:46pm-7:00pm	0	0	28	11	4	5	1	2	0	4	0	0	3	0	0	0
03.08.15	MTC 32	W-Halhu	7:01pm-7:15pm	0	0	23	6	7	4	0	2	0	4	0	1	3	1	0	0



Tab 36. Manual Traffic Counts Original Survey Sheet - Location MTC 33

Date	Position	Direction	Time	1 MOTORCYCLE		2 PASSENGER CAR		3 LIGHT HEAVY VHLS		4 PRIVATE BUS		SERVICE (MINIBUS COLLECTIVE TAXI)	6 PUBLIC TRANSPORT		7 LARGE HEAVY VHLS #01		8 LARGE HEAVY VHLS #02	
				(AASHTO CLASS 1)	(AASHTO CLASS 1)	(AASHTO CLASS 2)	(AASHTO CLASS 2)	(AASHTO CLASS 3 AND 5)	(AASHTO CLASS 3 AND 5)	(AASHTO CLASS 4)	(AASHTO CLASS 4)		(AASHTO CLASS 4)	(AASHTO CLASS 4)	(AASHTO CLASS 6,7&9)	(AASHTO CLASS 6,7&9)	(AASHTO CLASS 10,11,12,13)	(AASHTO CLASS 10,11,12,13)
03.08.15	MTC 33	W-Davir Dibwan	3:15pm-3:30pm	Motorcycle - white pl	NA	2 Passenger - car - white pl	NA	3 Light Heavy vehicles - white pl	NA	4 Private Bus - white pl	NA	Service (minibus collective taxi) green pl	6 Public Transport - green pl	6 Public Transport - yellow pl	7 Large Heavy Vehicles - white pl	7 Large Heavy Vehicles - yellow pl	8 Large Heavy Vehicles - white pl	8 Large Heavy Vehicles - yellow pl
03.08.15	MTC 33	W-Davir Dibwan	3:31pm-3:45pm	0	0	2	1	1	0	0	0	0	0	0	0	0	0	0
03.08.15	MTC 33	W-Davir Dibwan	3:46pm-4:00pm	0	0	2	1	1	0	0	0	0	0	0	0	0	0	0
03.08.15	MTC 33	W-Davir Dibwan	4:01pm-4:15pm	0	0	0	0	2	0	0	0	0	0	0	2	0	0	0
03.08.15	MTC 33	W-Davir Dibwan	4:16pm-4:30pm	0	0	0	0	2	0	0	0	0	0	0	0	0	0	0
03.08.15	MTC 33	W-Davir Dibwan	4:31pm-4:45pm	0	0	1	0	0	0	0	0	0	0	0	0	0	0	0
03.08.15	MTC 33	W-Davir Dibwan	4:46pm-5:00pm	0	0	0	0	1	0	0	0	0	0	0	0	0	0	0
03.08.15	MTC 33	W-Davir Dibwan	5:01pm-5:15pm	0	0	7	1	4	0	0	0	0	0	0	0	0	0	0
03.08.15	MTC 33	W-Davir Dibwan	5:16pm-5:30pm	0	0	2	0	1	1	0	0	0	0	0	0	0	0	0
03.08.15	MTC 33	W-Davir Dibwan	5:31pm-5:45pm	0	0	1	0	0	1	0	0	0	0	0	0	0	0	0
03.08.15	MTC 33	W-Davir Dibwan	5:46pm-6:00pm	0	0	1	0	0	2	0	0	0	0	0	0	0	0	0
03.08.15	MTC 33	W-Davir Dibwan	6:01pm-6:15pm	0	0	4	0	0	0	0	0	0	0	0	0	0	0	0
03.08.15	MTC 33	W-Davir Dibwan	6:16pm-6:30pm	0	0	4	0	4	0	0	0	0	0	0	0	0	0	0
03.08.15	MTC 33	W-Davir Dibwan	6:31pm-6:45pm	0	0	4	0	1	0	0	0	0	0	0	0	0	0	0
03.08.15	MTC 33	W-Davir Dibwan	6:46pm-7:00pm	0	0	1	0	2	0	0	0	1	0	0	0	0	0	0
03.08.15	MTC 33	W-Davir Dibwan	7:01pm-7:15pm	0	0	3	1	1	2	0	1	0	1	0	1	2	1	0
03.08.15	MTC 33	E-Rammoun	3:15pm-3:30pm	NA	NA	NA	NA	NA	NA	NA	NA	NA	NA	NA	NA	NA	NA	NA
03.08.15	MTC 33	E-Rammoun	3:31pm-3:45pm	0	0	2	2	1	0	0	0	0	0	0	0	1	0	0
03.08.15	MTC 33	E-Rammoun	3:46pm-4:00pm	0	0	1	2	1	0	0	0	0	0	0	0	0	0	0
03.08.15	MTC 33	E-Rammoun	4:01pm-4:15pm	0	0	2	0	0	0	0	0	0	0	0	0	0	0	0
03.08.15	MTC 33	E-Rammoun	4:16pm-4:30pm	0	0	4	1	0	1	0	0	0	0	0	0	0	0	0
03.08.15	MTC 33	E-Rammoun	4:31pm-4:45pm	0	0	1	0	2	0	0	1	0	0	0	0	0	0	0
03.08.15	MTC 33	E-Rammoun	4:46pm-5:00pm	0	0	3	1	3	1	0	0	0	0	0	0	0	0	0
03.08.15	MTC 33	E-Rammoun	5:01pm-5:15pm	0	0	2	0	1	0	0	0	0	0	0	0	0	0	0
03.08.15	MTC 33	E-Rammoun	5:16pm-5:30pm	0	0	4	1	1	0	0	0	0	0	0	0	0	0	0
03.08.15	MTC 33	E-Rammoun	5:31pm-5:45pm	0	0	4	1	1	0	2	0	0	0	0	0	0	0	0
03.08.15	MTC 33	E-Rammoun	5:46pm-6:00pm	0	0	1	0	2	1	0	0	0	1	0	0	0	0	0
03.08.15	MTC 33	E-Rammoun	6:01pm-6:15pm	0	0	5	1	0	2	1	0	0	0	0	0	0	0	0
03.08.15	MTC 33	E-Rammoun	6:16pm-6:30pm	0	0	1	5	0	1	0	0	1	0	0	0	0	0	0
03.08.15	MTC 33	E-Rammoun	6:31pm-6:45pm	0	0	3	0	2	0	0	0	0	0	0	0	1	0	0
03.08.15	MTC 33	E-Rammoun	6:46pm-7:00pm	0	0	2	0	1	0	0	0	0	0	0	0	0	0	0
03.08.15	MTC 33	E-Rammoun	7:01pm-7:15pm	0	0	3	0	5	0	0	0	0	0	0	1	1	0	0



Tab 37. Manual Traffic Counts Original Survey Sheet - Location MTC 34

Date	Position	Direction	Time	1 MOTORCYCLE		2 PASSENGER CAR		3 LIGHT HEAVY VHLS		4 PRIVATE BUS		SERVICE (MINIBUS COLLECTIVE TAXI)	6 PUBLIC TRANSPORT		7 LARGE HEAVY VHLS #01		8 LARGE HEAVY VHLS #02	
				(AASHTO CLASS 1)	(AASHTO CLASS 1)	(AASHTO CLASS 2)	(AASHTO CLASS 2)	(AASHTO CLASS 3 AND 5)	(AASHTO CLASS 3 AND 5)	(AASHTO CLASS 4)	(AASHTO CLASS 4)		(AASHTO CLASS 4)	(AASHTO CLASS 4)	(AASHTO CLASS 6,7&9)	(AASHTO CLASS 6,7&9)	(AASHTO CLASS 10,11,12,13)	(AASHTO CLASS 10,11,12,13)
03.08.15	MTC 34	W-Silwad	3:15pm-3:30pm	0	0	8	0	5	0	0	0	5	0	0	0	3	0	0
03.08.15	MTC 34	W-Silwad	3:31pm-3:45pm	0	0	12	5	2	0	0	4	3	0	0	1	0	2	0
03.08.15	MTC 34	W-Silwad	3:46pm-4:00pm	0	0	6	2	0	1	0	2	3	0	0	1	0	0	1
03.08.15	MTC 34	W-Silwad	4:01pm-4:15pm	0	0	15	3	4	0	0	1	6	0	0	2	0	1	0
03.08.15	MTC 34	W-Silwad	4:16pm-4:30pm	0	0	13	0	3	2	0	4	5	0	0	3	0	0	0
03.08.15	MTC 34	W-Silwad	4:31pm-4:45pm	0	0	9	1	4	0	0	3	5	0	0	4	0	0	0
03.08.15	MTC 34	W-Silwad	4:46pm-5:00pm	0	0	13	1	4	3	0	0	5	0	0	3	0	0	0
03.08.15	MTC 34	W-Silwad	5:01pm-5:15pm	0	0	16	2	5	2	0	5	5	0	0	2	0	0	1
03.08.15	MTC 34	W-Silwad	5:16pm-5:30pm	0	0	15	1	2	1	0	1	7	0	0	1	0	0	0
03.08.15	MTC 34	W-Silwad	5:31pm-5:45pm	0	0	18	4	7	0	0	2	7	0	0	0	0	0	0
03.08.15	MTC 34	W-Silwad	5:46pm-6:00pm	0	0	13	5	5	1	0	3	3	0	0	2	0	1	0
03.08.15	MTC 34	W-Silwad	6:01pm-6:15pm	0	0	14	3	3	3	0	2	4	0	0	1	0	0	0
03.08.15	MTC 34	W-Silwad	6:16pm-6:30pm	0	0	24	1	2	1	0	2	5	0	0	1	0	0	0
03.08.15	MTC 34	W-Silwad	6:31pm-6:45pm	1	0	13	4	3	3	0	3	4	0	0	2	0	0	0
03.08.15	MTC 34	W-Silwad	6:46pm-7:00pm	0	0	28	5	3	1	0	1	5	0	0	4	1	0	0
03.08.15	MTC 34	W-Silwad	7:01pm-7:15pm	1	0	20	5	5	0	0	1	2	0	0	2	0	0	0
03.08.15	MTC 34	E-Davir Jarir	3:15pm-3:30pm	0	0	18	2	3	1	0	0	6	0	0	0	0	0	0
03.08.15	MTC 34	E-Davir Jarir	3:31pm-3:45pm	0	0	33	5	6	0	0	3	5	0	0	3	0	3	0
03.08.15	MTC 34	E-Davir Jarir	3:46pm-4:00pm	0	0	11	1	4	1	0	0	5	0	0	0	0	0	0
03.08.15	MTC 34	E-Davir Jarir	4:01pm-4:15pm	1	0	17	4	3	1	0	1	4	0	0	0	0	0	1
03.08.15	MTC 34	E-Davir Jarir	4:16pm-4:30pm	0	0	22	2	7	3	0	3	6	0	0	2	0	0	0
03.08.15	MTC 34	E-Davir Jarir	4:31pm-4:45pm	0	0	29	1	2	2	0	0	5	0	0	0	0	0	0
03.08.15	MTC 34	E-Davir Jarir	4:46pm-5:00pm	1	0	33	5	5	0	0	6	12	1	0	1	0	1	0
03.08.15	MTC 34	E-Davir Jarir	5:01pm-5:15pm	0	0	21	3	7	1	0	4	14	0	0	3	0	0	1
03.08.15	MTC 34	E-Davir Jarir	5:16pm-5:30pm	0	0	17	1	7	1	0	1	3	0	0	0	0	0	0
03.08.15	MTC 34	E-Davir Jarir	5:31pm-5:45pm	0	0	26	3	6	4	0	1	7	0	0	1	0	1	0
03.08.15	MTC 34	E-Davir Jarir	5:46pm-6:00pm	0	0	35	4	8	2	0	5	8	0	0	2	0	0	0
03.08.15	MTC 34	E-Davir Jarir	6:01pm-6:15pm	0	0	34	3	4	2	1	2	5	0	0	2	0	0	0
03.08.15	MTC 34	E-Davir Jarir	6:16pm-6:30pm	0	0	30	4	5	2	0	3	9	0	0	3	0	0	0
03.08.15	MTC 34	E-Davir Jarir	6:31pm-6:45pm	0	0	31	1	7	0	0	1	11	1	0	2	0	0	0
03.08.15	MTC 34	E-Davir Jarir	6:46pm-7:00pm	1	0	28	2	7	0	0	2	3	0	0	3	0	0	0
03.08.15	MTC 34	E-Davir Jarir	7:01pm-7:15pm	0	0	21	3	8	2	1	2	5	0	0	1	0	0	0



Tab 38. Manual Traffic Counts Original Survey Sheet - Location MTC 35

Date	Position	Direction	Time	1 MOTORCYCLE		2 PASSENGER CAR		3 LIGHT HEAVY VHLS		4 PRIVATE BUS		SERVICE (MINIBUS COLLECTIVE TAXI)	6 PUBLIC TRANSPORT		7 LARGE HEAVY VHLS #01		8 LARGE HEAVY VHLS #02	
				(AASHTO CLASS 1)	(AASHTO CLASS 1)	(AASHTO CLASS 2)	(AASHTO CLASS 2)	(AASHTO CLASS 3 AND 5)	(AASHTO CLASS 3 AND 5)	(AASHTO CLASS 4)	(AASHTO CLASS 4)		(AASHTO CLASS 4)	(AASHTO CLASS 4)	(AASHTO CLASS 6,7&9)	(AASHTO CLASS 6,7&9)	(AASHTO CLASS 10,11,12,13)	(AASHTO CLASS 10,11,12,13)
03.08.15	MTC 35	S-Kafr Malik	3:15pm-3:30pm	0	0	2	0	1	0	0	0	0	0	0	0	0	0	0
03.08.15	MTC 35	S-Kafr Malik	3:31pm-3:45pm	0	0	2	0	0	0	1	1	0	0	0	0	0	0	0
03.08.15	MTC 35	S-Kafr Malik	3:46pm-4:00pm	0	0	3	0	0	0	0	1	0	0	0	1	0	0	0
03.08.15	MTC 35	S-Kafr Malik	4:01pm-4:15pm	0	0	3	0	0	0	0	1	0	0	0	0	1	0	0
03.08.15	MTC 35	S-Kafr Malik	4:16pm-4:30pm	0	0	4	0	0	0	0	0	0	0	0	2	0	0	0
03.08.15	MTC 35	S-Kafr Malik	4:31pm-4:45pm	0	0	2	0	0	0	0	0	0	0	0	1	0	0	0
03.08.15	MTC 35	S-Kafr Malik	4:46pm-5:00pm	0	0	3	0	0	0	2	0	0	0	0	1	0	0	0
03.08.15	MTC 35	S-Kafr Malik	5:01pm-5:15pm	0	0	1	0	0	0	0	0	0	0	0	0	0	0	0
03.08.15	MTC 35	S-Kafr Malik	5:16pm-5:30pm	0	0	5	0	2	0	0	0	0	0	0	1	0	0	0
03.08.15	MTC 35	S-Kafr Malik	5:31pm-5:45pm	0	0	3	1	0	0	1	0	0	0	0	1	0	0	0
03.08.15	MTC 35	S-Kafr Malik	5:46pm-6:00pm	0	0	2	0	2	0	0	1	0	0	0	0	0	0	0
03.08.15	MTC 35	S-Kafr Malik	6:01pm-6:15pm	0	0	1	0	0	0	0	0	0	0	0	0	0	0	0
03.08.15	MTC 35	S-Kafr Malik	6:16pm-6:30pm	0	0	1	0	1	0	0	0	0	0	0	0	0	0	0
03.08.15	MTC 35	S-Kafr Malik	6:31pm-6:45pm	0	0	1	1	1	0	0	0	0	0	0	0	0	0	0
03.08.15	MTC 35	S-Kafr Malik	6:46pm-7:00pm	0	0	4	0	2	0	0	0	2	0	0	1	0	0	0
03.08.15	MTC 35	S-Kafr Malik	7:01pm-7:15pm	0	0	3	0	0	0	0	0	0	0	0	0	1	0	0
03.08.15	MTC 35	N-Khirbat Abu Falah	3:15pm-3:30pm	0	0	1	0	1	0	0	0	0	0	0	0	0	0	0
03.08.15	MTC 35	N-Khirbat Abu Falah	3:31pm-3:45pm	0	0	0	0	0	0	0	0	0	0	0	0	0	0	0
03.08.15	MTC 35	N-Khirbat Abu Falah	3:46pm-4:00pm	0	0	0	0	0	0	0	1	0	0	0	0	0	0	0
03.08.15	MTC 35	N-Khirbat Abu Falah	4:01pm-4:15pm	0	0	1	0	0	0	0	0	0	0	0	0	0	0	0
03.08.15	MTC 35	N-Khirbat Abu Falah	4:16pm-4:30pm	0	0	0	0	0	0	0	0	0	0	0	0	0	0	0
03.08.15	MTC 35	N-Khirbat Abu Falah	4:31pm-4:45pm	1	0	2	0	0	0	0	0	0	0	0	0	0	0	0
03.08.15	MTC 35	N-Khirbat Abu Falah	4:46pm-5:00pm	0	0	1	0	0	0	1	0	0	0	0	1	0	0	0
03.08.15	MTC 35	N-Khirbat Abu Falah	5:01pm-5:15pm	0	0	1	0	1	0	0	0	0	0	0	0	0	0	0
03.08.15	MTC 35	N-Khirbat Abu Falah	5:16pm-5:30pm	0	0	1	0	0	0	0	0	0	0	0	0	0	0	0
03.08.15	MTC 35	N-Khirbat Abu Falah	5:31pm-5:45pm	0	0	3	0	1	0	0	0	0	0	0	1	0	0	0
03.08.15	MTC 35	N-Khirbat Abu Falah	5:46pm-6:00pm	0	0	3	0	2	0	0	0	0	0	0	1	0	0	0
03.08.15	MTC 35	N-Khirbat Abu Falah	6:01pm-6:15pm	0	0	5	0	1	0	0	0	0	0	0	0	0	0	0
03.08.15	MTC 35	N-Khirbat Abu Falah	6:16pm-6:30pm	0	0	6	1	2	0	0	0	0	0	0	0	0	0	0
03.08.15	MTC 35	N-Khirbat Abu Falah	6:31pm-6:45pm	0	0	3	0	0	0	0	0	0	0	0	0	0	0	0
03.08.15	MTC 35	N-Khirbat Abu Falah	6:46pm-7:00pm	0	0	6	0	1	0	0	0	0	0	0	0	0	0	0
03.08.15	MTC 35	N-Khirbat Abu Falah	7:01pm-7:15pm	0	0	6	0	0	0	1	0	0	0	0	0	1	0	0



Tab 39. Manual Traffic Counts Original Survey Sheet - Location MTC 36

Date	Position	Direction	Time	1 MOTORCYCLE		2 PASSENGER CAR		3 LIGHT HEAVY VHLS		4 PRIVATE BUS		SERVICE (MINIBUS COLLECTIVE TAXI)	6 PUBLIC TRANSPORT		7 LARGE HEAVY VHLS #01		8 LARGE HEAVY VHLS #02	
				(AASHTO CLASS 1)	(AASHTO CLASS 1)	(AASHTO CLASS 2)	(AASHTO CLASS 2)	(AASHTO CLASS 3 AND 5)	(AASHTO CLASS 3 AND 5)	(AASHTO CLASS 4)	(AASHTO CLASS 4)	(MINIBUS COLLECTIVE TAXI)	(AASHTO CLASS 4)	(AASHTO CLASS 4)	(AASHTO CLASS 6,7&9)	(AASHTO CLASS 6,7&9)	(AASHTO CLASS 10,11,12,13)	(AASHTO CLASS 10,11,12,13)
03.08.15	MTC 36	N-Uja e-Tahta	3:15pm-3:30pm	0	0	27	6	24	3	1	0	0	0	0	1	2	1	2
03.08.15	MTC 36	N-Uja e-Tahta	3:31pm-3:45pm	0	0	22	4	24	2	1	0	0	0	0	1	3	1	3
03.08.15	MTC 36	N-Uja e-Tahta	3:46pm-4:00pm	0	0	23	3	32	2	1	0	0	0	0	2	0	2	1
03.08.15	MTC 36	N-Uja e-Tahta	4:01pm-4:15pm	0	0	13	1	29	1	0	0	0	0	0	1	4	0	3
03.08.15	MTC 36	N-Uja e-Tahta	4:16pm-4:30pm	0	0	18	1	27	0	0	0	0	0	0	4	0	3	1
03.08.15	MTC 36	N-Uja e-Tahta	4:31pm-4:45pm	0	0	14	3	32	0	0	0	0	0	0	3	2	0	3
03.08.15	MTC 36	N-Uja e-Tahta	4:46pm-5:00pm	0	0	8	1	30	0	0	0	0	0	0	1	6	1	0
03.08.15	MTC 36	N-Uja e-Tahta	5:01pm-5:15pm	0	0	16	5	38	0	0	0	0	0	0	3	0	0	4
03.08.15	MTC 36	N-Uja e-Tahta	5:16pm-5:30pm	0	0	15	9	40	0	0	0	0	0	0	1	2	0	3
03.08.15	MTC 36	N-Uja e-Tahta	5:31pm-5:45pm	0	0	17	2	18	0	0	0	0	0	0	1	0	0	1
03.08.15	MTC 36	N-Uja e-Tahta	5:46pm-6:00pm	0	0	19	3	18	0	0	0	0	0	0	1	1	1	2
03.08.15	MTC 36	N-Uja e-Tahta	6:01pm-6:15pm	1	2	22	1	17	0	0	0	0	0	0	4	1	0	2
03.08.15	MTC 36	N-Uja e-Tahta	6:16pm-6:30pm	0	1	16	6	23	0	1	0	0	0	0	1	1	0	1
03.08.15	MTC 36	N-Uja e-Tahta	6:31pm-6:45pm	0	0	27	2	24	3	0	0	0	0	0	1	1	0	2
03.08.15	MTC 36	N-Uja e-Tahta	6:46pm-7:00pm	0	0	24	7	29	0	1	0	0	0	0	2	7	1	0
03.08.15	MTC 36	N-Uja e-Tahta	7:01pm-7:15pm	0	0	20	4	25	1	1	2	0	0	0	1	2	0	0
03.08.15	MTC 36	S-Jericho	3:15pm-3:30pm	0	0	9	4	14	1	0	0	0	0	0	1	1	0	0
03.08.15	MTC 36	S-Jericho	3:31pm-3:45pm	0	0	17	0	19	1	0	0	0	0	0	0	1	1	0
03.08.15	MTC 36	S-Jericho	3:46pm-4:00pm	0	0	9	2	13	1	0	0	0	0	0	0	1	0	0
03.08.15	MTC 36	S-Jericho	4:01pm-4:15pm	0	0	17	2	18	0	0	0	0	0	0	1	7	1	0
03.08.15	MTC 36	S-Jericho	4:16pm-4:30pm	0	0	10	3	20	0	0	0	0	0	0	1	1	1	0
03.08.15	MTC 36	S-Jericho	4:31pm-4:45pm	0	0	11	5	16	0	0	0	0	0	0	2	3	1	0
03.08.15	MTC 36	S-Jericho	4:46pm-5:00pm	0	0	11	8	16	0	0	0	0	0	0	1	0	0	1
03.08.15	MTC 36	S-Jericho	5:01pm-5:15pm	0	0	10	7	15	0	0	0	0	0	0	1	2	0	1
03.08.15	MTC 36	S-Jericho	5:16pm-5:30pm	0	0	17	3	16	0	0	0	0	0	0	4	3	0	0
03.08.15	MTC 36	S-Jericho	5:31pm-5:45pm	1	0	15	7	23	0	0	1	1	14	0	4	1	1	0
03.08.15	MTC 36	S-Jericho	5:46pm-6:00pm	0	0	25	5	25	0	0	2	0	0	0	4	0	1	0
03.08.15	MTC 36	S-Jericho	6:01pm-6:15pm	0	0	22	5	24	0	0	0	0	0	0	3	0	0	1
03.08.15	MTC 36	S-Jericho	6:16pm-6:30pm	0	0	26	2	26	1	1	0	0	0	0	6	1	2	0
03.08.15	MTC 36	S-Jericho	6:31pm-6:45pm	0	0	21	4	14	1	1	0	0	0	0	2	1	2	2
03.08.15	MTC 36	S-Jericho	6:46pm-7:00pm	0	0	25	3	23	0	2	1	2	1	0	5	1	2	0
03.08.15	MTC 36	S-Jericho	7:01pm-7:15pm	0	0	20	0	38	0	1	1	2	0	2	3	1	1	2



Tab 40. Manual Traffic Counts Original Survey Sheet - Location MTC 37

Date	Position	Direction	Time	1 MOTORCYCLE		2 PASSENGER CAR		3 LIGHT HEAVY VHLS		4 PRIVATE BUS		SERVICE (MINIBUS COLLECTIVE TAXI)	6 PUBLIC TRANSPORT		7 LARGE HEAVY VHLS #01		8 LARGE HEAVY VHLS #02	
				(AASHTO CLASS 1)	(AASHTO CLASS 2)	(AASHTO CLASS 3 AND 5)	(AASHTO CLASS 4)	(AASHTO CLASS 5)	(AASHTO CLASS 6)	(AASHTO CLASS 7)	(AASHTO CLASS 8)	(AASHTO CLASS 9)	(AASHTO CLASS 10)	(AASHTO CLASS 11)	(AASHTO CLASS 12)	(AASHTO CLASS 13)	(AASHTO CLASS 14)	(AASHTO CLASS 15)
03.08.15	MTC 37	S-Mjđal Kusra	3:15pm-3:30pm	0	0	0	0	0	0	0	0	0	0	0	0	0	0	0
03.08.15	MTC 37	S-Mjđal Kusra	3:31pm-3:45pm	0	0	0	0	0	0	0	0	0	0	0	0	0	0	0
03.08.15	MTC 37	S-Mjđal Kusra	3:46pm-4:00pm	0	0	0	0	0	0	0	0	0	0	0	0	0	0	0
03.08.15	MTC 37	S-Mjđal Kusra	4:01pm-4:15pm	0	0	0	0	0	0	0	0	0	0	0	0	0	0	0
03.08.15	MTC 37	S-Mjđal Kusra	4:16pm-4:30pm	0	0	0	0	0	0	0	0	0	0	0	0	0	0	0
03.08.15	MTC 37	S-Mjđal Kusra	4:31pm-4:45pm	0	0	0	0	0	0	0	0	0	0	0	0	0	0	0
03.08.15	MTC 37	S-Mjđal Kusra	4:46pm-5:00pm	0	0	0	0	0	0	0	0	0	0	0	0	0	0	0
03.08.15	MTC 37	S-Mjđal Kusra	5:01pm-5:15pm	0	0	0	0	0	0	0	0	0	0	0	0	0	0	0
03.08.15	MTC 37	S-Mjđal Kusra	5:16pm-5:30pm	0	0	0	0	0	0	0	0	0	0	0	0	0	0	0
03.08.15	MTC 37	S-Mjđal Kusra	5:31pm-5:45pm	0	0	0	0	0	0	0	0	0	0	0	0	0	0	0
03.08.15	MTC 37	S-Mjđal Kusra	5:46pm-6:00pm	0	0	0	0	0	0	0	0	0	0	0	0	0	0	0
03.08.15	MTC 37	S-Mjđal Kusra	6:01pm-6:15pm	0	0	0	0	0	0	0	0	0	0	0	0	0	0	0
03.08.15	MTC 37	S-Mjđal Kusra	6:16pm-6:30pm	0	0	0	0	0	0	0	0	0	0	0	0	0	0	0
03.08.15	MTC 37	S-Mjđal Kusra	6:31pm-6:45pm	0	0	0	0	0	0	0	0	0	0	0	0	0	0	0
03.08.15	MTC 37	S-Mjđal Kusra	6:46pm-7:00pm	0	0	0	0	0	0	0	0	0	0	0	0	0	0	0
03.08.15	MTC 37	S-Mjđal Kusra	7:01pm-7:15pm	0	0	0	0	0	0	0	0	0	0	0	0	0	0	0
03.08.15	MTC 37	N-Agraba	3:15pm-3:30pm	0	0	0	0	0	0	0	0	0	0	0	0	0	0	0
03.08.15	MTC 37	N-Agraba	3:31pm-3:45pm	0	0	0	0	0	0	0	0	0	0	0	0	0	0	0
03.08.15	MTC 37	N-Agraba	3:46pm-4:00pm	0	0	0	0	0	0	0	0	0	0	0	0	0	0	0
03.08.15	MTC 37	N-Agraba	4:01pm-4:15pm	0	0	0	0	0	0	0	0	0	0	0	0	0	0	0
03.08.15	MTC 37	N-Agraba	4:16pm-4:30pm	0	0	0	0	0	0	0	0	0	0	0	0	0	0	0
03.08.15	MTC 37	N-Agraba	4:31pm-4:45pm	0	0	0	0	0	0	0	0	0	0	0	0	0	0	0
03.08.15	MTC 37	N-Agraba	4:46pm-5:00pm	0	0	0	0	0	0	0	0	0	0	0	0	0	0	0
03.08.15	MTC 37	N-Agraba	5:01pm-5:15pm	0	0	0	0	0	0	0	0	0	0	0	0	0	0	0
03.08.15	MTC 37	N-Agraba	5:16pm-5:30pm	0	0	0	0	0	0	0	0	0	0	0	0	0	0	0
03.08.15	MTC 37	N-Agraba	5:31pm-5:45pm	0	0	0	0	0	0	0	0	0	0	0	0	0	0	0
03.08.15	MTC 37	N-Agraba	5:46pm-6:00pm	0	0	0	0	0	0	0	0	0	0	0	0	0	0	0
03.08.15	MTC 37	N-Agraba	6:01pm-6:15pm	0	0	0	0	0	0	0	0	0	0	0	0	0	0	0
03.08.15	MTC 37	N-Agraba	6:16pm-6:30pm	0	0	0	0	0	0	0	0	0	0	0	0	0	0	0
03.08.15	MTC 37	N-Agraba	6:31pm-6:45pm	0	0	0	0	0	0	0	0	0	0	0	0	0	0	0
03.08.15	MTC 37	N-Agraba	6:46pm-7:00pm	0	0	0	0	0	0	0	0	0	0	0	0	0	0	0
03.08.15	MTC 37	N-Agraba	7:01pm-7:15pm	0	0	0	0	0	0	0	0	0	0	0	0	0	0	0



Tab 41. Manual Traffic Counts Original Survey Sheet - Location MTC 38

Date	Position	Direction	Time	1 MOTORCYCLE		2 PASSENGER CAR		3 LIGHT HEAVY VHLS		4 PRIVATE BUS		SERVICE (MINIBUS COLLECTIVE TAXI)	6 PUBLIC TRANSPORT		7 LARGE HEAVY VHLS #01		8 LARGE HEAVY VHLS #02	
				(AASHTO CLASS 1)	(AASHTO CLASS 1)	(AASHTO CLASS 2)	(AASHTO CLASS 2)	(AASHTO CLASS 3 AND 5)	(AASHTO CLASS 3 AND 5)	(AASHTO CLASS 4)	(AASHTO CLASS 4)		(AASHTO CLASS 4)	(AASHTO CLASS 4)	(AASHTO CLASS 6,7&9)	(AASHTO CLASS 6,7&9)	(AASHTO CLASS 10,11,12,13)	(AASHTO CLASS 10,11,12,13)
03.08.15	MTC 38	SW-Kafr Rail	3:15pm-3:30pm	0	0	9	0	0	0	0	0	2	1	0	0	0	0	0
03.08.15	MTC 38	SW-Kafr Rail	3:31pm-3:45pm	0	0	11	0	0	0	0	0	1	0	0	2	0	0	0
03.08.15	MTC 38	SW-Kafr Rail	3:46pm-4:00pm	0	0	7	0	0	0	3	0	4	0	1	1	0	0	0
03.08.15	MTC 38	SW-Kafr Rail	4:01pm-4:15pm	0	0	8	1	0	0	0	0	2	0	0	0	0	0	0
03.08.15	MTC 38	SW-Kafr Rail	4:16pm-4:30pm	0	0	11	2	0	0	0	0	2	0	0	1	0	0	0
03.08.15	MTC 38	SW-Kafr Rail	4:31pm-4:45pm	0	0	15	0	0	0	1	0	1	0	0	0	0	0	0
03.08.15	MTC 38	SW-Kafr Rail	4:46pm-5:00pm	0	0	14	0	0	0	0	0	2	0	0	1	0	0	0
03.08.15	MTC 38	SW-Kafr Rail	5:01pm-5:15pm	0	0	5	1	0	0	2	0	1	0	0	0	0	0	0
03.08.15	MTC 38	SW-Kafr Rail	5:16pm-5:30pm	0	0	7	1	1	0	1	0	1	0	0	1	0	0	0
03.08.15	MTC 38	SW-Kafr Rail	5:31pm-5:45pm	0	0	12	0	0	1	0	0	4	0	0	3	0	0	0
03.08.15	MTC 38	SW-Kafr Rail	5:46pm-6:00pm	0	0	13	3	1	2	0	1	0	0	0	0	0	0	0
03.08.15	MTC 38	SW-Kafr Rail	6:01pm-6:15pm	0	0	5	4	0	0	2	0	2	0	0	1	0	0	0
03.08.15	MTC 38	SW-Kafr Rail	6:16pm-6:30pm	0	0	13	0	0	1	4	0	1	0	0	2	0	0	0
03.08.15	MTC 38	SW-Kafr Rail	6:31pm-6:45pm	0	0	15	0	0	1	2	0	2	0	0	0	0	0	0
03.08.15	MTC 38	SW-Kafr Rail	6:46pm-7:00pm	0	0	12	0	1	1	0	2	0	0	0	2	0	0	0
03.08.15	MTC 38	SW-Kafr Rail	7:01pm-7:15pm	0	0	8	1	0	0	3	0	0	0	0	0	0	0	0
03.08.15	MTC 38	NE-Fahime	3:15pm-3:30pm	0	0	4	0	0	0	0	0	1	0	0	0	0	0	0
03.08.15	MTC 38	NE-Fahime	3:31pm-3:45pm	0	0	3	0	0	0	0	0	2	0	1	2	0	0	0
03.08.15	MTC 38	NE-Fahime	3:46pm-4:00pm	0	0	6	1	0	0	0	0	2	0	0	0	0	0	0
03.08.15	MTC 38	NE-Fahime	4:01pm-4:15pm	0	0	5	1	0	0	0	0	2	0	0	1	0	0	0
03.08.15	MTC 38	NE-Fahime	4:16pm-4:30pm	0	0	7	1	0	0	4	0	2	0	0	0	0	0	0
03.08.15	MTC 38	NE-Fahime	4:31pm-4:45pm	0	0	9	0	0	1	0	0	1	0	0	2	0	0	0
03.08.15	MTC 38	NE-Fahime	4:46pm-5:00pm	0	0	12	0	0	1	0	0	1	0	0	0	0	0	0
03.08.15	MTC 38	NE-Fahime	5:01pm-5:15pm	0	0	5	1	0	0	0	0	2	0	0	0	0	0	0
03.08.15	MTC 38	NE-Fahime	5:16pm-5:30pm	0	0	6	0	1	0	2	0	1	0	0	0	0	0	0
03.08.15	MTC 38	NE-Fahime	5:31pm-5:45pm	0	0	5	1	0	0	0	0	2	0	0	1	0	0	0
03.08.15	MTC 38	NE-Fahime	5:46pm-6:00pm	0	0	12	2	0	2	0	1	0	0	0	0	0	0	0
03.08.15	MTC 38	NE-Fahime	6:01pm-6:15pm	0	0	12	2	0	0	1	0	1	0	0	2	0	0	0
03.08.15	MTC 38	NE-Fahime	6:16pm-6:30pm	0	0	15	3	0	3	0	1	0	0	0	2	0	0	0
03.08.15	MTC 38	NE-Fahime	6:31pm-6:45pm	0	0	13	2	0	0	1	0	2	0	0	1	0	0	0
03.08.15	MTC 38	NE-Fahime	6:46pm-7:00pm	0	0	11	2	0	0	2	0	1	0	0	0	0	0	0
03.08.15	MTC 38	NE-Fahime	7:01pm-7:15pm	0	0	8	3	0	0	0	0	0	0	0	1	0	0	0



Tab 42. Manual Traffic Counts Original Survey Sheet - Location MTC 39

Date	Position	Direction	Time	1 MOTORCYCLE		2 PASSENGER CAR		3 LIGHT HEAVY VHLS		4 PRIVATE BUS		SERVICE (MINIBUS COLLECTIVE TAXI)	6 PUBLIC TRANSPORT		7 LARGE HEAVY VHLS #01		8 LARGE HEAVY VHLS #02	
				(AASHTO CLASS 1)	(AASHTO CLASS 1)	(AASHTO CLASS 2)	(AASHTO CLASS 2)	(AASHTO CLASS 3 AND 5)	(AASHTO CLASS 3 AND 5)	(AASHTO CLASS 4)	(AASHTO CLASS 4)	(MINIBUS COLLECTIVE TAXI)	(AASHTO CLASS 4)	(AASHTO CLASS 4)	(AASHTO CLASS 6,7,8,9)	(AASHTO CLASS 6,7,8,9)	(AASHTO CLASS 10,11,12,13)	(AASHTO CLASS 10,11,12,13)
03.08.15	MTC 39	SW-Jirba	3:15pm-3:30pm	1	0	16	3	0	5	0	0	2	1	0	0	0	0	0
03.08.15	MTC 39	SW-Jirba	3:31pm-3:45pm	0	0	21	0	0	2	0	0	3	0	0	0	0	0	0
03.08.15	MTC 39	SW-Jirba	3:46pm-4:00pm	0	0	14	1	1	5	0	0	4	0	0	0	0	1	0
03.08.15	MTC 39	SW-Jirba	4:01pm-4:15pm	0	0	16	1	0	2	0	0	6	0	0	1	0	0	0
03.08.15	MTC 39	SW-Jirba	4:16pm-4:30pm	0	0	21	0	0	2	0	0	0	0	0	0	0	0	0
03.08.15	MTC 39	SW-Jirba	4:31pm-4:45pm	0	0	20	4	0	2	0	0	2	0	0	1	0	0	0
03.08.15	MTC 39	SW-Jirba	4:46pm-5:00pm	0	0	13	1	1	2	0	0	2	0	0	1	0	0	0
03.08.15	MTC 39	SW-Jirba	5:01pm-5:15pm	2	0	25	0	0	1	0	0	0	2	0	0	0	0	0
03.08.15	MTC 39	SW-Jirba	5:16pm-5:30pm	2	0	18	0	1	1	0	0	4	1	0	0	0	0	0
03.08.15	MTC 39	SW-Jirba	5:31pm-5:45pm	0	0	15	2	0	4	0	0	1	0	0	1	0	0	0
03.08.15	MTC 39	SW-Jirba	5:46pm-6:00pm	0	0	9	5	1	6	0	0	2	1	0	0	0	0	0
03.08.15	MTC 39	SW-Jirba	6:01pm-6:15pm	0	0	14	1	0	4	0	0	1	0	0	1	0	0	0
03.08.15	MTC 39	SW-Jirba	6:16pm-6:30pm	1	0	13	5	0	2	0	0	0	0	0	2	0	1	0
03.08.15	MTC 39	SW-Jirba	6:31pm-6:45pm	0	0	19	2	1	4	0	0	2	0	0	0	0	0	0
03.08.15	MTC 39	SW-Jirba	6:46pm-7:00pm	0	0	14	0	1	6	0	0	2	0	0	1	0	0	0
03.08.15	MTC 39	SW-Jirba	7:01pm-7:15pm	1	0	14	0	0	2	0	0	3	0	0	0	0	1	0
03.08.15	MTC 39	NE-Misilya	3:15pm-3:30pm	0	0	10	3	0	1	0	1	0	0	0	1	0	0	0
03.08.15	MTC 39	NE-Misilya	3:31pm-3:45pm	1	0	10	0	0	3	0	0	2	0	0	0	0	0	0
03.08.15	MTC 39	NE-Misilya	3:46pm-4:00pm	0	0	14	2	1	2	0	0	2	0	0	0	0	0	0
03.08.15	MTC 39	NE-Misilya	4:01pm-4:15pm	0	0	6	1	0	6	0	0	3	0	0	0	0	0	1
03.08.15	MTC 39	NE-Misilya	4:16pm-4:30pm	0	0	5	1	0	2	0	0	3	0	0	0	0	0	0
03.08.15	MTC 39	NE-Misilya	4:31pm-4:45pm	0	0	8	2	0	1	0	0	1	0	0	0	0	0	0
03.08.15	MTC 39	NE-Misilya	4:46pm-5:00pm	1	0	13	0	0	6	0	0	2	0	0	1	0	0	0
03.08.15	MTC 39	NE-Misilya	5:01pm-5:15pm	0	0	11	0	0	4	0	0	0	0	0	0	0	0	0
03.08.15	MTC 39	NE-Misilya	5:16pm-5:30pm	4	0	14	3	1	1	1	0	1	0	0	1	0	0	0
03.08.15	MTC 39	NE-Misilya	5:31pm-5:45pm	0	0	11	0	0	6	0	0	3	0	0	0	0	0	0
03.08.15	MTC 39	NE-Misilya	5:46pm-6:00pm	1	0	12	4	0	2	0	0	0	0	0	1	0	1	0
03.08.15	MTC 39	NE-Misilya	6:01pm-6:15pm	0	0	11	0	0	1	0	0	0	0	0	0	0	0	0
03.08.15	MTC 39	NE-Misilya	6:16pm-6:30pm	0	0	13	1	0	1	0	0	0	1	0	1	0	0	0
03.08.15	MTC 39	NE-Misilya	6:31pm-6:45pm	1	0	11	1	0	0	0	0	0	0	0	0	0	0	0
03.08.15	MTC 39	NE-Misilya	6:46pm-7:00pm	0	0	14	1	0	4	0	0	1	1	0	1	0	1	0
03.08.15	MTC 39	NE-Misilya	7:01pm-7:15pm	0	0	13	1	0	2	0	0	0	0	0	2	0	0	0



Tab 43. Manual Traffic Counts Original Survey Sheet - Location MTC 40

Date	Position	Direction	Time	1 MOTORCYCLE		2 PASSENGER CAR		3 LIGHT HEAVY VHLS		4 PRIVATE BUS		SERVICE (MINIBUS COLLECTIVE TAXI)	6 PUBLIC TRANSPORT		7 LARGE HEAVY VHLS #01		8 LARGE HEAVY VHLS #02	
				(AASHTO CLASS 1)	(AASHTO CLASS 1)	(AASHTO CLASS 2)	(AASHTO CLASS 2)	(AASHTO CLASS 3 AND 5)	(AASHTO CLASS 3 AND 5)	(AASHTO CLASS 4)	(AASHTO CLASS 4)	(MINIBUS COLLECTIVE TAXI)	(AASHTO CLASS 4)	(AASHTO CLASS 4)	(AASHTO CLASS 6,7&9)	(AASHTO CLASS 6,7&9)	(AASHTO CLASS 10,11,12,13)	(AASHTO CLASS 10,11,12,13)
03.08.15	MTC 40	N-jenin	3:15pm-3:30pm	0	0	10	1	1	1	0	0	2	0	0	0	1	0	0
03.08.15	MTC 40	N-jenin	3:31pm-3:45pm	0	0	8	0	3	3	0	0	0	0	0	2	0	1	0
03.08.15	MTC 40	N-jenin	3:46pm-4:00pm	0	0	13	0	1	0	0	0	2	0	0	3	0	0	0
03.08.15	MTC 40	N-jenin	4:01pm-4:15pm	0	0	15	2	1	1	0	3	2	0	0	3	0	1	0
03.08.15	MTC 40	N-jenin	4:16pm-4:30pm	0	0	11	1	0	1	0	1	2	0	0	1	0	1	0
03.08.15	MTC 40	N-jenin	4:31pm-4:45pm	0	0	14	6	2	0	2	0	2	0	0	4	0	1	0
03.08.15	MTC 40	N-jenin	4:46pm-5:00pm	0	0	12	0	0	0	2	0	3	0	0	3	0	0	0
03.08.15	MTC 40	N-jenin	5:01pm-5:15pm	0	0	26	2	1	0	0	1	0	0	0	0	0	2	0
03.08.15	MTC 40	N-jenin	5:16pm-5:30pm	0	0	15	3	0	1	0	0	2	0	0	3	0	0	0
03.08.15	MTC 40	N-jenin	5:31pm-5:45pm	0	0	8	1	0	1	0	2	1	0	0	1	0	0	0
03.08.15	MTC 40	N-jenin	5:46pm-6:00pm	0	0	13	1	1	4	0	3	0	1	0	3	0	1	0
03.08.15	MTC 40	N-jenin	6:01pm-6:15pm	0	0	11	0	3	3	0	1	0	2	0	0	0	0	0
03.08.15	MTC 40	N-jenin	6:16pm-6:30pm	0	0	13	1	2	3	0	0	1	0	0	0	0	0	0
03.08.15	MTC 40	N-jenin	6:31pm-6:45pm	0	0	14	1	2	1	0	3	0	2	0	1	0	0	0
03.08.15	MTC 40	N-jenin	6:46pm-7:00pm	0	0	22	0	0	2	0	3	0	0	0	1	0	0	0
03.08.15	MTC 40	N-jenin	7:01pm-7:15pm	0	0	9	2	1	2	0	1	0	1	0	0	1	0	0
03.08.15	MTC 40	S-Zababida Tubas	3:15pm-3:30pm	0	0	14	0	1	3	0	0	2	0	0	1	0	1	0
03.08.15	MTC 40	S-Zababida Tubas	3:31pm-3:45pm	0	0	18	0	1	4	0	0	4	0	0	4	0	2	0
03.08.15	MTC 40	S-Zababida Tubas	3:46pm-4:00pm	0	0	14	3	1	3	0	2	0	0	0	1	0	0	0
03.08.15	MTC 40	S-Zababida Tubas	4:01pm-4:15pm	0	0	23	1	0	0	3	0	2	0	0	6	0	0	0
03.08.15	MTC 40	S-Zababida Tubas	4:16pm-4:30pm	0	0	14	0	1	2	0	2	0	1	0	3	0	0	0
03.08.15	MTC 40	S-Zababida Tubas	4:31pm-4:45pm	0	0	24	2	1	1	0	0	1	0	0	8	0	1	0
03.08.15	MTC 40	S-Zababida Tubas	4:46pm-5:00pm	0	0	16	2	1	4	0	3	0	2	1	0	0	0	0
03.08.15	MTC 40	S-Zababida Tubas	5:01pm-5:15pm	0	0	22	4	0	3	0	2	0	3	0	2	0	1	0
03.08.15	MTC 40	S-Zababida Tubas	5:16pm-5:30pm	0	0	27	2	1	0	0	2	0	1	0	0	1	0	0
03.08.15	MTC 40	S-Zababida Tubas	5:31pm-5:45pm	0	0	20	2	0	1	0	0	1	0	0	0	0	0	0
03.08.15	MTC 40	S-Zababida Tubas	5:46pm-6:00pm	0	0	24	2	3	4	0	2	0	0	0	3	0	1	0
03.08.15	MTC 40	S-Zababida Tubas	6:01pm-6:15pm	0	0	15	0	2	2	0	0	2	0	0	1	0	1	0
03.08.15	MTC 40	S-Zababida Tubas	6:16pm-6:30pm	0	0	22	0	1	4	1	1	0	2	0	1	0	0	0
03.08.15	MTC 40	S-Zababida Tubas	6:31pm-6:45pm	0	0	35	2	1	1	0	1	0	1	0	0	0	0	0
03.08.15	MTC 40	S-Zababida Tubas	6:46pm-7:00pm	0	0	25	2	1	2	0	2	0	1	1	0	0	1	0
03.08.15	MTC 40	S-Zababida Tubas	7:01pm-7:15pm	0	0	10	2	0	1	0	1	0	3	0	0	0	1	0



Tab 44. Manual Traffic Counts Original Survey Sheet - Location MTC 42

Date	Position	Direction	Time	1 MOTORCYCLE		2 PASSENGER CAR		3 LIGHT HEAVY VHLS		4 PRIVATE BUS		SERVICE (MINIBUS COLLECTIVE TAXI)	6 PUBLIC TRANSPORT		7 LARGE HEAVY VHLS #01		8 LARGE HEAVY VHLS #02	
				(AASHTO CLASS 1)	(AASHTO CLASS 2)	(AASHTO CLASS 3)	(AASHTO CLASS 4)	(AASHTO CLASS 5)	(AASHTO CLASS 6)	(AASHTO CLASS 7)	(AASHTO CLASS 8)	(AASHTO CLASS 9)	(AASHTO CLASS 10)	(AASHTO CLASS 11)	(AASHTO CLASS 12)	(AASHTO CLASS 13)	(AASHTO CLASS 14)	(AASHTO CLASS 15)
03.08.15	MTC 42	NW-Ayn Al Beida	3:15pm-3:30pm	0	0	7	1	0	0	0	0	6	0	0	0	2	0	0
03.08.15	MTC 42	NW-Ayn Al Beida	3:31pm-3:45pm	0	0	12	0	0	3	0	0	5	0	0	0	0	0	0
03.08.15	MTC 42	NW-Ayn Al Beida	3:46pm-4:00pm	0	0	9	0	0	2	0	0	4	0	0	0	0	0	0
03.08.15	MTC 42	NW-Ayn Al Beida	4:01pm-4:15pm	0	0	11	0	0	2	0	0	2	0	0	0	0	0	0
03.08.15	MTC 42	NW-Ayn Al Beida	4:16pm-4:30pm	0	0	11	0	0	0	0	0	3	0	0	0	0	0	0
03.08.15	MTC 42	NW-Ayn Al Beida	4:31pm-4:45pm	0	0	7	1	0	0	0	0	1	0	0	0	0	0	0
03.08.15	MTC 42	NW-Ayn Al Beida	4:46pm-5:00pm	0	0	8	1	0	3	0	0	3	0	0	2	0	0	0
03.08.15	MTC 42	NW-Ayn Al Beida	5:01pm-5:15pm	0	0	12	1	0	1	0	0	1	0	0	0	0	0	0
03.08.15	MTC 42	NW-Ayn Al Beida	5:16pm-5:30pm	0	0	9	0	0	1	0	0	6	0	0	0	0	0	0
03.08.15	MTC 42	NW-Ayn Al Beida	5:31pm-5:45pm	0	0	7	1	0	2	0	0	2	0	0	0	0	0	0
03.08.15	MTC 42	NW-Ayn Al Beida	5:46pm-6:00pm	0	0	8	1	0	1	0	0	1	0	0	0	0	0	0
03.08.15	MTC 42	NW-Ayn Al Beida	6:01pm-6:15pm	0	0	7	3	0	1	0	0	2	0	0	0	0	0	0
03.08.15	MTC 42	NW-Ayn Al Beida	6:16pm-6:30pm	0	0	9	1	0	3	0	0	0	0	0	0	0	0	0
03.08.15	MTC 42	NW-Ayn Al Beida	6:31pm-6:45pm	0	0	9	2	0	3	0	0	0	0	0	0	0	0	0
03.08.15	MTC 42	NW-Ayn Al Beida	6:46pm-7:00pm	0	0	9	0	0	1	0	0	1	0	0	0	0	0	0
03.08.15	MTC 42	NW-Ayn Al Beida	7:01pm-7:15pm	0	0	17	2	0	0	0	0	3	0	0	2	0	0	0
03.08.15	MTC 42	SW-Jericho	3:15pm-3:30pm	0	0	4	0	0	2	0	0	0	2	0	0	0	0	0
03.08.15	MTC 42	SW-Jericho	3:31pm-3:45pm	0	0	3	0	0	0	0	0	3	0	0	0	0	0	0
03.08.15	MTC 42	SW-Jericho	3:46pm-4:00pm	0	0	6	0	0	2	0	0	3	0	0	0	0	0	0
03.08.15	MTC 42	SW-Jericho	4:01pm-4:15pm	0	0	9	1	0	2	0	0	1	0	0	0	0	0	0
03.08.15	MTC 42	SW-Jericho	4:16pm-4:30pm	0	0	9	1	0	3	0	0	4	0	0	0	0	0	0
03.08.15	MTC 42	SW-Jericho	4:31pm-4:45pm	0	0	3	1	0	1	0	0	2	0	0	0	0	0	0
03.08.15	MTC 42	SW-Jericho	4:46pm-5:00pm	0	0	5	1	0	1	0	0	3	0	0	0	0	0	0
03.08.15	MTC 42	SW-Jericho	5:01pm-5:15pm	0	0	5	1	0	6	0	0	2	0	0	0	0	0	0
03.08.15	MTC 42	SW-Jericho	5:16pm-5:30pm	0	0	11	0	0	3	0	0	1	0	0	0	0	0	0
03.08.15	MTC 42	SW-Jericho	5:31pm-5:45pm	0	0	12	0	0	4	0	0	5	0	0	0	0	0	0
03.08.15	MTC 42	SW-Jericho	5:46pm-6:00pm	1	0	15	2	1	0	0	0	3	0	0	0	0	0	0
03.08.15	MTC 42	SW-Jericho	6:01pm-6:15pm	0	0	11	1	0	3	0	0	4	0	0	0	0	0	0
03.08.15	MTC 42	SW-Jericho	6:16pm-6:30pm	0	0	13	0	0	1	0	0	2	0	0	0	0	0	0
03.08.15	MTC 42	SW-Jericho	6:31pm-6:45pm	0	0	8	0	0	2	0	0	0	0	0	0	0	0	0
03.08.15	MTC 42	SW-Jericho	6:46pm-7:00pm	0	0	12	0	0	4	0	0	3	0	0	2	0	0	0
03.08.15	MTC 42	SW-Jericho	7:01pm-7:15pm	0	0	7	2	0	2	0	0	3	0	0	1	0	0	0



Tab 45. Manual Traffic Counts Original Survey Sheet - Location MTC 43

Date	Position	Direction	Time	1 MOTORCYCLE		2 PASSENGER CAR		3 LIGHT HEAVY VHLS		4 PRIVATE BUS		SERVICE (MINIBUS COLLECTIVE TAXI)	6 PUBLIC TRANSPORT		7 LARGE HEAVY VHLS #01		8 LARGE HEAVY VHLS #02	
				(AASHTO CLASS 1)	(AASHTO CLASS 1)	(AASHTO CLASS 2)	(AASHTO CLASS 2)	(AASHTO CLASS 3 AND 5)	(AASHTO CLASS 3 AND 5)	(AASHTO CLASS 4)	(AASHTO CLASS 4)	(AASHTO CLASS 4)	(AASHTO CLASS 4)	(AASHTO CLASS 4)	(AASHTO CLASS 6,7&9)	(AASHTO CLASS 6,7&9)	(AASHTO CLASS 10,11,12,13)	(AASHTO CLASS 10,11,12,13)
03.08.15	MTC 43	N-Bayt She'an	3:15pm-3:30pm	0	0	2	0	20	0	2	0	1	0	0	0	0	0	2
03.08.15	MTC 43	N-Bayt She'an	3:31pm-3:45pm	0	0	2	0	16	0	0	2	1	0	0	0	2	0	2
03.08.15	MTC 43	N-Bayt She'an	3:46pm-4:00pm	0	0	0	0	10	0	0	0	0	0	0	2	0	0	2
03.08.15	MTC 43	N-Bayt She'an	4:01pm-4:15pm	0	0	2	0	33	0	0	0	0	0	0	1	3	0	4
03.08.15	MTC 43	N-Bayt She'an	4:16pm-4:30pm	0	0	1	0	32	0	0	1	2	0	0	0	2	0	1
03.08.15	MTC 43	N-Bayt She'an	4:31pm-4:45pm	0	0	1	0	22	0	0	4	1	0	0	0	1	0	2
03.08.15	MTC 43	N-Bayt She'an	4:46pm-5:00pm	0	0	2	0	25	0	4	0	4	0	0	0	2	0	2
03.08.15	MTC 43	N-Bayt She'an	5:01pm-5:15pm	0	0	1	0	31	0	2	0	3	1	0	1	1	0	1
03.08.15	MTC 43	N-Bayt She'an	5:16pm-5:30pm	0	0	1	0	27	0	1	0	2	0	0	0	3	0	1
03.08.15	MTC 43	N-Bayt She'an	5:31pm-5:45pm	0	0	0	0	41	0	3	0	3	0	0	0	2	0	3
03.08.15	MTC 43	N-Bayt She'an	5:46pm-6:00pm	0	0	0	1	21	0	2	0	0	0	0	3	1	0	1
03.08.15	MTC 43	N-Bayt She'an	6:01pm-6:15pm	0	0	1	0	17	0	1	0	1	0	0	1	3	0	1
03.08.15	MTC 43	N-Bayt She'an	6:16pm-6:30pm	0	0	4	0	17	0	1	0	2	0	0	0	0	0	1
03.08.15	MTC 43	N-Bayt She'an	6:31pm-6:45pm	0	1	2	0	23	0	5	0	1	0	0	0	0	0	1
03.08.15	MTC 43	N-Bayt She'an	6:46pm-7:00pm	0	0	4	0	22	0	1	0	0	0	0	1	2	0	2
03.08.15	MTC 43	N-Bayt She'an	7:01pm-7:15pm	0	0	5	0	19	0	3	0	1	0	0	1	1	0	0
03.08.15	MTC 43	S-Jericho	3:15pm-3:30pm	0	0	2	0	25	0	1	0	1	0	0	1	2	0	1
03.08.15	MTC 43	S-Jericho	3:31pm-3:45pm	0	0	1	0	16	0	0	2	1	0	0	1	0	0	2
03.08.15	MTC 43	S-Jericho	3:46pm-4:00pm	0	0	1	0	20	0	0	1	0	0	0	0	2	0	0
03.08.15	MTC 43	S-Jericho	4:01pm-4:15pm	0	0	1	0	16	0	2	0	2	0	0	1	1	0	0
03.08.15	MTC 43	S-Jericho	4:16pm-4:30pm	0	0	1	0	10	0	3	0	0	0	0	0	1	0	3
03.08.15	MTC 43	S-Jericho	4:31pm-4:45pm	0	0	1	0	19	0	0	2	0	0	0	0	2	0	2
03.08.15	MTC 43	S-Jericho	4:46pm-5:00pm	0	0	0	0	16	0	3	0	3	1	0	0	3	0	0
03.08.15	MTC 43	S-Jericho	5:01pm-5:15pm	0	0	0	0	18	0	0	0	2	0	0	0	1	0	0
03.08.15	MTC 43	S-Jericho	5:16pm-5:30pm	0	0	1	0	25	0	2	0	3	0	0	0	3	0	1
03.08.15	MTC 43	S-Jericho	5:31pm-5:45pm	0	0	0	0	18	0	0	0	3	0	0	0	3	0	0
03.08.15	MTC 43	S-Jericho	5:46pm-6:00pm	0	0	1	0	35	0	1	0	5	0	0	1	0	0	1
03.08.15	MTC 43	S-Jericho	6:01pm-6:15pm	0	0	0	0	16	0	5	0	1	0	0	0	1	1	0
03.08.15	MTC 43	S-Jericho	6:16pm-6:30pm	0	0	0	0	15	0	2	0	0	0	0	0	1	0	3
03.08.15	MTC 43	S-Jericho	6:31pm-6:45pm	0	0	1	0	23	0	0	3	0	0	0	0	0	0	0
03.08.15	MTC 43	S-Jericho	6:46pm-7:00pm	0	0	1	0	17	0	1	0	1	0	0	0	0	0	0
03.08.15	MTC 43	S-Jericho	7:01pm-7:15pm	0	0	3	0	18	0	1	0	6	0	0	0	2	0	1



Tab 46. Manual Traffic Counts Original Survey Sheet - Location MTC 44

Date	Position	Direction	Time	1 MOTORCYCLE		2 PASSENGER CAR		3 LIGHT HEAVY VHLS		4 PRIVATE BUS		SERVICE		6 PUBLIC TRANSPORT		7 LARGE HEAVY VHLS #01		8 LARGE HEAVY VHLS #02	
				(AASHTO CLASS 1)	(AASHTO CLASS 1)	(AASHTO CLASS 2)	(AASHTO CLASS 2)	(AASHTO CLASS 3 AND 5)	(AASHTO CLASS 3 AND 5)	(AASHTO CLASS 4)	(AASHTO CLASS 4)	(MINIBUS COLLECTIVE TAXI)	(AASHTO CLASS 4)	(AASHTO CLASS 4)	(AASHTO CLASS 4)	(AASHTO CLASS 6,7&9)	(AASHTO CLASS 6,7&9)	(AASHTO CLASS 10,11,12,13)	(AASHTO CLASS 10,11,12,13)
03.08.15	MTC 44	N-Yasid Bayt Umrin	3:15pm-3:30pm	0	0	8	0	0	0	0	0	2	0	0	0	0	0	0	0
03.08.15	MTC 44	N-Yasid Bayt Umrin	3:31pm-3:45pm	0	0	9	0	1	0	2	0	2	1	0	1	0	0	0	0
03.08.15	MTC 44	N-Yasid Bayt Umrin	3:46pm-4:00pm	0	0	11	0	1	2	0	0	2	0	0	0	0	0	0	0
03.08.15	MTC 44	N-Yasid Bayt Umrin	4:01pm-4:15pm	0	0	8	0	0	1	0	1	0	2	0	0	1	0	0	0
03.08.15	MTC 44	N-Yasid Bayt Umrin	4:16pm-4:30pm	0	0	8	1	0	0	1	0	2	0	0	0	0	0	0	0
03.08.15	MTC 44	N-Yasid Bayt Umrin	4:31pm-4:45pm	0	0	9	1	0	2	0	1	0	1	0	0	0	0	0	0
03.08.15	MTC 44	N-Yasid Bayt Umrin	4:46pm-5:00pm	0	0	4	0	0	0	0	0	2	0	0	0	0	0	0	0
03.08.15	MTC 44	N-Yasid Bayt Umrin	5:01pm-5:15pm	0	0	5	1	1	0	0	1	0	1	0	0	0	0	0	0
03.08.15	MTC 44	N-Yasid Bayt Umrin	5:16pm-5:30pm	0	0	8	1	0	0	1	0	1	0	0	0	0	0	0	0
03.08.15	MTC 44	N-Yasid Bayt Umrin	5:31pm-5:45pm	0	0	10	1	0	0	0	0	2	0	0	0	0	0	0	0
03.08.15	MTC 44	N-Yasid Bayt Umrin	5:46pm-6:00pm	0	0	3	0	0	0	0	0	3	0	0	0	0	0	0	0
03.08.15	MTC 44	N-Yasid Bayt Umrin	6:01pm-6:15pm	0	0	7	0	0	0	1	0	2	0	0	0	0	0	0	0
03.08.15	MTC 44	N-Yasid Bayt Umrin	6:16pm-6:30pm	0	0	3	2	0	1	0	0	0	0	0	0	0	0	0	0
03.08.15	MTC 44	N-Yasid Bayt Umrin	6:31pm-6:45pm	0	0	11	2	0	1	0	0	0	0	0	0	0	0	0	0
03.08.15	MTC 44	N-Yasid Bayt Umrin	6:46pm-7:00pm	1	0	11	2	0	0	0	0	2	0	0	0	0	0	0	0
03.08.15	MTC 44	N-Yasid Bayt Umrin	7:01pm-7:15pm	0	0	6	2	0	2	0	1	0	1	0	0	0	0	0	0
03.08.15	MTC 44	S-Assira	3:15pm-3:30pm	0	0	2	0	0	0	0	0	1	0	0	0	2	0	0	0
03.08.15	MTC 44	S-Assira	3:31pm-3:45pm	0	0	4	0	0	0	1	0	1	0	0	0	0	0	0	0
03.08.15	MTC 44	S-Assira	3:46pm-4:00pm	0	0	6	0	0	1	0	1	0	0	0	0	0	0	0	0
03.08.15	MTC 44	S-Assira	4:01pm-4:15pm	0	0	7	0	0	3	0	2	0	2	0	0	0	0	0	0
03.08.15	MTC 44	S-Assira	4:16pm-4:30pm	0	0	4	0	0	1	0	0	1	0	0	0	0	0	0	0
03.08.15	MTC 44	S-Assira	4:31pm-4:45pm	0	0	8	0	0	0	0	0	1	0	0	0	0	0	0	0
03.08.15	MTC 44	S-Assira	4:46pm-5:00pm	0	0	7	2	0	1	0	0	0	0	0	0	0	0	0	0
03.08.15	MTC 44	S-Assira	5:01pm-5:15pm	0	0	11	1	0	0	0	0	0	0	0	0	1	0	0	0
03.08.15	MTC 44	S-Assira	5:16pm-5:30pm	0	0	2	0	0	0	0	0	0	0	0	0	0	0	0	0
03.08.15	MTC 44	S-Assira	5:31pm-5:45pm	1	0	7	0	0	0	0	0	0	0	0	0	0	0	0	0
03.08.15	MTC 44	S-Assira	5:46pm-6:00pm	0	0	6	2	0	0	0	0	0	0	0	0	0	0	0	0
03.08.15	MTC 44	S-Assira	6:01pm-6:15pm	0	0	6	3	0	0	0	0	1	0	0	0	0	0	0	0
03.08.15	MTC 44	S-Assira	6:16pm-6:30pm	0	0	8	1	0	0	2	0	1	0	0	0	0	0	0	0
03.08.15	MTC 44	S-Assira	6:31pm-6:45pm	0	0	6	2	0	0	0	0	0	0	0	0	0	0	0	0
03.08.15	MTC 44	S-Assira	6:46pm-7:00pm	0	0	6	1	0	4	0	1	0	0	0	0	0	0	0	0
03.08.15	MTC 44	S-Assira	7:01pm-7:15pm	0	0	4	0	0	2	0	0	0	0	0	0	0	0	0	0



Tab 47. Manual Traffic Counts Original Survey Sheet - Location MTC 45

Date	Position	Direction	Time	1 MOTORCYCLE		2 PASSENGER CAR		3 LIGHT HEAVY VHLS		4 PRIVATE BUS		SERVICE (MINIBUS COLLECTIVE TAXI)	6 PUBLIC TRANSPORT		7 LARGE HEAVY VHLS #01		8 LARGE HEAVY VHLS #02	
				(AASHTO CLASS 1)	(AASHTO CLASS 1)	(AASHTO CLASS 2)	(AASHTO CLASS 2)	(AASHTO CLASS 3 AND 5)	(AASHTO CLASS 3 AND 5)	(AASHTO CLASS 4)	(AASHTO CLASS 4)	(MINIBUS COLLECTIVE TAXI)	(AASHTO CLASS 4)	(AASHTO CLASS 4)	(AASHTO CLASS 6,7,8,9)	(AASHTO CLASS 7 Large Heavy Vehicles #01 white pl)	(AASHTO CLASS 8 Large Heavy Vehicles #02 white pl)	(AASHTO CLASS 10,11,12,13)
03.08.15	MTC 45	NE-Al Badhan Iskar	3:15pm-3:30pm	0	0	26	4	1	0	0	3	0	0	0	0	1	0	3
03.08.15	MTC 45	NE-Al Badhan Iskar	3:31pm-3:45pm	0	0	36	0	3	1	0	2	0	4	0	0	4	2	3
03.08.15	MTC 45	NE-Al Badhan Iskar	3:46pm-4:00pm	0	0	29	3	1	1	0	2	0	0	0	0	4	0	1
03.08.15	MTC 45	NE-Al Badhan Iskar	4:01pm-4:15pm	0	0	21	4	0	0	0	3	0	5	0	0	5	0	1
03.08.15	MTC 45	NE-Al Badhan Iskar	4:16pm-4:30pm	0	0	45	9	1	0	0	2	0	7	1	0	3	0	2
03.08.15	MTC 45	NE-Al Badhan Iskar	4:31pm-4:45pm	0	0	31	3	1	0	0	5	1	3	0	0	0	0	2
03.08.15	MTC 45	NE-Al Badhan Iskar	4:46pm-5:00pm	1	0	44	4	1	2	0	2	0	8	1	0	0	0	0
03.08.15	MTC 45	NE-Al Badhan Iskar	5:01pm-5:15pm	0	0	37	4	1	0	0	3	0	4	0	0	3	0	0
03.08.15	MTC 45	NE-Al Badhan Iskar	5:16pm-5:30pm	0	0	41	3	0	0	0	2	0	7	0	0	5	0	0
03.08.15	MTC 45	NE-Al Badhan Iskar	5:31pm-5:45pm	0	0	38	8	0	1	0	3	0	5	0	0	1	0	1
03.08.15	MTC 45	NE-Al Badhan Iskar	5:46pm-6:00pm	0	0	44	1	0	0	0	5	0	5	0	0	3	0	2
03.08.15	MTC 45	NE-Al Badhan Iskar	6:01pm-6:15pm	0	0	32	6	0	0	0	3	0	6	0	0	2	0	0
03.08.15	MTC 45	NE-Al Badhan Iskar	6:16pm-6:30pm	0	0	30	2	0	0	0	3	0	8	1	0	5	0	0
03.08.15	MTC 45	NE-Al Badhan Iskar	6:31pm-6:45pm	1	0	27	3	2	0	0	5	0	2	0	0	3	0	0
03.08.15	MTC 45	NE-Al Badhan Iskar	6:46pm-7:00pm	0	0	27	5	3	0	0	5	0	3	0	0	3	0	0
03.08.15	MTC 45	NE-Al Badhan Iskar	7:01pm-7:15pm	1	0	31	5	3	5	0	4	0	6	0	0	5	0	0
03.08.15	MTC 45	SW-Howara	3:15pm-3:30pm	0	0	16	1	0	0	0	3	0	4	0	0	3	0	1
03.08.15	MTC 45	SW-Howara	3:31pm-3:45pm	0	0	16	3	4	0	0	4	0	4	0	0	2	0	0
03.08.15	MTC 45	SW-Howara	3:46pm-4:00pm	0	0	13	2	0	1	0	3	0	5	0	0	2	1	1
03.08.15	MTC 45	SW-Howara	4:01pm-4:15pm	0	0	11	0	2	0	0	1	0	3	0	0	2	1	0
03.08.15	MTC 45	SW-Howara	4:16pm-4:30pm	1	0	18	6	1	2	0	4	0	4	1	0	4	0	0
03.08.15	MTC 45	SW-Howara	4:31pm-4:45pm	0	0	16	0	0	1	0	0	0	9	0	0	1	0	0
03.08.15	MTC 45	SW-Howara	4:46pm-5:00pm	0	0	19	5	0	1	0	1	0	8	3	0	1	0	1
03.08.15	MTC 45	SW-Howara	5:01pm-5:15pm	0	0	24	4	0	1	0	2	0	2	1	0	4	1	0
03.08.15	MTC 45	SW-Howara	5:16pm-5:30pm	0	0	17	2	0	3	0	3	0	5	0	0	2	1	0
03.08.15	MTC 45	SW-Howara	5:31pm-5:45pm	0	0	20	3	1	2	0	0	1	5	2	1	3	0	0
03.08.15	MTC 45	SW-Howara	5:46pm-6:00pm	0	0	19	2	2	2	0	1	0	2	0	0	2	0	0
03.08.15	MTC 45	SW-Howara	6:01pm-6:15pm	0	0	24	1	0	1	0	2	0	1	0	0	3	1	0
03.08.15	MTC 45	SW-Howara	6:16pm-6:30pm	0	0	20	3	2	1	0	2	0	1	2	0	1	0	0
03.08.15	MTC 45	SW-Howara	6:31pm-6:45pm	0	0	18	3	0	2	0	1	0	3	2	0	3	0	0
03.08.15	MTC 45	SW-Howara	6:46pm-7:00pm	0	0	15	5	0	0	0	2	1	2	1	0	1	0	0
03.08.15	MTC 45	SW-Howara	7:01pm-7:15pm	0	0	20	6	2	2	0	2	0	2	2	0	2	0	0



Tab 48. Manual Traffic Counts Original Survey Sheet - Location MTC 46

Date	Position	Direction	Time	1 MOTORCYCLE		2 PASSENGER CAR		3 LIGHT HEAVY VHLS		4 PRIVATE BUS		SERVICE (MINIBUS COLLECTIVE TAXI)	6 PUBLIC TRANSPORT		7 LARGE HEAVY VHLS #01		8 LARGE HEAVY VHLS #02	
				(AASHTO CLASS 1)	(AASHTO CLASS 1)	(AASHTO CLASS 2)	(AASHTO CLASS 2)	(AASHTO CLASS 3 AND 5)	(AASHTO CLASS 3 AND 5)	(AASHTO CLASS 4)	(AASHTO CLASS 4)		(AASHTO CLASS 4)	(AASHTO CLASS 4)	(AASHTO CLASS 6,7&9)	(AASHTO CLASS 6,7&9)	(AASHTO CLASS 10,11,12,13)	(AASHTO CLASS 10,11,12,13)
03.08.15	MTC 46	W-Tubas	3:15pm-3:30pm	0	0	3	0	0	0	0	0	1	0	0	0	0	0	0
03.08.15	MTC 46	W-Tubas	3:31pm-3:45pm	0	0	0	0	0	0	0	0	1	0	0	0	0	0	0
03.08.15	MTC 46	W-Tubas	3:46pm-4:00pm	0	0	3	0	0	0	0	0	1	0	0	0	0	0	0
03.08.15	MTC 46	W-Tubas	4:01pm-4:15pm	0	0	4	0	0	0	0	0	0	0	0	0	0	0	0
03.08.15	MTC 46	W-Tubas	4:16pm-4:30pm	0	0	4	0	0	0	0	0	0	0	0	0	0	0	0
03.08.15	MTC 46	W-Tubas	4:31pm-4:45pm	0	0	5	0	0	0	0	0	0	0	0	0	0	0	0
03.08.15	MTC 46	W-Tubas	4:46pm-5:00pm	0	0	2	0	0	0	0	0	0	0	0	0	0	0	0
03.08.15	MTC 46	W-Tubas	5:01pm-5:15pm	0	0	1	0	0	0	0	0	0	0	0	0	0	0	0
03.08.15	MTC 46	W-Tubas	5:16pm-5:30pm	0	0	3	0	0	0	0	0	0	0	0	0	0	0	0
03.08.15	MTC 46	W-Tubas	5:31pm-5:45pm	0	0	1	0	0	0	0	0	0	0	0	0	0	0	0
03.08.15	MTC 46	W-Tubas	5:46pm-6:00pm	0	0	5	0	0	0	0	0	0	0	0	0	0	0	0
03.08.15	MTC 46	W-Tubas	6:01pm-6:15pm	0	0	2	0	0	0	0	0	0	0	0	0	0	0	0
03.08.15	MTC 46	W-Tubas	6:16pm-6:30pm	0	0	2	0	0	0	0	0	0	0	0	0	0	0	0
03.08.15	MTC 46	W-Tubas	6:31pm-6:45pm	0	0	4	0	0	0	0	0	0	0	0	0	0	0	0
03.08.15	MTC 46	W-Tubas	6:46pm-7:00pm	0	0	2	0	0	0	0	0	0	0	0	0	0	0	0
03.08.15	MTC 46	W-Tubas	7:01pm-7:15pm	0	0	7	0	0	0	0	0	0	0	0	0	0	0	0
03.08.15	MTC 46	E-Aqaba	3:15pm-3:30pm	0	0	4	0	0	0	0	0	0	0	0	0	0	0	0
03.08.15	MTC 46	E-Aqaba	3:31pm-3:45pm	0	0	4	0	0	0	0	0	0	0	0	0	0	0	0
03.08.15	MTC 46	E-Aqaba	3:46pm-4:00pm	0	0	0	0	0	0	0	0	0	0	0	0	0	0	0
03.08.15	MTC 46	E-Aqaba	4:01pm-4:15pm	0	0	3	0	0	0	0	0	0	0	0	0	0	0	0
03.08.15	MTC 46	E-Aqaba	4:16pm-4:30pm	0	0	2	0	0	0	0	0	0	0	0	0	0	0	0
03.08.15	MTC 46	E-Aqaba	4:31pm-4:45pm	0	0	1	0	0	0	0	0	0	0	0	0	0	0	0
03.08.15	MTC 46	E-Aqaba	4:46pm-5:00pm	0	0	1	0	0	0	0	0	0	0	0	0	0	0	0
03.08.15	MTC 46	E-Aqaba	5:01pm-5:15pm	0	0	0	0	0	0	0	0	0	0	0	0	0	0	0
03.08.15	MTC 46	E-Aqaba	5:16pm-5:30pm	0	0	0	0	0	0	0	0	0	0	0	0	0	0	0
03.08.15	MTC 46	E-Aqaba	5:31pm-5:45pm	1	0	3	0	0	0	0	0	0	0	0	0	0	0	0
03.08.15	MTC 46	E-Aqaba	5:46pm-6:00pm	0	0	3	0	0	0	0	0	0	0	0	0	0	0	0
03.08.15	MTC 46	E-Aqaba	6:01pm-6:15pm	0	0	3	0	0	0	0	0	0	0	0	0	0	0	0
03.08.15	MTC 46	E-Aqaba	6:16pm-6:30pm	0	0	3	0	0	0	0	0	0	0	0	0	0	0	0
03.08.15	MTC 46	E-Aqaba	6:31pm-6:45pm	0	0	7	0	0	0	0	0	0	0	0	0	0	0	0
03.08.15	MTC 46	E-Aqaba	6:46pm-7:00pm	0	0	4	0	0	0	0	0	0	0	0	0	0	0	0
03.08.15	MTC 46	E-Aqaba	7:01pm-7:15pm	0	0	3	0	0	0	0	0	0	0	0	0	0	0	0



Tab 49. Manual Traffic Counts Original Survey Sheet - Location MTC 47

Date	Position	Direction	Time	1 MOTORCYCLE		2 PASSENGER CAR		3 LIGHT HEAVY VHLS		4 PRIVATE BUS		SERVICE		6 PUBLIC TRANSPORT		7 LARGE HEAVY VHLS #01		8 LARGE HEAVY VHLS #02	
				(AASHTO CLASS 1)	(AASHTO CLASS 2)	(AASHTO CLASS 3)	(AASHTO CLASS 4)	(AASHTO CLASS 5)	(AASHTO CLASS 6)	(AASHTO CLASS 7)	(AASHTO CLASS 8)	(AASHTO CLASS 9)	(AASHTO CLASS 10)	(AASHTO CLASS 11)	(AASHTO CLASS 12)	(AASHTO CLASS 13)	(AASHTO CLASS 14)	(AASHTO CLASS 15)	(AASHTO CLASS 16)
03.08.15	MTC 47	NE-Gaza City - City Centre	3:15pm-3:30pm	1 Motorcycle - white pl	2 Passenger car - white pl	3 Passenger car - green pl	4 Passenger car - yellow pl	5 Light Heavy vehicles - white pl	6 Light Heavy vehicles - yellow pl	7 Private Bus - white pl	8 Private Bus - yellow pl	9 Service (minibus - collective taxi) green pl	10 Public Transport - green pl	11 Public Transport - yellow pl	12 Large Heavy Vehicles - white pl	13 Large Heavy Vehicles - yellow pl	14 Large Heavy Vehicles - white pl	15 Large Heavy Vehicles - yellow pl	16 Large Heavy Vehicles - white pl
03.08.15	MTC 47	NE-Gaza City - City Centre	3:31pm-3:45pm	2	6	0	0	1	0	0	0	0	0	0	2	0	5	0	0
03.08.15	MTC 47	NE-Gaza City - City Centre	3:46pm-4:00pm	4	5	0	0	1	0	0	0	0	0	0	4	0	1	0	0
03.08.15	MTC 47	NE-Gaza City - City Centre	4:01pm-4:15pm	3	4	0	0	3	0	0	0	0	0	0	1	0	4	0	0
03.08.15	MTC 47	NE-Gaza City - City Centre	4:16pm-4:30pm	2	2	0	0	1	0	0	0	0	0	0	4	0	3	0	0
03.08.15	MTC 47	NE-Gaza City - City Centre	4:31pm-4:45pm	0	4	0	0	0	0	0	0	1	0	1	0	0	1	0	0
03.08.15	MTC 47	NE-Gaza City - City Centre	4:46pm-5:00pm	5	4	0	0	3	0	0	0	0	0	0	2	0	3	0	0
03.08.15	MTC 47	NE-Gaza City - City Centre	5:01pm-5:15pm	1	7	0	0	1	0	0	0	0	0	0	3	0	1	0	0
03.08.15	MTC 47	NE-Gaza City - City Centre	5:16pm-5:30pm	8	5	0	0	3	0	0	0	1	0	0	7	0	3	0	0
03.08.15	MTC 47	NE-Gaza City - City Centre	5:31pm-5:45pm	1	4	0	0	1	0	0	0	1	0	0	4	0	1	0	0
03.08.15	MTC 47	NE-Gaza City - City Centre	5:46pm-6:00pm	2	1	0	0	2	0	0	0	0	0	0	2	0	0	0	0
03.08.15	MTC 47	NE-Gaza City - City Centre	6:01pm-6:15pm	5	13	0	0	1	0	0	0	0	0	0	1	0	1	0	0
03.08.15	MTC 47	NE-Gaza City - City Centre	6:16pm-6:30pm	9	4	0	0	1	0	0	0	0	0	0	3	0	1	0	0
03.08.15	MTC 47	NE-Gaza City - City Centre	6:31pm-6:45pm	4	7	0	0	1	0	0	0	0	0	0	4	0	1	0	0
03.08.15	MTC 47	NE-Gaza City - City Centre	6:46pm-7:00pm	4	5	0	0	1	0	0	0	0	0	0	1	0	1	0	0
03.08.15	MTC 47	NE-Gaza City - City Centre	7:01pm-7:15pm	6	1	0	0	2	0	0	0	1	0	0	2	0	2	0	0
03.08.15	MTC 47	SW Nuseirat	3:15pm-3:30pm	4	5	0	0	1	0	0	0	0	0	0	1	0	2	0	0
03.08.15	MTC 47	SW Nuseirat	3:31pm-3:45pm	2	0	0	0	1	0	0	0	0	0	0	3	0	0	0	0
03.08.15	MTC 47	SW Nuseirat	3:46pm-4:00pm	1	4	0	0	2	0	0	0	0	0	0	0	0	5	0	0
03.08.15	MTC 47	SW Nuseirat	4:01pm-4:15pm	2	3	0	0	1	0	0	0	1	0	0	3	0	0	0	0
03.08.15	MTC 47	SW Nuseirat	4:16pm-4:30pm	3	4	0	0	2	0	0	0	0	0	0	1	0	3	0	0
03.08.15	MTC 47	SW Nuseirat	4:31pm-4:45pm	2	3	0	0	2	0	0	0	0	0	0	0	0	2	0	0
03.08.15	MTC 47	SW Nuseirat	4:46pm-5:00pm	1	0	0	0	0	0	0	0	0	0	0	1	0	2	0	0
03.08.15	MTC 47	SW Nuseirat	5:01pm-5:15pm	4	2	0	0	1	0	0	0	0	0	0	2	0	2	0	0
03.08.15	MTC 47	SW Nuseirat	5:16pm-5:30pm	2	6	0	0	0	0	0	0	1	0	0	2	0	4	0	0
03.08.15	MTC 47	SW Nuseirat	5:31pm-5:45pm	2	2	0	0	1	0	0	0	0	0	0	1	0	2	0	0
03.08.15	MTC 47	SW Nuseirat	5:46pm-6:00pm	3	4	0	0	0	0	0	0	1	0	0	5	0	1	0	0
03.08.15	MTC 47	SW Nuseirat	6:01pm-6:15pm	3	4	0	0	3	0	0	0	0	0	0	1	0	1	0	0
03.08.15	MTC 47	SW Nuseirat	6:16pm-6:30pm	3	2	0	0	1	0	0	0	0	0	0	1	0	2	0	0
03.08.15	MTC 47	SW Nuseirat	6:31pm-6:45pm	2	3	0	0	0	0	0	0	0	0	0	1	0	1	0	0
03.08.15	MTC 47	SW Nuseirat	6:46pm-7:00pm	5	2	0	0	2	0	0	0	1	0	0	1	0	1	0	0
03.08.15	MTC 47	SW Nuseirat	7:01pm-7:15pm	6	4	0	0	0	0	0	0	1	0	0	2	0	0	0	0
03.08.15	MTC 47	SW Nuseirat	7:16pm-7:30pm	1	2	0	0	1	0	0	0	0	0	0	1	0	0	0	0



Tab 50. Manual Traffic Counts Original Survey Sheet - Location MTC 48

Date	Position	Direction	Time	1 MOTORCYCLE		2 PASSENGER CAR		3 LIGHT HEAVY VHLS		4 PRIVATE BUS		SERVICE		6 PUBLIC TRANSPORT		7 LARGE HEAVY VHLS #01		8 LARGE HEAVY VHLS #02	
				(AASHTO CLASS 1)	(AASHTO CLASS 1)	(AASHTO CLASS 2)	(AASHTO CLASS 2)	(AASHTO CLASS 3 AND 5)	(AASHTO CLASS 3 AND 5)	(AASHTO CLASS 4)	(AASHTO CLASS 4)	(MINIBUS COLLECTIVE TAXI)	(AASHTO CLASS 4)	(AASHTO CLASS 4)	(AASHTO CLASS 4)	(AASHTO CLASS 6,7&9)	(AASHTO CLASS 6,7&9)	(AASHTO CLASS 10,11,12,13)	(AASHTO CLASS 10,11,12,13)
03.08.15	MTC 48	Coastline	3:15pm-3:30pm	19	0	16	0	0	3	0	0	0	0	0	0	3	0	0	0
03.08.15	MTC 48	Coastline	3:31pm-3:45pm	9	0	19	0	0	3	0	0	0	0	0	0	3	0	0	0
03.08.15	MTC 48	Coastline	3:46pm-4:00pm	5	0	17	0	0	3	0	0	0	0	0	0	2	0	0	0
03.08.15	MTC 48	Coastline	4:01pm-4:15pm	10	0	15	0	0	3	0	0	0	0	0	0	0	0	0	0
03.08.15	MTC 48	Coastline	4:16pm-4:30pm	20	0	12	0	0	0	0	0	0	0	0	0	0	0	0	0
03.08.15	MTC 48	Coastline	4:31pm-4:45pm	8	0	21	0	0	1	0	0	0	0	0	0	7	0	0	0
03.08.15	MTC 48	Coastline	4:46pm-5:00pm	15	0	18	0	0	2	0	0	2	1	0	0	1	0	0	0
03.08.15	MTC 48	Coastline	5:01pm-5:15pm	15	0	30	0	0	4	0	1	0	2	0	0	0	0	0	0
03.08.15	MTC 48	Coastline	5:16pm-5:30pm	22	0	18	0	0	3	0	2	1	0	0	0	1	0	0	0
03.08.15	MTC 48	Coastline	5:31pm-5:45pm	36	0	31	0	0	1	0	1	0	0	0	0	0	0	0	0
03.08.15	MTC 48	Coastline	5:46pm-6:00pm	24	0	28	0	0	3	0	0	1	0	0	0	2	0	0	0
03.08.15	MTC 48	Coastline	6:01pm-6:15pm	46	0	39	0	0	4	0	0	1	0	0	0	0	0	0	0
03.08.15	MTC 48	Coastline	6:16pm-6:30pm	31	0	18	0	0	2	0	0	1	0	0	0	1	0	0	0
03.08.15	MTC 48	Coastline	6:31pm-6:45pm	24	0	29	0	0	3	0	0	0	0	0	0	1	0	0	0
03.08.15	MTC 48	Coastline	6:46pm-7:00pm	21	0	27	0	0	4	0	0	0	0	0	0	0	0	0	0
03.08.15	MTC 48	Coastline	7:01pm-7:15pm	13	0	27	0	0	2	0	0	0	0	0	0	1	0	0	0
03.08.15	MTC 48	Khan Younis City Centre	3:15pm-3:30pm	9	0	18	0	0	0	0	0	1	2	0	0	0	0	0	0
03.08.15	MTC 48	Khan Younis City Centre	3:31pm-3:45pm	7	0	13	0	0	0	0	0	0	0	0	0	3	0	0	0
03.08.15	MTC 48	Khan Younis City Centre	3:46pm-4:00pm	9	0	8	0	0	2	0	1	0	0	0	0	2	0	0	0
03.08.15	MTC 48	Khan Younis City Centre	4:01pm-4:15pm	8	0	11	0	0	5	0	0	0	0	0	0	0	0	0	0
03.08.15	MTC 48	Khan Younis City Centre	4:16pm-4:30pm	8	0	8	0	0	1	0	0	1	0	0	0	0	0	0	0
03.08.15	MTC 48	Khan Younis City Centre	4:31pm-4:45pm	3	0	12	0	0	1	0	0	0	0	0	0	0	0	0	0
03.08.15	MTC 48	Khan Younis City Centre	4:46pm-5:00pm	11	0	10	0	0	1	0	0	1	0	0	0	4	0	0	0
03.08.15	MTC 48	Khan Younis City Centre	5:01pm-5:15pm	7	0	19	0	0	5	0	0	3	0	0	1	0	0	0	0
03.08.15	MTC 48	Khan Younis City Centre	5:16pm-5:30pm	9	0	11	0	0	4	0	0	1	0	0	0	0	0	0	0
03.08.15	MTC 48	Khan Younis City Centre	5:31pm-5:45pm	9	0	14	0	0	5	0	0	0	0	0	0	2	0	0	0
03.08.15	MTC 48	Khan Younis City Centre	5:46pm-6:00pm	10	0	17	0	0	1	0	0	0	0	0	0	1	0	0	0
03.08.15	MTC 48	Khan Younis City Centre	6:01pm-6:15pm	13	0	19	0	0	2	0	0	0	0	0	0	1	0	0	0
03.08.15	MTC 48	Khan Younis City Centre	6:16pm-6:30pm	10	0	23	0	0	4	0	0	0	0	0	0	2	0	0	0
03.08.15	MTC 48	Khan Younis City Centre	6:31pm-6:45pm	17	0	15	0	0	3	0	0	1	0	0	0	1	0	0	0
03.08.15	MTC 48	Khan Younis City Centre	6:46pm-7:00pm	13	0	11	0	0	0	0	0	0	0	0	0	1	0	0	0
03.08.15	MTC 48	Khan Younis City Centre	7:01pm-7:15pm	16	0	13	0	0	3	0	1	0	0	0	0	1	0	0	0



Tab 51. Manual Traffic Counts Original Survey Sheet - Location MTC 49

Date	Position	Direction	Time	1 MOTORCYCLE		2 PASSENGER CAR		3 LIGHT HEAVY VHLS		4 PRIVATE BUS		SERVICE (MINIBUS COLLECTIVE TAXI)	6 PUBLIC TRANSPORT		7 LARGE HEAVY VHLS #01		8 LARGE HEAVY VHLS #02	
				(AASHTO CLASS 1)	(AASHTO CLASS 2)	(AASHTO CLASS 3)	(AASHTO CLASS 4)	(AASHTO CLASS 5)	(AASHTO CLASS 6)	(AASHTO CLASS 7)	(AASHTO CLASS 8)	(AASHTO CLASS 9)	(AASHTO CLASS 10)	(AASHTO CLASS 11)	(AASHTO CLASS 12)	(AASHTO CLASS 13)	(AASHTO CLASS 14)	(AASHTO CLASS 15)
03.08.15	MTC 49	Coastline	3:15pm-3:30pm	11	0	91	0	17	0	0	0	13	7	0	3	0	1	0
03.08.15	MTC 49	Coastline	3:31pm-3:45pm	20	0	87	0	18	0	0	0	12	3	0	6	0	1	0
03.08.15	MTC 49	Coastline	3:46pm-4:00pm	18	0	107	0	10	0	0	0	10	5	0	9	0	1	0
03.08.15	MTC 49	Coastline	4:01pm-4:15pm	24	0	109	0	13	0	0	0	16	0	0	6	0	2	0
03.08.15	MTC 49	Coastline	4:16pm-4:30pm	19	0	118	0	15	0	0	0	7	4	0	4	0	0	0
03.08.15	MTC 49	Coastline	4:31pm-4:45pm	18	0	109	0	19	0	0	0	13	3	0	0	0	0	0
03.08.15	MTC 49	Coastline	4:46pm-5:00pm	23	0	113	0	11	0	0	0	6	1	0	9	0	2	0
03.08.15	MTC 49	Coastline	5:01pm-5:15pm	23	0	113	0	10	0	0	0	9	2	0	3	0	0	0
03.08.15	MTC 49	Coastline	5:16pm-5:30pm	27	0	135	0	12	0	0	0	6	0	0	6	0	2	0
03.08.15	MTC 49	Coastline	5:31pm-5:45pm	25	0	143	0	11	0	0	0	17	1	0	7	0	1	0
03.08.15	MTC 49	Coastline	5:46pm-6:00pm	30	0	145	0	14	0	0	0	19	2	0	5	0	2	0
03.08.15	MTC 49	Coastline	6:01pm-6:15pm	33	0	31	0	13	0	0	0	8	0	0	5	0	1	0
03.08.15	MTC 49	Coastline	6:16pm-6:30pm	38	0	138	0	21	0	0	0	7	0	0	6	0	0	0
03.08.15	MTC 49	Coastline	6:31pm-6:45pm	26	0	112	0	10	0	0	0	14	1	0	2	0	0	0
03.08.15	MTC 49	Coastline	6:46pm-7:00pm	14	0	152	0	19	0	0	0	17	7	0	8	0	2	0
03.08.15	MTC 49	Coastline	7:01pm-7:15pm	28	0	175	0	19	0	0	0	14	2	0	2	0	1	0
03.08.15	MTC 49	Salah Al Din	3:15pm-3:30pm	17	0	100	0	9	0	0	0	15	0	0	6	0	0	0
03.08.15	MTC 49	Salah Al Din	3:31pm-3:45pm	17	0	70	0	2	0	0	0	11	1	0	1	0	1	0
03.08.15	MTC 49	Salah Al Din	3:46pm-4:00pm	19	0	79	0	2	0	0	0	15	0	0	0	0	0	0
03.08.15	MTC 49	Salah Al Din	4:01pm-4:15pm	28	0	105	0	9	0	0	0	8	0	0	5	0	0	0
03.08.15	MTC 49	Salah Al Din	4:16pm-4:30pm	22	0	120	0	0	0	0	0	17	0	0	7	0	1	0
03.08.15	MTC 49	Salah Al Din	4:31pm-4:45pm	13	0	108	0	1	0	0	0	11	0	0	12	0	0	0
03.08.15	MTC 49	Salah Al Din	4:46pm-5:00pm	16	0	107	0	7	0	0	0	8	0	0	7	0	1	0
03.08.15	MTC 49	Salah Al Din	5:01pm-5:15pm	18	0	81	0	3	0	0	0	17	0	0	4	0	0	0
03.08.15	MTC 49	Salah Al Din	5:16pm-5:30pm	10	0	97	0	7	0	0	0	6	0	0	4	0	0	0
03.08.15	MTC 49	Salah Al Din	5:31pm-5:45pm	18	0	97	0	4	0	0	0	11	0	0	1	0	0	0
03.08.15	MTC 49	Salah Al Din	5:46pm-6:00pm	31	0	114	0	13	0	0	0	10	1	0	4	0	0	0
03.08.15	MTC 49	Salah Al Din	6:01pm-6:15pm	20	0	139	0	15	0	0	0	11	1	0	1	0	0	0
03.08.15	MTC 49	Salah Al Din	6:16pm-6:30pm	29	0	140	0	15	0	0	0	7	1	0	3	0	1	0
03.08.15	MTC 49	Salah Al Din	6:31pm-6:45pm	21	0	136	0	12	0	0	0	11	0	0	1	0	0	0
03.08.15	MTC 49	Salah Al Din	6:46pm-7:00pm	25	0	76	0	13	0	0	0	0	0	0	0	0	0	0
03.08.15	MTC 49	Salah Al Din	7:01pm-7:15pm	27	0	101	0	11	0	0	0	11	3	0	3	0	1	0



Tab 52. Manual Traffic Counts Original Survey Sheet - Location 01_OD_A

Date	Position	Direction	Time	1 MOTORCYCLE		2 PASSENGER CAR		3 LIGHT HEAVY VHLS		4 PRIVATE BUS		SERVICE		6 PUBLIC TRANSPORT		7 LARGE HEAVY VHLS #01		8 LARGE HEAVY VHLS #02	
				(AASHTO CLASS 1)	(AASHTO CLASS 1)	(AASHTO CLASS 2)	(AASHTO CLASS 2)	(AASHTO CLASS 3 AND 5)	(AASHTO CLASS 3 AND 5)	(AASHTO CLASS 4)	(AASHTO CLASS 4)	(MINIBUS COLLECTIVE TAXI)	(AASHTO CLASS 4)	(AASHTO CLASS 4)	(AASHTO CLASS 4)	(AASHTO CLASS 6,7,8,9)	(AASHTO CLASS 6,7,8,9)	(AASHTO CLASS 10,11,12,13)	(AASHTO CLASS 10,11,12,13)
03.08.15	MTC_01-OD-typeA	NW-Zbuba	3:15pm-3:30pm	0	0	60	2	2	10	0	0	12	0	0	0	2	0	0	0
03.08.15	MTC_01-OD-typeA	NW-Zbuba	3:31pm-3:45pm	1	0	49	2	6	7	0	0	16	1	0	0	0	1	0	0
03.08.15	MTC_01-OD-typeA	NW-Zbuba	3:46pm-4:00pm	0	0	57	4	2	11	0	0	8	2	0	1	0	0	0	1
03.08.15	MTC_01-OD-typeA	NW-Zbuba	4:01pm-4:15pm	0	0	40	2	3	7	2	0	11	2	0	0	0	0	0	0
03.08.15	MTC_01-OD-typeA	NW-Zbuba	4:16pm-4:30pm	0	0	50	5	5	2	0	0	14	0	0	0	0	0	0	0
03.08.15	MTC_01-OD-typeA	NW-Zbuba	4:31pm-4:45pm	0	0	53	9	3	4	1	0	16	0	0	0	0	0	0	0
03.08.15	MTC_01-OD-typeA	NW-Zbuba	4:46pm-5:00pm	0	0	60	3	5	9	0	0	15	0	0	0	0	0	0	0
03.08.15	MTC_01-OD-typeA	NW-Zbuba	5:01pm-5:15pm	0	0	59	4	4	8	0	0	11	0	0	0	0	0	0	0
03.08.15	MTC_01-OD-typeA	NW-Zbuba	5:16pm-5:30pm	0	0	55	3	1	7	1	0	15	0	0	2	0	0	1	0
03.08.15	MTC_01-OD-typeA	NW-Zbuba	5:31pm-5:45pm	0	1	62	3	3	1	0	0	13	0	0	3	0	0	0	0
03.08.15	MTC_01-OD-typeA	NW-Zbuba	5:46pm-6:00pm	0	0	65	5	3	5	3	0	10	0	0	0	0	0	0	0
03.08.15	MTC_01-OD-typeA	NW-Zbuba	6:01pm-6:15pm	1	0	69	9	1	10	0	0	13	0	0	3	1	0	0	0
03.08.15	MTC_01-OD-typeA	NW-Zbuba	6:16pm-6:30pm	1	0	82	3	4	11	0	0	16	0	0	2	0	0	0	0
03.08.15	MTC_01-OD-typeA	NW-Zbuba	6:31pm-6:45pm	0	0	55	2	3	9	1	0	11	0	0	1	0	0	0	0
03.08.15	MTC_01-OD-typeA	NW-Zbuba	6:46pm-7:00pm	0	0	57	7	4	6	1	0	12	0	0	2	1	0	0	0
03.08.15	MTC_01-OD-typeA	NW-Zbuba	7:01pm-7:15pm	2	0	61	4	0	6	2	0	9	1	0	1	0	0	0	0
03.08.15	MTC_01-OD-typeA	SE-Jenin	3:15pm-3:30pm	1	0	32	2	1	8	0	0	16	0	0	4	0	0	0	0
03.08.15	MTC_01-OD-typeA	SE-Jenin	3:31pm-3:45pm	0	0	21	4	2	7	0	0	11	0	0	1	0	0	0	0
03.08.15	MTC_01-OD-typeA	SE-Jenin	3:46pm-4:00pm	0	0	21	3	2	4	1	0	11	0	0	1	0	0	0	0
03.08.15	MTC_01-OD-typeA	SE-Jenin	4:01pm-4:15pm	0	0	29	1	2	4	0	0	15	0	0	4	0	0	0	0
03.08.15	MTC_01-OD-typeA	SE-Jenin	4:16pm-4:30pm	0	0	31	4	1	3	0	0	8	1	0	2	0	0	0	0
03.08.15	MTC_01-OD-typeA	SE-Jenin	4:31pm-4:45pm	0	0	30	3	0	0	0	0	8	2	0	1	1	0	0	0
03.08.15	MTC_01-OD-typeA	SE-Jenin	4:46pm-5:00pm	0	0	28	4	2	1	0	0	14	0	0	1	1	1	0	0
03.08.15	MTC_01-OD-typeA	SE-Jenin	5:01pm-5:15pm	0	0	29	2	4	4	0	0	14	0	0	1	0	0	0	0
03.08.15	MTC_01-OD-typeA	SE-Jenin	5:16pm-5:30pm	1	0	30	7	3	6	0	0	12	0	0	0	0	0	1	0
03.08.15	MTC_01-OD-typeA	SE-Jenin	5:31pm-5:45pm	0	0	32	4	4	4	0	0	8	0	0	2	0	0	0	0
03.08.15	MTC_01-OD-typeA	SE-Jenin	5:46pm-6:00pm	1	0	28	4	2	5	0	0	13	0	0	3	0	1	0	0
03.08.15	MTC_01-OD-typeA	SE-Jenin	6:01pm-6:15pm	0	0	38	3	2	2	0	0	14	0	0	3	0	0	0	0
03.08.15	MTC_01-OD-typeA	SE-Jenin	6:16pm-6:30pm	0	0	35	3	3	4	0	0	9	0	0	2	1	0	0	0
03.08.15	MTC_01-OD-typeA	SE-Jenin	6:31pm-6:45pm	0	0	27	8	5	3	0	0	6	0	0	0	0	0	0	0
03.08.15	MTC_01-OD-typeA	SE-Jenin	6:46pm-7:00pm	0	0	33	2	0	5	1	0	6	0	0	0	0	0	0	0
03.08.15	MTC_01-OD-typeA	SE-Jenin	7:01pm-7:15pm	2	0	49	6	5	7	1	0	7	0	0	1	0	0	0	0



Tab 53. Manual Traffic Counts Original Survey Sheet - Location 02_OD_A

Date	Position	Direction	Time	1 MOTORCYCLE		2 PASSENGER CAR		3 LIGHT HEAVY VHLS		4 PRIVATE BUS		SERVICE		6 PUBLIC TRANSPORT		7 LARGE HEAVY VHLS #01		8 LARGE HEAVY VHLS #02	
				(AASHTO CLASS 1)	(AASHTO CLASS 1)	(AASHTO CLASS 2)	(AASHTO CLASS 2)	(AASHTO CLASS 3 AND 5)	(AASHTO CLASS 3 AND 5)	(AASHTO CLASS 4)	(AASHTO CLASS 4)	(MINIBUS COLLECTIVE TAXI)	(AASHTO CLASS 4)	(AASHTO CLASS 4)	(AASHTO CLASS 4)	(AASHTO CLASS 6,7&9)	(AASHTO CLASS 6,7&9)	(AASHTO CLASS 10,11,12,13)	(AASHTO CLASS 10,11,12,13)
03.08.15	MTC 02-OD-typeA	N-Jalama	3:15pm-3:30pm	1 Motorcycle - white pl	2 0	2 3	3 50	3 3	3 50	4 2	2 0	8 8	1 0	0 0	0 0	0 0	0 0	0 0	0 0
03.08.15	MTC 02-OD-typeA	N-Jalama	3:31pm-3:45pm	1 Motorcycle - white pl	0	20 7	52 4	5 1	5 1	2 0	2 0	4 1	1 0	1 0	1 0	0 0	0 0	0 0	0 0
03.08.15	MTC 02-OD-typeA	N-Jalama	3:46pm-4:00pm	1 Motorcycle - white pl	0	14 4	38 2	3 0	3 0	0 0	0 0	4 1	1 0	1 0	1 0	0 0	0 0	0 0	0 0
03.08.15	MTC 02-OD-typeA	N-Jalama	4:01pm-4:15pm	1 Motorcycle - white pl	0	12 3	48 2	6 0	6 0	0 0	0 0	5 0	0 0	0 0	1 0	0 0	0 0	0 0	0 0
03.08.15	MTC 02-OD-typeA	N-Jalama	4:16pm-4:30pm	1 Motorcycle - white pl	0	22 7	44 2	1 0	1 0	0 0	0 0	1 0	0 0	0 0	2 0	0 0	0 0	0 0	0 0
03.08.15	MTC 02-OD-typeA	N-Jalama	4:31pm-4:45pm	1 Motorcycle - white pl	0	16 5	45 3	1 0	1 0	0 0	0 0	4 0	1 0	1 0	1 0	0 0	0 0	0 0	0 0
03.08.15	MTC 02-OD-typeA	N-Jalama	4:46pm-5:00pm	1 Motorcycle - white pl	0	16 6	42 2	7 0	7 0	0 0	0 0	3 1	0 0	0 0	0 0	0 0	0 0	0 0	0 0
03.08.15	MTC 02-OD-typeA	N-Jalama	5:01pm-5:15pm	1 Motorcycle - white pl	0	23 11	42 2	1 0	1 0	0 0	0 0	1 1	1 0	1 0	1 0	0 0	0 0	0 0	0 0
03.08.15	MTC 02-OD-typeA	N-Jalama	5:16pm-5:30pm	1 Motorcycle - white pl	0	27 8	28 5	1 0	1 0	0 0	0 0	2 0	1 0	1 0	1 0	0 0	0 0	0 0	0 0
03.08.15	MTC 02-OD-typeA	N-Jalama	5:31pm-5:45pm	1 Motorcycle - white pl	3	26 7	40 1	3 0	3 0	0 0	0 0	1 0	0 0	0 0	0 0	0 0	0 0	0 0	0 0
03.08.15	MTC 02-OD-typeA	N-Jalama	5:46pm-6:00pm	1 Motorcycle - white pl	0	22 4	33 3	3 0	3 0	0 0	0 0	3 0	0 0	0 0	0 0	0 0	0 0	0 0	0 0
03.08.15	MTC 02-OD-typeA	N-Jalama	6:01pm-6:15pm	1 Motorcycle - white pl	0	13 8	52 1	0 0	0 0	0 0	0 0	1 0	0 0	0 0	0 0	0 0	0 0	0 0	0 0
03.08.15	MTC 02-OD-typeA	N-Jalama	6:16pm-6:30pm	1 Motorcycle - white pl	0	17 2	44 3	1 0	1 0	0 0	0 0	1 0	0 0	0 0	1 0	0 0	0 0	0 0	0 0
03.08.15	MTC 02-OD-typeA	N-Jalama	6:31pm-6:45pm	1 Motorcycle - white pl	4	27 5	52 1	2 0	2 0	0 0	0 0	1 0	0 0	0 0	0 0	0 0	0 0	0 0	0 0
03.08.15	MTC 02-OD-typeA	N-Jalama	6:46pm-7:00pm	1 Motorcycle - white pl	3	23 2	36 3	7 0	7 0	0 0	0 0	1 0	0 0	0 0	0 0	0 0	0 0	0 0	0 0
03.08.15	MTC 02-OD-typeA	N-Jalama	7:01pm-7:15pm	1 Motorcycle - white pl	0	28 5	7 1	0 0	0 0	0 0	0 0	1 0	0 0	0 0	0 0	0 0	0 0	0 0	0 0
03.08.15	MTC 02-OD-typeA	S-Jenin	3:15pm-3:30pm	1 Motorcycle - white pl	0	24 4	15 7	0 0	0 0	0 0	0 0	3 1	0 0	2 0	2 0	0 0	0 0	0 0	0 0
03.08.15	MTC 02-OD-typeA	S-Jenin	3:31pm-3:45pm	1 Motorcycle - white pl	1	22 5	21 1	0 0	0 0	0 0	0 0	7 2	0 0	0 0	0 0	0 0	0 0	0 0	0 0
03.08.15	MTC 02-OD-typeA	S-Jenin	3:46pm-4:00pm	1 Motorcycle - white pl	0	17 2	21 1	1 0	1 0	0 0	0 0	3 1	0 0	0 0	0 0	0 0	0 0	0 0	0 0
03.08.15	MTC 02-OD-typeA	S-Jenin	4:01pm-4:15pm	1 Motorcycle - white pl	0	27 2	22 0	2 0	2 0	0 0	0 0	3 1	0 0	0 0	0 0	0 0	0 0	0 0	0 0
03.08.15	MTC 02-OD-typeA	S-Jenin	4:16pm-4:30pm	1 Motorcycle - white pl	0	23 2	24 1	1 0	1 0	0 0	0 0	3 0	0 0	0 0	0 0	0 0	0 0	0 0	0 0
03.08.15	MTC 02-OD-typeA	S-Jenin	4:31pm-4:45pm	1 Motorcycle - white pl	0	61 12	19 2	0 0	0 0	0 0	0 0	4 1	1 0	1 0	1 0	0 0	0 0	0 0	0 0
03.08.15	MTC 02-OD-typeA	S-Jenin	4:46pm-5:00pm	1 Motorcycle - white pl	0	27 3	18 2	5 0	5 0	0 0	0 0	3 2	0 0	2 0	2 0	0 0	0 0	0 0	0 0
03.08.15	MTC 02-OD-typeA	S-Jenin	5:01pm-5:15pm	1 Motorcycle - white pl	1	24 5	18 5	0 0	0 0	0 0	0 0	3 0	0 0	0 0	0 0	0 0	0 0	0 0	0 0
03.08.15	MTC 02-OD-typeA	S-Jenin	5:16pm-5:30pm	1 Motorcycle - white pl	1	17 7	12 0	0 0	0 0	0 0	0 0	1 0	0 0	0 0	0 0	0 0	0 0	0 0	0 0
03.08.15	MTC 02-OD-typeA	S-Jenin	5:31pm-5:45pm	1 Motorcycle - white pl	0	22 4	5 1	0 0	0 0	0 0	0 0	2 0	0 0	0 0	0 0	0 0	0 0	0 0	0 0
03.08.15	MTC 02-OD-typeA	S-Jenin	5:46pm-6:00pm	1 Motorcycle - white pl	0	36 8	11 1	0 0	0 0	0 0	0 0	2 0	0 0	0 0	0 0	0 0	0 0	0 0	0 0
03.08.15	MTC 02-OD-typeA	S-Jenin	6:01pm-6:15pm	1 Motorcycle - white pl	0	14 4	13 3	0 0	0 0	0 0	0 0	2 0	1 0	0 0	0 0	0 0	0 0	0 0	0 0
03.08.15	MTC 02-OD-typeA	S-Jenin	6:16pm-6:30pm	1 Motorcycle - white pl	0	24 2	11 0	1 0	1 0	0 0	0 0	2 0	0 0	0 0	2 0	0 0	0 0	0 0	0 0
03.08.15	MTC 02-OD-typeA	S-Jenin	6:31pm-6:45pm	1 Motorcycle - white pl	2	22 8	10 1	2 0	2 0	0 0	0 0	0 0	0 0	0 0	0 0	0 0	0 0	0 0	0 0
03.08.15	MTC 02-OD-typeA	S-Jenin	6:46pm-7:00pm	1 Motorcycle - white pl	0	24 3	3 3	2 1	2 1	0 0	0 0	2 0	0 0	0 0	0 0	0 0	0 0	0 0	0 0
03.08.15	MTC 02-OD-typeA	S-Jenin	7:01pm-7:15pm	1 Motorcycle - white pl	3	23 6	3 3	0 0	0 0	0 0	0 0	0 0	0 0	0 0	0 0	0 0	0 0	0 0	0 0



Tab 54. Manual Traffic Counts Original Survey Sheet - Location 03_OD_A

Date	Position	Direction	Time	1 MOTORCYCLE		2 PASSENGER CAR		3 LIGHT HEAVY VHLS		4 PRIVATE BUS		SERVICE		6 PUBLIC TRANSPORT		7 LARGE HEAVY VHLS #01		8 LARGE HEAVY VHLS #02	
				(AASHTO CLASS 1)	(AASHTO CLASS 1)	(AASHTO CLASS 2)	(AASHTO CLASS 2)	(AASHTO CLASS 3 AND 5)	(AASHTO CLASS 3 AND 5)	(AASHTO CLASS 4)	(AASHTO CLASS 4)	(MINIBUS COLLECTIVE TAXI)	(AASHTO CLASS 4)	(AASHTO CLASS 4)	(AASHTO CLASS 4)	(AASHTO CLASS 6,7&9)	(AASHTO CLASS 6,7&9)	(AASHTO CLASS 10,11,12,13)	(AASHTO CLASS 10,11,12,13)
03.08.15	MTC 03-OD-typeA	N-Jenin	3:15pm-3:30pm	0	0	51	5	4	4	1	0	0	26	2	1	11	0	1	0
03.08.15	MTC 03-OD-typeA	N-Jenin	3:31pm-3:45pm	0	0	68	5	5	10	1	0	0	12	0	0	2	0	0	1
03.08.15	MTC 03-OD-typeA	N-Jenin	3:46pm-4:00pm	0	0	61	11	7	6	2	0	0	19	1	0	4	0	0	0
03.08.15	MTC 03-OD-typeA	N-Jenin	4:01pm-4:15pm	0	0	53	5	5	5	1	0	0	19	2	0	11	0	1	0
03.08.15	MTC 03-OD-typeA	N-Jenin	4:16pm-4:30pm	1	0	41	3	1	5	0	0	0	16	4	0	6	0	0	0
03.08.15	MTC 03-OD-typeA	N-Jenin	4:31pm-4:45pm	1	0	55	7	6	8	1	0	0	12	1	0	4	0	0	0
03.08.15	MTC 03-OD-typeA	N-Jenin	4:46pm-5:00pm	0	0	57	6	6	8	2	0	0	13	2	0	8	0	0	0
03.08.15	MTC 03-OD-typeA	N-Jenin	5:01pm-5:15pm	0	0	85	8	5	6	2	0	0	12	0	0	4	0	0	0
03.08.15	MTC 03-OD-typeA	N-Jenin	5:16pm-5:30pm	0	0	57	9	1	3	1	0	0	11	2	0	6	0	0	0
03.08.15	MTC 03-OD-typeA	N-Jenin	5:31pm-5:45pm	3	0	44	1	4	2	2	0	0	11	1	0	5	0	0	0
03.08.15	MTC 03-OD-typeA	N-Jenin	5:46pm-6:00pm	3	0	47	4	10	9	1	0	0	16	1	0	7	1	1	0
03.08.15	MTC 03-OD-typeA	N-Jenin	6:01pm-6:15pm	2	0	73	1	0	7	1	0	0	10	0	0	5	0	1	0
03.08.15	MTC 03-OD-typeA	N-Jenin	6:16pm-6:30pm	0	0	61	1	4	6	0	0	0	6	0	1	5	1	1	0
03.08.15	MTC 03-OD-typeA	N-Jenin	6:31pm-6:45pm	0	0	77	8	3	4	3	0	0	8	0	0	1	2	1	0
03.08.15	MTC 03-OD-typeA	N-Jenin	6:46pm-7:00pm	0	0	74	5	2	3	0	0	0	4	0	0	8	0	0	0
03.08.15	MTC 03-OD-typeA	N-Jenin	7:01pm-7:15pm	0	0	67	6	2	5	0	0	0	7	0	0	12	1	0	0
03.08.15	MTC 03-OD-typeA	S-Nabius	3:15pm-3:30pm	0	0	91	6	6	5	1	6	0	18	4	0	5	0	0	0
03.08.15	MTC 03-OD-typeA	S-Nabius	3:31pm-3:45pm	0	0	90	5	10	6	0	4	0	15	0	0	6	0	0	0
03.08.15	MTC 03-OD-typeA	S-Nabius	3:46pm-4:00pm	0	0	90	6	2	12	0	2	0	33	2	0	2	0	0	0
03.08.15	MTC 03-OD-typeA	S-Nabius	4:01pm-4:15pm	2	0	105	7	2	6	0	1	0	16	3	0	14	0	3	0
03.08.15	MTC 03-OD-typeA	S-Nabius	4:16pm-4:30pm	1	0	88	6	5	7	0	4	0	14	1	0	8	0	3	0
03.08.15	MTC 03-OD-typeA	S-Nabius	4:31pm-4:45pm	1	0	74	6	7	3	1	0	0	17	2	0	5	0	0	0
03.08.15	MTC 03-OD-typeA	S-Nabius	4:46pm-5:00pm	0	0	82	4	1	5	0	2	0	15	4	0	5	0	0	0
03.08.15	MTC 03-OD-typeA	S-Nabius	5:01pm-5:15pm	0	0	94	10	7	6	1	4	0	14	0	0	8	1	0	0
03.08.15	MTC 03-OD-typeA	S-Nabius	5:16pm-5:30pm	0	0	101	4	2	5	0	2	0	15	1	0	4	0	0	0
03.08.15	MTC 03-OD-typeA	S-Nabius	5:31pm-5:45pm	2	0	61	5	4	6	0	1	0	15	2	0	5	0	1	0
03.08.15	MTC 03-OD-typeA	S-Nabius	5:46pm-6:00pm	0	0	74	3	8	8	1	1	0	14	0	0	6	1	0	0
03.08.15	MTC 03-OD-typeA	S-Nabius	6:01pm-6:15pm	1	0	70	4	2	7	0	2	0	12	2	0	6	1	1	0
03.08.15	MTC 03-OD-typeA	S-Nabius	6:16pm-6:30pm	0	0	78	5	3	3	0	1	1	20	2	0	5	0	0	0
03.08.15	MTC 03-OD-typeA	S-Nabius	6:31pm-6:45pm	0	0	100	7	5	6	0	4	0	13	1	0	7	0	0	0
03.08.15	MTC 03-OD-typeA	S-Nabius	6:46pm-7:00pm	1	0	90	7	4	6	0	5	0	12	0	0	4	0	0	0
03.08.15	MTC 03-OD-typeA	S-Nabius	7:01pm-7:15pm	0	0	105	2	4	7	0	1	0	5	3	0	11	0	0	0



Tab 55. Manual Traffic Counts Original Survey Sheet - Location 04_OD_A

Date	Position	Direction	Time	1 MOTORCYCLE		2 PASSENGER CAR		3 LIGHT HEAVY VHLS		4 PRIVATE BUS		SERVICE		6 PUBLIC TRANSPORT		7 LARGE HEAVY VHLS #01		8 LARGE HEAVY VHLS #02	
				(AASHTO CLASS 1)	(AASHTO CLASS 1)	(AASHTO CLASS 2)	(AASHTO CLASS 2)	(AASHTO CLASS 3 AND 5)	(AASHTO CLASS 3 AND 5)	(AASHTO CLASS 4)	(AASHTO CLASS 4)	(MINIBUS COLLECTIVE TAXI)	(AASHTO CLASS 4)	(AASHTO CLASS 4)	(AASHTO CLASS 4)	(AASHTO CLASS 6,7&9)	(AASHTO CLASS 6,7&9)	(AASHTO CLASS 10,11,12,13)	(AASHTO CLASS 10,11,12,13)
03.08.15	MTC 04-OD-typeA	N-Jenin	3:15pm-3:30pm	0	0	20	7	2	3	0	3	0	4	2	0	5	0	0	0
03.08.15	MTC 04-OD-typeA	N-Jenin	3:31pm-3:45pm	1	0	22	4	2	2	0	3	0	6	0	0	3	0	0	0
03.08.15	MTC 04-OD-typeA	N-Jenin	3:46pm-4:00pm	0	0	20	3	0	2	0	1	0	5	1	0	1	0	0	0
03.08.15	MTC 04-OD-typeA	N-Jenin	4:01pm-4:15pm	0	0	15	2	0	2	0	0	0	1	1	0	0	0	1	0
03.08.15	MTC 04-OD-typeA	N-Jenin	4:16pm-4:30pm	0	0	23	3	0	2	0	6	0	5	0	0	1	0	0	0
03.08.15	MTC 04-OD-typeA	N-Jenin	4:31pm-4:45pm	0	0	33	5	0	2	0	2	0	3	1	0	4	0	0	0
03.08.15	MTC 04-OD-typeA	N-Jenin	4:46pm-5:00pm	0	0	29	7	0	5	0	2	0	2	1	0	6	0	1	0
03.08.15	MTC 04-OD-typeA	N-Jenin	5:01pm-5:15pm	0	0	34	4	0	2	0	1	0	1	1	0	7	0	1	0
03.08.15	MTC 04-OD-typeA	N-Jenin	5:16pm-5:30pm	0	0	30	4	0	2	0	2	0	3	1	0	2	0	1	0
03.08.15	MTC 04-OD-typeA	N-Jenin	5:31pm-5:45pm	0	0	38	5	1	5	0	1	0	2	0	0	7	0	2	0
03.08.15	MTC 04-OD-typeA	N-Jenin	5:46pm-6:00pm	0	0	28	7	0	8	0	1	0	8	0	0	5	0	0	0
03.08.15	MTC 04-OD-typeA	N-Jenin	6:01pm-6:15pm	0	0	27	7	1	3	0	0	0	2	0	0	5	0	0	0
03.08.15	MTC 04-OD-typeA	N-Jenin	6:16pm-6:30pm	0	0	34	8	0	7	0	1	0	3	0	0	6	0	1	0
03.08.15	MTC 04-OD-typeA	N-Jenin	6:31pm-6:45pm	0	0	30	8	0	4	0	4	0	4	0	0	6	0	2	0
03.08.15	MTC 04-OD-typeA	N-Jenin	6:46pm-7:00pm	0	0	23	11	0	7	0	0	0	2	0	0	8	0	0	1
03.08.15	MTC 04-OD-typeA	N-Jenin	7:01pm-7:15pm	0	0	43	5	1	4	0	2	0	3	1	0	2	0	0	0
03.08.15	MTC 04-OD-typeA	S-Tubas	3:15pm-3:30pm	0	0	33	4	5	0	0	1	1	4	0	0	5	0	1	0
03.08.15	MTC 04-OD-typeA	S-Tubas	3:31pm-3:45pm	0	0	16	7	0	5	0	0	0	2	0	0	5	0	0	0
03.08.15	MTC 04-OD-typeA	S-Tubas	3:46pm-4:00pm	0	0	17	6	0	6	0	0	0	2	0	0	7	0	0	0
03.08.15	MTC 04-OD-typeA	S-Tubas	4:01pm-4:15pm	0	0	31	3	1	5	0	0	0	3	1	0	2	0	0	0
03.08.15	MTC 04-OD-typeA	S-Tubas	4:16pm-4:30pm	0	0	30	2	1	3	0	0	0	2	0	0	5	1	0	0
03.08.15	MTC 04-OD-typeA	S-Tubas	4:31pm-4:45pm	0	0	27	5	0	2	0	0	0	4	0	0	5	0	1	0
03.08.15	MTC 04-OD-typeA	S-Tubas	4:46pm-5:00pm	0	0	41	5	1	6	0	0	0	2	0	0	8	0	1	0
03.08.15	MTC 04-OD-typeA	S-Tubas	5:01pm-5:15pm	0	0	32	5	0	4	0	3	0	2	1	0	2	0	0	1
03.08.15	MTC 04-OD-typeA	S-Tubas	5:16pm-5:30pm	0	0	26	5	1	8	0	1	0	4	1	0	8	0	0	0
03.08.15	MTC 04-OD-typeA	S-Tubas	5:31pm-5:45pm	0	0	23	6	1	4	0	1	0	4	0	0	4	0	2	0
03.08.15	MTC 04-OD-typeA	S-Tubas	5:46pm-6:00pm	0	0	31	7	0	5	0	0	0	3	2	0	3	0	0	0
03.08.15	MTC 04-OD-typeA	S-Tubas	6:01pm-6:15pm	0	0	22	8	1	6	0	2	0	1	0	0	4	0	0	0
03.08.15	MTC 04-OD-typeA	S-Tubas	6:16pm-6:30pm	0	0	28	6	1	5	0	1	1	1	0	0	8	0	0	0
03.08.15	MTC 04-OD-typeA	S-Tubas	6:31pm-6:45pm	0	0	30	9	1	2	0	0	0	3	0	0	3	0	0	0
03.08.15	MTC 04-OD-typeA	S-Tubas	6:46pm-7:00pm	0	0	25	5	2	5	0	2	0	3	0	0	4	0	0	0
03.08.15	MTC 04-OD-typeA	S-Tubas	7:01pm-7:15pm	0	0	37	7	0	3	0	1	0	2	1	0	7	0	0	0



Tab 56. Manual Traffic Counts Original Survey Sheet - Location 05_OD_A

Date	Position	Direction	Time	1 MOTORCYCLE		2 PASSENGER CAR		3 LIGHT HEAVY VHLS		4 PRIVATE BUS		SERVICE		6 PUBLIC TRANSPORT		7 LARGE HEAVY VHLS #01		8 LARGE HEAVY VHLS #02	
				(AASHTO CLASS 1)	(AASHTO CLASS 1)	(AASHTO CLASS 2)	(AASHTO CLASS 2)	(AASHTO CLASS 3 AND 5)	(AASHTO CLASS 3 AND 5)	(AASHTO CLASS 4)	(AASHTO CLASS 4)	(MINIBUS COLLECTIVE TAXI)	(AASHTO CLASS 4)	(AASHTO CLASS 4)	(AASHTO CLASS 4)	(AASHTO CLASS 6,7&9)	(AASHTO CLASS 6,7&9)	(AASHTO CLASS 10,11,12,13)	(AASHTO CLASS 10,11,12,13)
03.08.15	MTC 05-OD-typeA	NE-Tubas	3:15pm-3:30pm	1	0	21	6	3	1	0	1	0	6	0	0	5	0	1	0
03.08.15	MTC 05-OD-typeA	NE-Tubas	3:31pm-3:45pm	0	0	20	0	1	2	0	1	0	5	0	0	6	0	0	0
03.08.15	MTC 05-OD-typeA	NE-Tubas	3:46pm-4:00pm	0	0	21	3	0	4	0	2	0	3	0	0	2	0	0	0
03.08.15	MTC 05-OD-typeA	NE-Tubas	4:01pm-4:15pm	0	0	25	3	0	1	0	0	0	6	0	0	2	0	1	0
03.08.15	MTC 05-OD-typeA	NE-Tubas	4:16pm-4:30pm	0	0	35	4	0	2	0	4	0	3	1	0	5	0	0	0
03.08.15	MTC 05-OD-typeA	NE-Tubas	4:31pm-4:45pm	0	0	24	0	0	1	0	1	0	6	0	0	1	0	1	0
03.08.15	MTC 05-OD-typeA	NE-Tubas	4:46pm-5:00pm	0	0	36	2	1	3	0	2	0	2	2	0	5	0	0	0
03.08.15	MTC 05-OD-typeA	NE-Tubas	5:01pm-5:15pm	0	0	27	1	1	0	0	3	0	3	0	0	6	0	0	0
03.08.15	MTC 05-OD-typeA	NE-Tubas	5:16pm-5:30pm	0	0	22	3	2	0	0	1	0	2	1	0	5	0	2	0
03.08.15	MTC 05-OD-typeA	NE-Tubas	5:31pm-5:45pm	1	0	30	4	0	2	0	2	0	7	0	0	6	0	0	0
03.08.15	MTC 05-OD-typeA	NE-Tubas	5:46pm-6:00pm	0	0	20	4	0	3	0	1	0	1	1	0	2	0	0	0
03.08.15	MTC 05-OD-typeA	NE-Tubas	6:01pm-6:15pm	0	0	40	6	0	5	0	2	0	5	0	0	1	0	0	0
03.08.15	MTC 05-OD-typeA	NE-Tubas	6:16pm-6:30pm	0	0	35	3	0	0	0	3	0	5	1	0	3	0	0	0
03.08.15	MTC 05-OD-typeA	NE-Tubas	6:31pm-6:45pm	0	0	22	3	0	0	0	4	0	4	1	0	9	0	0	0
03.08.15	MTC 05-OD-typeA	NE-Tubas	6:46pm-7:00pm	0	0	22	2	2	1	0	1	0	1	1	0	7	0	0	0
03.08.15	MTC 05-OD-typeA	NE-Tubas	7:01pm-7:15pm	0	0	32	1	0	0	0	2	0	1	2	0	2	0	0	0
03.08.15	MTC 05-OD-typeA	SW-Nabius	3:15pm-3:30pm	0	0	34	4	1	2	0	5	0	4	0	0	2	0	0	0
03.08.15	MTC 05-OD-typeA	SW-Nabius	3:31pm-3:45pm	0	0	23	3	0	0	0	4	0	6	1	0	1	0	0	0
03.08.15	MTC 05-OD-typeA	SW-Nabius	3:46pm-4:00pm	0	0	17	2	0	6	0	0	0	6	1	0	0	0	0	0
03.08.15	MTC 05-OD-typeA	SW-Nabius	4:01pm-4:15pm	0	0	29	1	0	4	0	0	0	4	0	0	5	0	0	0
03.08.15	MTC 05-OD-typeA	SW-Nabius	4:16pm-4:30pm	0	0	31	3	2	4	0	1	0	5	0	0	4	0	0	0
03.08.15	MTC 05-OD-typeA	SW-Nabius	4:31pm-4:45pm	0	0	27	2	0	5	0	3	0	4	0	0	3	0	0	0
03.08.15	MTC 05-OD-typeA	SW-Nabius	4:46pm-5:00pm	0	0	23	3	1	1	0	2	0	5	0	0	3	0	0	0
03.08.15	MTC 05-OD-typeA	SW-Nabius	5:01pm-5:15pm	0	0	43	0	0	4	0	2	0	3	1	0	4	0	1	0
03.08.15	MTC 05-OD-typeA	SW-Nabius	5:16pm-5:30pm	0	0	32	0	1	2	0	2	0	4	0	0	3	0	1	0
03.08.15	MTC 05-OD-typeA	SW-Nabius	5:31pm-5:45pm	1	0	37	10	2	4	0	2	0	6	0	0	4	0	0	0
03.08.15	MTC 05-OD-typeA	SW-Nabius	5:46pm-6:00pm	0	0	27	6	2	0	0	1	0	3	1	0	3	0	0	0
03.08.15	MTC 05-OD-typeA	SW-Nabius	6:01pm-6:15pm	0	0	43	7	0	5	0	0	1	4	0	0	4	0	0	0
03.08.15	MTC 05-OD-typeA	SW-Nabius	6:16pm-6:30pm	0	0	30	2	0	5	0	0	0	1	0	0	1	0	1	0
03.08.15	MTC 05-OD-typeA	SW-Nabius	6:31pm-6:45pm	0	0	44	2	1	5	0	2	0	2	0	0	2	0	0	0
03.08.15	MTC 05-OD-typeA	SW-Nabius	6:46pm-7:00pm	0	0	28	2	0	3	0	1	0	1	0	0	3	0	0	0
03.08.15	MTC 05-OD-typeA	SW-Nabius	7:01pm-7:15pm	0	0	30	3	4	5	0	0	0	3	0	0	2	0	0	0



Tab 57. Manual Traffic Counts Original Survey Sheet - Location 06_OD_A

Date	Position	Direction	Time	1 MOTORCYCLE		2 PASSENGER CAR		3 LIGHT HEAVY VHLS		4 PRIVATE BUS		SERVICE		6 PUBLIC TRANSPORT		7 LARGE HEAVY VHLS #01		8 LARGE HEAVY VHLS #02	
				(AASHTO CLASS 1)	(AASHTO CLASS 1)	(AASHTO CLASS 2)	(AASHTO CLASS 2)	(AASHTO CLASS 3 AND 5)	(AASHTO CLASS 3 AND 5)	(AASHTO CLASS 4)	(AASHTO CLASS 4)	(MINIBUS COLLECTIVE TAXI)	(AASHTO CLASS 4)	(AASHTO CLASS 4)	(AASHTO CLASS 4)	(AASHTO CLASS 6,7&9)	(AASHTO CLASS 6,7&9)	(AASHTO CLASS 10,11,12,13)	(AASHTO CLASS 10,11,12,13)
03.08.15	MTC 06-OD-typeA	E-Nabius	3:15pm-3:30pm	0	0	56	7	4	4	0	0	0	10	0	0	6	0	2	0
03.08.15	MTC 06-OD-typeA	E-Nabius	3:31pm-3:45pm	0	0	58	5	7	10	0	1	0	16	1	0	2	1	0	0
03.08.15	MTC 06-OD-typeA	E-Nabius	3:46pm-4:00pm	0	0	69	4	2	9	2	1	0	12	1	0	5	1	0	0
03.08.15	MTC 06-OD-typeA	E-Nabius	4:01pm-4:15pm	1	0	70	5	5	12	1	0	0	11	0	0	7	2	0	0
03.08.15	MTC 06-OD-typeA	E-Nabius	4:16pm-4:30pm	0	0	88	4	7	3	1	0	0	12	1	1	2	0	1	1
03.08.15	MTC 06-OD-typeA	E-Nabius	4:31pm-4:45pm	0	0	77	2	5	4	1	0	0	9	0	0	2	0	0	0
03.08.15	MTC 06-OD-typeA	E-Nabius	4:46pm-5:00pm	0	0	74	7	7	11	1	0	0	12	0	0	1	0	0	0
03.08.15	MTC 06-OD-typeA	E-Nabius	5:01pm-5:15pm	1	0	73	10	4	8	1	0	0	9	0	0	5	1	0	0
03.08.15	MTC 06-OD-typeA	E-Nabius	5:16pm-5:30pm	0	0	64	1	4	14	1	0	0	16	1	0	1	0	0	0
03.08.15	MTC 06-OD-typeA	E-Nabius	5:31pm-5:45pm	1	0	78	7	5	9	2	0	0	10	0	0	5	0	1	0
03.08.15	MTC 06-OD-typeA	E-Nabius	5:46pm-6:00pm	0	0	56	8	1	5	1	0	0	11	0	0	3	0	0	0
03.08.15	MTC 06-OD-typeA	E-Nabius	6:01pm-6:15pm	0	0	68	6	3	12	3	0	0	11	0	0	2	0	1	0
03.08.15	MTC 06-OD-typeA	E-Nabius	6:16pm-6:30pm	0	0	64	1	4	6	0	0	0	7	2	0	1	0	0	0
03.08.15	MTC 06-OD-typeA	E-Nabius	6:31pm-6:45pm	0	0	63	8	5	11	2	0	0	7	1	0	0	0	0	0
03.08.15	MTC 06-OD-typeA	E-Nabius	6:46pm-7:00pm	1	0	68	9	3	5	0	0	0	9	1	0	1	0	1	0
03.08.15	MTC 06-OD-typeA	E-Nabius	7:01pm-7:15pm	0	0	55	6	3	6	0	0	0	4	0	0	1	0	0	0
03.08.15	MTC 06-OD-typeA	W-Tulkarm	3:15pm-3:30pm	0	0	44	4	3	7	1	0	0	18	0	0	5	0	0	0
03.08.15	MTC 06-OD-typeA	W-Tulkarm	3:31pm-3:45pm	1	0	52	4	3	8	0	0	0	14	1	0	2	0	1	0
03.08.15	MTC 06-OD-typeA	W-Tulkarm	3:46pm-4:00pm	0	0	50	6	6	5	0	1	0	12	2	0	4	1	1	0
03.08.15	MTC 06-OD-typeA	W-Tulkarm	4:01pm-4:15pm	0	0	44	5	2	5	2	0	0	10	0	0	4	0	1	0
03.08.15	MTC 06-OD-typeA	W-Tulkarm	4:16pm-4:30pm	0	0	53	5	3	7	0	0	0	14	0	0	2	0	0	0
03.08.15	MTC 06-OD-typeA	W-Tulkarm	4:31pm-4:45pm	0	0	41	5	4	7	0	0	0	10	1	0	4	0	0	0
03.08.15	MTC 06-OD-typeA	W-Tulkarm	4:46pm-5:00pm	0	0	62	4	3	9	0	0	0	10	0	0	3	0	1	0
03.08.15	MTC 06-OD-typeA	W-Tulkarm	5:01pm-5:15pm	0	0	49	4	2	7	1	0	0	8	1	0	2	0	0	0
03.08.15	MTC 06-OD-typeA	W-Tulkarm	5:16pm-5:30pm	1	0	39	10	1	8	0	0	0	11	1	0	2	1	1	0
03.08.15	MTC 06-OD-typeA	W-Tulkarm	5:31pm-5:45pm	0	0	52	2	0	7	0	0	0	12	1	0	2	0	2	0
03.08.15	MTC 06-OD-typeA	W-Tulkarm	5:46pm-6:00pm	0	0	40	3	1	6	0	0	0	11	0	0	4	0	1	1
03.08.15	MTC 06-OD-typeA	W-Tulkarm	6:01pm-6:15pm	0	0	38	5	2	6	0	0	0	8	2	0	2	0	1	0
03.08.15	MTC 06-OD-typeA	W-Tulkarm	6:16pm-6:30pm	0	0	48	9	3	9	0	0	0	8	0	0	2	0	1	0
03.08.15	MTC 06-OD-typeA	W-Tulkarm	6:31pm-6:45pm	0	0	56	3	1	4	0	0	0	12	0	0	3	0	1	0
03.08.15	MTC 06-OD-typeA	W-Tulkarm	6:46pm-7:00pm	0	0	31	9	4	3	0	0	0	9	0	0	1	0	0	0
03.08.15	MTC 06-OD-typeA	W-Tulkarm	7:01pm-7:15pm	0	0	56	11	5	4	0	0	0	5	0	0	2	0	0	0



Tab 58. Manual Traffic Counts Original Survey Sheet - Location 08_OD_A

Date	Position	Direction	Time	1 MOTORCYCLE		2 PASSENGER CAR		3 LIGHT HEAVY VHLS		4 PRIVATE BUS		SERVICE (MINIBUS COLLECTIVE TAXI)	6 PUBLIC TRANSPORT		7 LARGE HEAVY VHLS #01		8 LARGE HEAVY VHLS #02	
				(AASHTO CLASS 1)	(AASHTO CLASS 1)	(AASHTO CLASS 2)	(AASHTO CLASS 2)	(AASHTO CLASS 3 AND 5)	(AASHTO CLASS 4)	(AASHTO CLASS 4)	(AASHTO CLASS 4)	(AASHTO CLASS 4)	(AASHTO CLASS 4)	(AASHTO CLASS 4)	(AASHTO CLASS 6,7&9)	(AASHTO CLASS 7,8&9)	(AASHTO CLASS 10,11,12,13)	(AASHTO CLASS 10,11,12,13)
03.08.15	MTC 08-OD-typeA	NE-Tulkarm	3:15pm-3:30pm	1	1	29	9	16	4	2	0	0	0	0	0	0	0	0
03.08.15	MTC 08-OD-typeA	NE-Tulkarm	3:31pm-3:45pm	0	0	43	7	19	7	1	0	0	0	0	0	0	0	0
03.08.15	MTC 08-OD-typeA	NE-Tulkarm	3:46pm-4:00pm	0	0	32	12	7	6	2	0	0	0	0	0	0	0	0
03.08.15	MTC 08-OD-typeA	NE-Tulkarm	4:01pm-4:15pm	0	0	43	8	11	3	5	0	0	0	0	0	0	0	0
03.08.15	MTC 08-OD-typeA	NE-Tulkarm	4:16pm-4:30pm	1	0	38	11	16	8	2	0	0	0	0	0	0	0	0
03.08.15	MTC 08-OD-typeA	NE-Tulkarm	4:31pm-4:45pm	0	0	29	19	14	8	2	0	0	0	0	0	0	0	0
03.08.15	MTC 08-OD-typeA	NE-Tulkarm	4:46pm-5:00pm	0	0	29	19	12	7	3	0	0	0	0	0	0	0	0
03.08.15	MTC 08-OD-typeA	NE-Tulkarm	5:01pm-5:15pm	0	0	41	16	16	6	1	1	1	0	0	0	0	0	0
03.08.15	MTC 08-OD-typeA	NE-Tulkarm	5:16pm-5:30pm	0	0	39	16	20	9	1	2	0	0	0	0	0	0	0
03.08.15	MTC 08-OD-typeA	NE-Tulkarm	5:31pm-5:45pm	0	0	45	12	12	4	5	0	0	0	0	0	0	0	0
03.08.15	MTC 08-OD-typeA	NE-Tulkarm	5:46pm-6:00pm	0	0	42	15	12	6	5	0	0	0	0	0	0	0	0
03.08.15	MTC 08-OD-typeA	NE-Tulkarm	6:01pm-6:15pm	0	0	41	12	21	3	2	1	0	0	0	0	0	0	0
03.08.15	MTC 08-OD-typeA	NE-Tulkarm	6:16pm-6:30pm	0	0	44	14	14	10	3	0	1	0	0	0	0	0	0
03.08.15	MTC 08-OD-typeA	NE-Tulkarm	6:31pm-6:45pm	0	0	41	8	21	4	1	0	0	0	0	0	0	0	0
03.08.15	MTC 08-OD-typeA	NE-Tulkarm	6:46pm-7:00pm	0	0	39	22	24	3	4	0	0	0	0	0	0	0	0
03.08.15	MTC 08-OD-typeA	NE-Tulkarm	7:01pm-7:15pm	0	0	47	17	11	6	5	0	0	0	0	0	0	0	0
03.08.15	MTC 08-OD-typeA	SE-Qalqilya	3:15pm-3:30pm	0	0	46	8	35	5	6	0	1	0	0	0	0	0	0
03.08.15	MTC 08-OD-typeA	SE-Qalqilya	3:31pm-3:45pm	0	0	50	11	45	1	0	0	0	0	0	0	0	0	0
03.08.15	MTC 08-OD-typeA	SE-Qalqilya	3:46pm-4:00pm	0	0	37	8	35	5	2	0	0	0	0	0	0	0	0
03.08.15	MTC 08-OD-typeA	SE-Qalqilya	4:01pm-4:15pm	0	0	49	16	41	5	1	0	0	0	0	0	0	0	0
03.08.15	MTC 08-OD-typeA	SE-Qalqilya	4:16pm-4:30pm	0	1	49	11	25	0	2	0	0	0	0	0	0	0	0
03.08.15	MTC 08-OD-typeA	SE-Qalqilya	4:31pm-4:45pm	1	0	40	15	30	1	0	0	1	0	0	0	0	0	0
03.08.15	MTC 08-OD-typeA	SE-Qalqilya	4:46pm-5:00pm	0	1	43	17	33	2	1	0	0	0	0	0	0	0	0
03.08.15	MTC 08-OD-typeA	SE-Qalqilya	5:01pm-5:15pm	0	0	58	11	33	4	5	0	0	0	0	0	0	0	0
03.08.15	MTC 08-OD-typeA	SE-Qalqilya	5:16pm-5:30pm	0	0	55	19	31	7	2	0	0	0	0	0	0	0	0
03.08.15	MTC 08-OD-typeA	SE-Qalqilya	5:31pm-5:45pm	0	0	40	16	30	4	2	0	0	0	0	0	0	0	0
03.08.15	MTC 08-OD-typeA	SE-Qalqilya	5:46pm-6:00pm	0	1	51	13	24	8	3	1	2	0	0	0	0	0	0
03.08.15	MTC 08-OD-typeA	SE-Qalqilya	6:01pm-6:15pm	0	0	45	11	23	11	2	0	1	0	0	0	0	0	0
03.08.15	MTC 08-OD-typeA	SE-Qalqilya	6:16pm-6:30pm	0	0	43	9	33	4	1	0	0	0	0	0	0	0	0
03.08.15	MTC 08-OD-typeA	SE-Qalqilya	6:31pm-6:45pm	0	1	60	20	37	11	2	0	0	0	0	0	0	0	0
03.08.15	MTC 08-OD-typeA	SE-Qalqilya	6:46pm-7:00pm	0	0	58	15	25	5	4	0	0	0	0	0	0	0	0
03.08.15	MTC 08-OD-typeA	SE-Qalqilya	7:01pm-7:15pm	0	0	60	12	43	4	3	0	0	0	0	0	0	0	0



Tab 59. Manual Traffic Counts Original Survey Sheet - Location 09_OD_A

Date	Position	Direction	Time	1 MOTORCYCLE		2 PASSENGER CAR		3 LIGHT HEAVY VHLS		4 PRIVATE BUS		SERVICE (MINIBUS COLLECTIVE TAXI)	6 PUBLIC TRANSPORT		7 LARGE HEAVY VHLS #01		8 LARGE HEAVY VHLS #02	
				(AASHTO CLASS 1)	(AASHTO CLASS 2)	(AASHTO CLASS 3)	(AASHTO CLASS 4)	(AASHTO CLASS 5)	(AASHTO CLASS 6)	(AASHTO CLASS 7)	(AASHTO CLASS 8)	(AASHTO CLASS 9)	(AASHTO CLASS 10)	(AASHTO CLASS 11)	(AASHTO CLASS 12)	(AASHTO CLASS 13)	(AASHTO CLASS 14)	(AASHTO CLASS 15)
03.08.15	MTC 09-OD-typeA	E-Nabliu	3:15pm-3:30pm	0	0	48	5	70	7	7	0	4	0	1	2	6	0	0
03.08.15	MTC 09-OD-typeA	E-Nabliu	3:31pm-3:45pm	0	1	75	3	97	4	10	0	11	0	1	0	2	1	0
03.08.15	MTC 09-OD-typeA	E-Nabliu	3:46pm-4:00pm	0	0	60	4	63	8	5	0	10	0	1	1	2	0	1
03.08.15	MTC 09-OD-typeA	E-Nabliu	4:01pm-4:15pm	0	0	73	14	69	11	10	0	9	0	2	3	1	0	0
03.08.15	MTC 09-OD-typeA	E-Nabliu	4:16pm-4:30pm	0	1	57	11	70	7	8	1	0	1	0	1	0	0	1
03.08.15	MTC 09-OD-typeA	E-Nabliu	4:31pm-4:45pm	0	1	73	12	63	5	17	0	8	0	0	2	2	0	0
03.08.15	MTC 09-OD-typeA	E-Nabliu	4:46pm-5:00pm	0	0	67	7	79	13	15	0	11	1	2	3	2	0	0
03.08.15	MTC 09-OD-typeA	E-Nabliu	5:01pm-5:15pm	1	0	72	12	80	11	15	0	11	0	3	3	0	1	0
03.08.15	MTC 09-OD-typeA	E-Nabliu	5:16pm-5:30pm	0	0	82	9	83	6	8	0	10	0	1	0	4	0	0
03.08.15	MTC 09-OD-typeA	E-Nabliu	5:31pm-5:45pm	0	0	63	6	85	13	8	0	8	0	1	0	2	0	0
03.08.15	MTC 09-OD-typeA	E-Nabliu	5:46pm-6:00pm	0	2	64	3	90	12	9	0	11	0	3	1	1	0	0
03.08.15	MTC 09-OD-typeA	E-Nabliu	6:01pm-6:15pm	0	0	62	7	87	5	10	0	5	0	1	1	2	0	0
03.08.15	MTC 09-OD-typeA	E-Nabliu	6:16pm-6:30pm	0	2	53	11	95	6	5	0	6	0	1	0	0	0	1
03.08.15	MTC 09-OD-typeA	E-Nabliu	6:31pm-6:45pm	0	0	29	3	88	3	7	0	7	0	2	0	3	0	1
03.08.15	MTC 09-OD-typeA	E-Nabliu	6:46pm-7:00pm	0	3	43	7	107	7	1	0	7	0	0	1	0	0	0
03.08.15	MTC 09-OD-typeA	E-Nabliu	7:01pm-7:15pm	0	0	45	6	80	4	9	0	2	0	2	0	1	0	0
03.08.15	MTC 09-OD-typeA	W-Qalqilya	3:15pm-3:30pm	0	1	23	9	37	4	8	0	1	9	0	1	2	3	0
03.08.15	MTC 09-OD-typeA	W-Qalqilya	3:31pm-3:45pm	0	1	30	8	30	11	8	0	1	4	0	1	1	6	0
03.08.15	MTC 09-OD-typeA	W-Qalqilya	3:46pm-4:00pm	0	1	24	7	39	9	5	0	4	0	1	1	2	0	0
03.08.15	MTC 09-OD-typeA	W-Qalqilya	4:01pm-4:15pm	0	0	16	9	45	3	5	0	7	1	2	2	4	2	1
03.08.15	MTC 09-OD-typeA	W-Qalqilya	4:16pm-4:30pm	0	1	35	6	44	10	2	0	4	0	2	2	1	0	0
03.08.15	MTC 09-OD-typeA	W-Qalqilya	4:31pm-4:45pm	0	1	33	9	63	10	9	0	6	0	3	4	1	1	2
03.08.15	MTC 09-OD-typeA	W-Qalqilya	4:46pm-5:00pm	0	0	31	5	35	1	5	0	7	0	1	0	4	0	0
03.08.15	MTC 09-OD-typeA	W-Qalqilya	5:01pm-5:15pm	1	0	26	0	51	13	6	0	7	0	0	1	2	0	1
03.08.15	MTC 09-OD-typeA	W-Qalqilya	5:16pm-5:30pm	1	0	35	13	52	5	8	1	1	1	2	2	0	0	1
03.08.15	MTC 09-OD-typeA	W-Qalqilya	5:31pm-5:45pm	0	2	27	7	48	8	7	0	8	0	0	1	0	1	0
03.08.15	MTC 09-OD-typeA	W-Qalqilya	5:46pm-6:00pm	1	0	34	7	48	9	8	0	9	0	1	1	3	0	1
03.08.15	MTC 09-OD-typeA	W-Qalqilya	6:01pm-6:15pm	0	0	29	5	53	6	5	0	3	0	1	1	3	0	0
03.08.15	MTC 09-OD-typeA	W-Qalqilya	6:16pm-6:30pm	0	1	39	5	53	8	3	0	8	0	0	2	0	0	0
03.08.15	MTC 09-OD-typeA	W-Qalqilya	6:31pm-6:45pm	0	0	29	4	55	5	4	0	6	0	2	1	1	0	0
03.08.15	MTC 09-OD-typeA	W-Qalqilya	6:46pm-7:00pm	0	0	18	6	46	7	10	0	2	1	0	1	0	0	0
03.08.15	MTC 09-OD-typeA	W-Qalqilya	7:01pm-7:15pm	0	0	27	9	49	9	3	0	7	0	1	1	1	0	0



Tab 60. Manual Traffic Counts Original Survey Sheet - Location 10_OD_A

Date	Position	Direction	Time	1 MOTORCYCLE		2 PASSENGER CAR		3 LIGHT HEAVY VHLS		4 PRIVATE BUS		SERVICE (MINIBUS COLLECTIVE TAXI)	6 PUBLIC TRANSPORT		7 LARGE HEAVY VHLS #01		8 LARGE HEAVY VHLS #02	
				(AASHTO CLASS 1)	(AASHTO CLASS 1)	(AASHTO CLASS 2)	(AASHTO CLASS 2)	(AASHTO CLASS 3 AND 5)	(AASHTO CLASS 3 AND 5)	(AASHTO CLASS 4)	(AASHTO CLASS 4)	(MINIBUS COLLECTIVE TAXI)	(AASHTO CLASS 4)	(AASHTO CLASS 4)	(AASHTO CLASS 6,7&9)	(AASHTO CLASS 6,7&9)	(AASHTO CLASS 10,11,12,13)	(AASHTO CLASS 10,11,12,13)
03.08.15	MTC, 10-OD-typeA	N-Ayn Al Beida	3:15pm-3:30pm	0	0	35	8	1	6	0	0	4	1	0	4	1	0	0
03.08.15	MTC, 10-OD-typeA	N-Ayn Al Beida	3:31pm-3:45pm	0	0	62	7	3	7	0	0	6	1	0	6	0	1	0
03.08.15	MTC, 10-OD-typeA	N-Ayn Al Beida	3:46pm-4:00pm	1	0	32	4	1	7	0	1	9	0	0	7	0	0	1
03.08.15	MTC, 10-OD-typeA	N-Ayn Al Beida	4:01pm-4:15pm	0	0	40	3	1	6	0	1	8	1	0	2	0	0	0
03.08.15	MTC, 10-OD-typeA	N-Ayn Al Beida	4:16pm-4:30pm	0	0	39	8	1	10	0	0	4	3	0	1	0	2	0
03.08.15	MTC, 10-OD-typeA	N-Ayn Al Beida	4:31pm-4:45pm	0	0	45	5	0	8	0	0	4	0	0	6	0	0	1
03.08.15	MTC, 10-OD-typeA	N-Ayn Al Beida	4:46pm-5:00pm	0	0	45	5	2	6	1	0	3	1	0	2	0	0	0
03.08.15	MTC, 10-OD-typeA	N-Ayn Al Beida	5:01pm-5:15pm	0	0	42	5	1	8	0	2	6	0	0	5	0	1	0
03.08.15	MTC, 10-OD-typeA	N-Ayn Al Beida	5:16pm-5:30pm	1	0	51	5	0	6	1	1	9	0	0	1	0	0	0
03.08.15	MTC, 10-OD-typeA	N-Ayn Al Beida	5:31pm-5:45pm	0	0	37	4	1	7	0	2	4	1	0	1	0	0	0
03.08.15	MTC, 10-OD-typeA	N-Ayn Al Beida	5:46pm-6:00pm	0	0	41	7	0	5	1	2	0	7	0	2	0	0	0
03.08.15	MTC, 10-OD-typeA	N-Ayn Al Beida	6:01pm-6:15pm	0	0	50	6	2	6	1	0	6	3	0	2	0	0	0
03.08.15	MTC, 10-OD-typeA	N-Ayn Al Beida	6:16pm-6:30pm	0	0	30	6	1	7	0	1	6	0	0	0	0	0	0
03.08.15	MTC, 10-OD-typeA	N-Ayn Al Beida	6:31pm-6:45pm	0	0	24	5	0	9	0	0	3	1	0	0	0	0	0
03.08.15	MTC, 10-OD-typeA	N-Ayn Al Beida	6:46pm-7:00pm	0	0	46	11	0	9	0	0	5	2	0	4	0	0	0
03.08.15	MTC, 10-OD-typeA	N-Ayn Al Beida	7:01pm-7:15pm	0	0	40	5	0	6	1	0	3	0	0	2	0	1	0
03.08.15	MTC, 10-OD-typeA	S-Nabius	3:15pm-3:30pm	0	0	20	5	1	7	0	0	7	0	0	1	0	1	0
03.08.15	MTC, 10-OD-typeA	S-Nabius	3:31pm-3:45pm	0	0	34	9	5	5	0	0	6	2	0	4	0	0	0
03.08.15	MTC, 10-OD-typeA	S-Nabius	3:46pm-4:00pm	0	0	17	6	2	5	0	0	8	0	0	5	0	0	0
03.08.15	MTC, 10-OD-typeA	S-Nabius	4:01pm-4:15pm	1	0	21	7	2	9	0	0	7	0	0	4	0	0	0
03.08.15	MTC, 10-OD-typeA	S-Nabius	4:16pm-4:30pm	0	0	16	7	0	9	0	0	8	0	0	5	0	1	0
03.08.15	MTC, 10-OD-typeA	S-Nabius	4:31pm-4:45pm	0	0	25	5	1	3	0	0	4	0	0	3	0	1	0
03.08.15	MTC, 10-OD-typeA	S-Nabius	4:46pm-5:00pm	0	0	31	12	2	2	0	0	7	3	0	1	0	0	0
03.08.15	MTC, 10-OD-typeA	S-Nabius	5:01pm-5:15pm	0	0	25	9	0	4	0	0	6	1	0	4	0	0	0
03.08.15	MTC, 10-OD-typeA	S-Nabius	5:16pm-5:30pm	0	0	33	6	2	5	0	0	6	1	0	6	0	0	1
03.08.15	MTC, 10-OD-typeA	S-Nabius	5:31pm-5:45pm	0	0	31	4	1	6	1	0	8	0	0	2	0	0	0
03.08.15	MTC, 10-OD-typeA	S-Nabius	5:46pm-6:00pm	0	0	21	7	1	3	0	0	6	0	0	3	0	0	0
03.08.15	MTC, 10-OD-typeA	S-Nabius	6:01pm-6:15pm	0	0	27	5	0	5	0	0	2	3	0	3	0	0	0
03.08.15	MTC, 10-OD-typeA	S-Nabius	6:16pm-6:30pm	0	0	34	5	1	5	0	0	2	2	0	3	0	0	0
03.08.15	MTC, 10-OD-typeA	S-Nabius	6:31pm-6:45pm	0	0	17	7	0	4	0	0	2	0	0	3	0	0	0
03.08.15	MTC, 10-OD-typeA	S-Nabius	6:46pm-7:00pm	0	0	33	6	0	6	1	0	3	1	0	0	0	0	0
03.08.15	MTC, 10-OD-typeA	S-Nabius	7:01pm-7:15pm	0	0	30	12	1	3	0	1	3	2	0	4	0	0	0



Tab 61. Manual Traffic Counts Original Survey Sheet - Location 11_OD_A

Date	Position	Direction	Time	1 MOTORCYCLE		2 PASSENGER CAR		3 LIGHT HEAVY VHLS		4 PRIVATE BUS		SERVICE COLLECTIVE TAXI	6 PUBLIC TRANSPORT		7 LARGE HEAVY VHLS #01		8 LARGE HEAVY VHLS #02	
				(AASHTO CLASS 1)	(AASHTO CLASS 2)	(AASHTO CLASS 3)	(AASHTO CLASS 4)	(AASHTO CLASS 5)	(AASHTO CLASS 6)	(AASHTO CLASS 7)	(AASHTO CLASS 8)	(AASHTO CLASS 9)	(AASHTO CLASS 10)	(AASHTO CLASS 11)	(AASHTO CLASS 12)	(AASHTO CLASS 13)	(AASHTO CLASS 14)	(AASHTO CLASS 15)
03.08.15	MTC, 11-OD-typeA	NE-Huware	3:15pm-3:30pm	0	0	52	9	5	6	0	3	0	14	0	0	7	2	0
03.08.15	MTC, 11-OD-typeA	NE-Huware	3:31pm-3:45pm	0	0	52	10	7	9	1	2	0	22	0	0	6	1	0
03.08.15	MTC, 11-OD-typeA	NE-Huware	3:46pm-4:00pm	0	0	42	15	3	10	0	5	0	16	0	0	2	0	0
03.08.15	MTC, 11-OD-typeA	NE-Huware	4:01pm-4:15pm	0	0	62	11	4	14	0	2	0	25	0	0	9	0	0
03.08.15	MTC, 11-OD-typeA	NE-Huware	4:16pm-4:30pm	0	0	46	11	1	4	1	1	0	8	1	0	2	0	0
03.08.15	MTC, 11-OD-typeA	NE-Huware	4:31pm-4:45pm	0	0	42	13	2	6	0	2	0	23	1	0	3	1	0
03.08.15	MTC, 11-OD-typeA	NE-Huware	4:46pm-5:00pm	0	0	58	8	4	7	0	1	0	25	0	0	8	0	1
03.08.15	MTC, 11-OD-typeA	NE-Huware	5:01pm-5:15pm	0	0	55	10	3	12	1	1	2	27	1	0	8	0	0
03.08.15	MTC, 11-OD-typeA	NE-Huware	5:16pm-5:30pm	0	0	42	6	5	5	0	1	0	24	2	0	7	0	1
03.08.15	MTC, 11-OD-typeA	NE-Huware	5:31pm-5:45pm	0	0	40	7	4	9	1	4	0	19	0	0	6	0	0
03.08.15	MTC, 11-OD-typeA	NE-Huware	5:46pm-6:00pm	0	0	68	8	5	8	1	3	1	23	0	0	5	0	0
03.08.15	MTC, 11-OD-typeA	NE-Huware	6:01pm-6:15pm	0	0	40	8	6	3	0	2	0	22	0	0	2	0	0
03.08.15	MTC, 11-OD-typeA	NE-Huware	6:16pm-6:30pm	0	0	38	12	1	4	0	4	0	17	0	0	3	0	0
03.08.15	MTC, 11-OD-typeA	NE-Huware	6:31pm-6:45pm	0	0	42	12	6	8	0	3	0	22	0	0	2	0	0
03.08.15	MTC, 11-OD-typeA	NE-Huware	6:46pm-7:00pm	0	0	47	9	5	7	0	1	0	17	0	0	2	0	1
03.08.15	MTC, 11-OD-typeA	NE-Huware	7:01pm-7:15pm	0	0	61	10	6	8	0	2	0	19	0	0	0	0	0
03.08.15	MTC, 11-OD-typeA	SW-Nabius	3:15pm-3:30pm	0	0	70	15	4	9	0	1	0	24	2	0	3	0	0
03.08.15	MTC, 11-OD-typeA	SW-Nabius	3:31pm-3:45pm	0	0	56	5	6	2	0	1	0	18	1	0	5	0	0
03.08.15	MTC, 11-OD-typeA	SW-Nabius	3:46pm-4:00pm	0	0	59	6	2	2	0	3	0	19	0	0	4	0	0
03.08.15	MTC, 11-OD-typeA	SW-Nabius	4:01pm-4:15pm	0	0	67	12	6	4	0	0	0	17	7	0	2	1	0
03.08.15	MTC, 11-OD-typeA	SW-Nabius	4:16pm-4:30pm	0	0	80	13	4	0	0	0	0	23	5	0	5	0	1
03.08.15	MTC, 11-OD-typeA	SW-Nabius	4:31pm-4:45pm	0	0	73	11	2	3	1	0	0	29	0	0	7	1	0
03.08.15	MTC, 11-OD-typeA	SW-Nabius	4:46pm-5:00pm	0	0	80	11	5	3	0	4	1	18	2	0	9	0	0
03.08.15	MTC, 11-OD-typeA	SW-Nabius	5:01pm-5:15pm	0	0	106	9	5	4	0	2	1	24	4	0	3	0	0
03.08.15	MTC, 11-OD-typeA	SW-Nabius	5:16pm-5:30pm	0	0	103	4	3	2	0	3	0	16	0	0	5	0	1
03.08.15	MTC, 11-OD-typeA	SW-Nabius	5:31pm-5:45pm	0	0	95	5	0	4	0	4	1	13	5	0	3	0	0
03.08.15	MTC, 11-OD-typeA	SW-Nabius	5:46pm-6:00pm	0	0	84	9	3	4	0	4	0	11	1	0	6	0	0
03.08.15	MTC, 11-OD-typeA	SW-Nabius	6:01pm-6:15pm	0	0	70	10	2	2	0	5	0	11	0	0	3	0	0
03.08.15	MTC, 11-OD-typeA	SW-Nabius	6:16pm-6:30pm	0	0	78	9	2	5	0	6	0	10	0	0	0	0	0
03.08.15	MTC, 11-OD-typeA	SW-Nabius	6:31pm-6:45pm	1	0	82	6	2	5	0	6	0	10	3	0	2	0	0
03.08.15	MTC, 11-OD-typeA	SW-Nabius	6:46pm-7:00pm	0	0	89	9	4	1	0	1	1	8	1	0	1	0	0
03.08.15	MTC, 11-OD-typeA	SW-Nabius	7:01pm-7:15pm	0	0	73	12	4	5	0	1	0	10	2	0	2	0	2



Tab 62. Manual Traffic Counts Original Survey Sheet - Location 12_OD_A

Date	Position	Direction	Time	1 MOTORCYCLE		2 PASSENGER CAR		3 LIGHT HEAVY VHLS		4 PRIVATE BUS		SERVICE (MINIBUS COLLECTIVE TAXI)	6 PUBLIC TRANSPORT		7 LARGE HEAVY VHLS #01		8 LARGE HEAVY VHLS #02	
				(AASHTO CLASS 1)	(AASHTO CLASS 1)	(AASHTO CLASS 2)	(AASHTO CLASS 2)	(AASHTO CLASS 3 AND 5)	(AASHTO CLASS 3 AND 5)	(AASHTO CLASS 4)	(AASHTO CLASS 4)	(MINIBUS COLLECTIVE TAXI)	(AASHTO CLASS 4)	(AASHTO CLASS 4)	(AASHTO CLASS 6,7&9)	(AASHTO CLASS 6,7&9)	(AASHTO CLASS 10,11,12,13)	(AASHTO CLASS 10,11,12,13)
03.08.15	MTC, 12-OD-typeA	NW-Tulkarm	3:15pm-3:30pm	0	0	74	8	14	15	3	1	0	12	3	0	15	2	1
03.08.15	MTC, 12-OD-typeA	NW-Tulkarm	3:31pm-3:45pm	0	0	55	8	10	14	1	1	0	11	3	0	5	0	0
03.08.15	MTC, 12-OD-typeA	NW-Tulkarm	3:46pm-4:00pm	0	0	53	0	9	14	0	1	0	12	1	0	8	1	0
03.08.15	MTC, 12-OD-typeA	NW-Tulkarm	4:01pm-4:15pm	0	0	59	7	12	14	0	1	0	8	2	0	8	0	0
03.08.15	MTC, 12-OD-typeA	NW-Tulkarm	4:16pm-4:30pm	0	0	49	2	6	6	4	0	0	11	1	0	2	0	0
03.08.15	MTC, 12-OD-typeA	NW-Tulkarm	4:31pm-4:45pm	0	0	61	7	6	14	0	1	0	6	1	0	7	1	1
03.08.15	MTC, 12-OD-typeA	NW-Tulkarm	4:46pm-5:00pm	0	0	64	8	5	5	3	0	0	12	0	0	3	0	1
03.08.15	MTC, 12-OD-typeA	NW-Tulkarm	5:01pm-5:15pm	0	0	51	9	7	12	0	0	0	8	3	0	7	0	1
03.08.15	MTC, 12-OD-typeA	NW-Tulkarm	5:16pm-5:30pm	0	0	38	6	9	16	0	0	0	12	1	0	6	0	0
03.08.15	MTC, 12-OD-typeA	NW-Tulkarm	5:31pm-5:45pm	0	0	40	6	9	5	0	0	0	14	1	0	5	0	0
03.08.15	MTC, 12-OD-typeA	NW-Tulkarm	5:46pm-6:00pm	1	0	47	6	7	7	0	1	0	9	1	0	3	0	1
03.08.15	MTC, 12-OD-typeA	NW-Tulkarm	6:01pm-6:15pm	0	0	50	9	5	2	0	0	0	9	0	0	4	0	1
03.08.15	MTC, 12-OD-typeA	NW-Tulkarm	6:16pm-6:30pm	0	0	56	6	12	5	0	0	0	11	0	0	4	1	0
03.08.15	MTC, 12-OD-typeA	NW-Tulkarm	6:31pm-6:45pm	0	0	51	3	6	8	2	1	0	18	1	0	3	0	1
03.08.15	MTC, 12-OD-typeA	NW-Tulkarm	6:46pm-7:00pm	1	0	53	6	6	8	0	0	0	5	0	0	3	1	0
03.08.15	MTC, 12-OD-typeA	NW-Tulkarm	7:01pm-7:15pm	0	0	55	6	5	7	1	1	0	14	1	0	4	0	0
03.08.15	MTC, 12-OD-typeA	SE-Bayt Iba	3:15pm-3:30pm	0	0	58	9	10	6	0	2	0	11	1	0	7	0	0
03.08.15	MTC, 12-OD-typeA	SE-Bayt Iba	3:31pm-3:45pm	0	0	54	13	8	2	2	1	0	12	0	0	10	2	1
03.08.15	MTC, 12-OD-typeA	SE-Bayt Iba	3:46pm-4:00pm	0	0	61	7	7	0	0	4	0	7	0	0	10	1	4
03.08.15	MTC, 12-OD-typeA	SE-Bayt Iba	4:01pm-4:15pm	0	0	67	5	2	5	1	7	0	17	0	0	8	0	0
03.08.15	MTC, 12-OD-typeA	SE-Bayt Iba	4:16pm-4:30pm	0	0	54	6	5	4	0	3	1	8	3	0	8	0	1
03.08.15	MTC, 12-OD-typeA	SE-Bayt Iba	4:31pm-4:45pm	0	0	40	9	16	4	1	2	2	14	0	0	11	0	1
03.08.15	MTC, 12-OD-typeA	SE-Bayt Iba	4:46pm-5:00pm	0	0	62	7	2	1	0	3	0	12	1	0	8	0	0
03.08.15	MTC, 12-OD-typeA	SE-Bayt Iba	5:01pm-5:15pm	0	0	40	7	7	4	0	5	1	10	1	0	5	0	0
03.08.15	MTC, 12-OD-typeA	SE-Bayt Iba	5:16pm-5:30pm	0	0	51	10	2	4	0	4	0	7	0	0	6	0	0
03.08.15	MTC, 12-OD-typeA	SE-Bayt Iba	5:31pm-5:45pm	0	0	58	12	3	5	3	3	0	12	3	0	4	1	0
03.08.15	MTC, 12-OD-typeA	SE-Bayt Iba	5:46pm-6:00pm	0	0	53	8	6	2	0	0	0	7	0	0	5	0	0
03.08.15	MTC, 12-OD-typeA	SE-Bayt Iba	6:01pm-6:15pm	0	0	50	11	4	5	1	4	0	5	0	0	6	2	0
03.08.15	MTC, 12-OD-typeA	SE-Bayt Iba	6:16pm-6:30pm	0	0	44	5	6	10	0	1	0	4	0	0	6	0	0
03.08.15	MTC, 12-OD-typeA	SE-Bayt Iba	6:31pm-6:45pm	0	0	66	7	9	6	2	0	0	7	2	0	5	0	1
03.08.15	MTC, 12-OD-typeA	SE-Bayt Iba	6:46pm-7:00pm	0	0	62	4	7	2	1	4	1	4	1	1	6	1	0
03.08.15	MTC, 12-OD-typeA	SE-Bayt Iba	7:01pm-7:15pm	0	0	67	8	4	0	0	4	0	8	0	0	1	0	0



Tab 63. Manual Traffic Counts Original Survey Sheet - Location 13_OD_A

Date	Position	Direction	Time	1 MOTORCYCLE		2 PASSENGER CAR		3 LIGHT HEAVY VHLS		4 PRIVATE BUS		SERVICE		6 PUBLIC TRANSPORT		7 LARGE HEAVY VHLS #01		8 LARGE HEAVY VHLS #02	
				(AASHTO CLASS 1)	(AASHTO CLASS 1)	(AASHTO CLASS 2)	(AASHTO CLASS 2)	(AASHTO CLASS 3 AND 5)	(AASHTO CLASS 4)	(AASHTO CLASS 4)	(MINIBUS COLLECTIVE TAXI)	(AASHTO CLASS 4)	(AASHTO CLASS 4)	(AASHTO CLASS 4)	(AASHTO CLASS 4)	(AASHTO CLASS 6,7&9)	(AASHTO CLASS 6,7&9)	(AASHTO CLASS 10,11,12,13)	(AASHTO CLASS 10,11,12,13)
03.08.15	MTC, 13-OD-typeA	NW-Ramallah City Centre	3:15pm-3:30pm	1 Motorcycle - white pl	3	2 Passenger - car - white pl	77	10	27	3	0	2	32	0	2	3	1	1	1
03.08.15	MTC, 13-OD-typeA	NW-Ramallah City Centre	3:31pm-3:45pm	1 Motorcycle - white pl	0	1 Passenger - car - white pl	78	15	47	10	1	6	37	1	1	1	0	1	1
03.08.15	MTC, 13-OD-typeA	NW-Ramallah City Centre	3:46pm-4:00pm	1 Motorcycle - white pl	1	3 Passenger - car - white pl	65	13	45	8	0	2	39	0	1	8	1	2	0
03.08.15	MTC, 13-OD-typeA	NW-Ramallah City Centre	4:01pm-4:15pm	1 Motorcycle - white pl	1	3 Passenger - car - white pl	66	13	40	5	1	4	45	0	1	9	0	1	0
03.08.15	MTC, 13-OD-typeA	NW-Ramallah City Centre	4:16pm-4:30pm	1 Motorcycle - white pl	2	0 Passenger - car - white pl	69	11	53	1	0	2	53	0	1	1	0	0	1
03.08.15	MTC, 13-OD-typeA	NW-Ramallah City Centre	4:31pm-4:45pm	1 Motorcycle - white pl	0	2 Passenger - car - white pl	67	13	42	8	1	5	37	0	1	2	1	0	1
03.08.15	MTC, 13-OD-typeA	NW-Ramallah City Centre	4:46pm-5:00pm	1 Motorcycle - white pl	0	4 Passenger - car - white pl	58	12	41	6	0	3	36	0	1	1	1	2	1
03.08.15	MTC, 13-OD-typeA	NW-Ramallah City Centre	5:01pm-5:15pm	1 Motorcycle - white pl	0	3 Passenger - car - white pl	57	12	43	0	1	4	42	0	2	5	0	1	0
03.08.15	MTC, 13-OD-typeA	NW-Ramallah City Centre	5:16pm-5:30pm	1 Motorcycle - white pl	0	2 Passenger - car - white pl	65	15	45	2	2	5	43	0	1	3	0	1	0
03.08.15	MTC, 13-OD-typeA	NW-Ramallah City Centre	5:31pm-5:45pm	1 Motorcycle - white pl	1	0 Passenger - car - white pl	54	12	50	5	4	2	30	0	0	1	0	0	0
03.08.15	MTC, 13-OD-typeA	NW-Ramallah City Centre	5:46pm-6:00pm	1 Motorcycle - white pl	0	2 Passenger - car - white pl	55	9	49	3	1	2	33	0	0	0	0	1	0
03.08.15	MTC, 13-OD-typeA	NW-Ramallah City Centre	6:01pm-6:15pm	1 Motorcycle - white pl	0	4 Passenger - car - white pl	65	10	49	5	3	2	35	0	2	2	0	0	0
03.08.15	MTC, 13-OD-typeA	NW-Ramallah City Centre	6:16pm-6:30pm	1 Motorcycle - white pl	0	1 Passenger - car - white pl	45	7	38	4	0	1	36	0	3	0	0	0	1
03.08.15	MTC, 13-OD-typeA	NW-Ramallah City Centre	6:31pm-6:45pm	1 Motorcycle - white pl	0	2 Passenger - car - white pl	42	8	40	2	0	1	27	0	0	2	0	0	1
03.08.15	MTC, 13-OD-typeA	NW-Ramallah City Centre	6:46pm-7:00pm	1 Motorcycle - white pl	0	3 Passenger - car - white pl	70	13	47	6	2	1	25	0	1	0	0	1	1
03.08.15	MTC, 13-OD-typeA	NW-Ramallah City Centre	7:01pm-7:15pm	1 Motorcycle - white pl	0	1 Passenger - car - white pl	75	14	70	4	5	1	28	0	1	3	0	0	0
03.08.15	MTC, 13-OD-typeA	SE-Kafr 'aqb	3:15pm-3:30pm	1 Motorcycle - white pl	1	0 Passenger - car - white pl	78	7	49	2	0	3	41	1	1	2	0	1	1
03.08.15	MTC, 13-OD-typeA	SE-Kafr 'aqb	3:31pm-3:45pm	1 Motorcycle - white pl	1	2 Passenger - car - white pl	77	10	52	3	0	9	41	0	2	4	0	2	0
03.08.15	MTC, 13-OD-typeA	SE-Kafr 'aqb	3:46pm-4:00pm	1 Motorcycle - white pl	0	3 Passenger - car - white pl	80	10	59	3	0	2	35	1	1	3	0	2	0
03.08.15	MTC, 13-OD-typeA	SE-Kafr 'aqb	4:01pm-4:15pm	1 Motorcycle - white pl	0	1 Passenger - car - white pl	60	16	64	4	1	1	39	0	3	3	2	0	2
03.08.15	MTC, 13-OD-typeA	SE-Kafr 'aqb	4:16pm-4:30pm	1 Motorcycle - white pl	1	1 Passenger - car - white pl	69	10	54	1	0	6	29	0	1	1	0	0	0
03.08.15	MTC, 13-OD-typeA	SE-Kafr 'aqb	4:31pm-4:45pm	1 Motorcycle - white pl	0	2 Passenger - car - white pl	60	11	63	2	2	1	36	0	1	6	1	2	0
03.08.15	MTC, 13-OD-typeA	SE-Kafr 'aqb	4:46pm-5:00pm	1 Motorcycle - white pl	0	2 Passenger - car - white pl	65	15	70	1	0	3	42	0	2	1	1	0	0
03.08.15	MTC, 13-OD-typeA	SE-Kafr 'aqb	5:01pm-5:15pm	1 Motorcycle - white pl	1	4 Passenger - car - white pl	60	11	67	1	1	2	34	1	1	0	0	1	2
03.08.15	MTC, 13-OD-typeA	SE-Kafr 'aqb	5:16pm-5:30pm	1 Motorcycle - white pl	0	3 Passenger - car - white pl	63	12	42	6	0	1	35	0	2	0	0	0	0
03.08.15	MTC, 13-OD-typeA	SE-Kafr 'aqb	5:31pm-5:45pm	1 Motorcycle - white pl	0	4 Passenger - car - white pl	71	14	31	4	1	0	35	0	4	0	1	0	1
03.08.15	MTC, 13-OD-typeA	SE-Kafr 'aqb	5:46pm-6:00pm	1 Motorcycle - white pl	0	4 Passenger - car - white pl	47	10	25	5	0	1	24	0	0	2	0	0	0
03.08.15	MTC, 13-OD-typeA	SE-Kafr 'aqb	6:01pm-6:15pm	1 Motorcycle - white pl	0	4 Passenger - car - white pl	57	12	53	5	2	1	30	0	0	1	0	0	1
03.08.15	MTC, 13-OD-typeA	SE-Kafr 'aqb	6:16pm-6:30pm	1 Motorcycle - white pl	0	1 Passenger - car - white pl	53	10	53	0	2	0	27	0	2	0	0	0	0
03.08.15	MTC, 13-OD-typeA	SE-Kafr 'aqb	6:31pm-6:45pm	1 Motorcycle - white pl	0	5 Passenger - car - white pl	45	9	47	2	1	0	18	0	1	1	0	0	0
03.08.15	MTC, 13-OD-typeA	SE-Kafr 'aqb	6:46pm-7:00pm	1 Motorcycle - white pl	0	1 Passenger - car - white pl	42	12	44	1	0	1	19	0	3	3	0	0	0
03.08.15	MTC, 13-OD-typeA	SE-Kafr 'aqb	7:01pm-7:15pm	1 Motorcycle - white pl	0	5 Passenger - car - white pl	65	15	43	2	2	3	35	0	0	4	0	3	2



Tab 64. Manual Traffic Counts Original Survey Sheet - Location 14_OD_A

Date	Position	Direction	Time	1 MOTORCYCLE		2 PASSENGER CAR		3 LIGHT HEAVY VHLS		4 PRIVATE BUS		SERVICE		6 PUBLIC TRANSPORT		7 LARGE HEAVY VHLS #01		8 LARGE HEAVY VHLS #02	
				(AASHTO CLASS 1)	(AASHTO CLASS 1)	(AASHTO CLASS 2)	(AASHTO CLASS 2)	(AASHTO CLASS 3 AND 5)	(AASHTO CLASS 3 AND 5)	(AASHTO CLASS 4)	(AASHTO CLASS 4)	(MINIBUS COLLECTIVE TAXI)	(AASHTO CLASS 4)	(AASHTO CLASS 4)	(AASHTO CLASS 4)	(AASHTO CLASS 6,7&9)	(AASHTO CLASS 6,7&9)	(AASHTO CLASS 10,11,12,13)	(AASHTO CLASS 10,11,12,13)
03.08.15	MTC, 14-OD-typeA	N-Jalazun	3:15pm-3:30pm	1 Motorcycle - white pl	2 Motorcycle - yellow pl	2 Passenger car - white pl	2 Passenger car - green pl	3 Light Heavy vehicles - white pl	3 Light Heavy vehicles - yellow pl	4 Private Bus - white pl	4 Private Bus - yellow pl	6 Public Transport - green pl	6 Public Transport - yellow pl	7 Large Heavy Vehicles - white pl	7 Large Heavy Vehicles - yellow pl	8 Large Heavy Vehicles - white pl	8 Large Heavy Vehicles - yellow pl	8 Large Heavy Vehicles - white pl	8 Large Heavy Vehicles - yellow pl
03.08.15	MTC, 14-OD-typeA	N-Jalazun	3:31pm-3:45pm	0	167	14	16	3	1	9	0	16	3	0	4	1	0	1	0
03.08.15	MTC, 14-OD-typeA	N-Jalazun	3:46pm-4:00pm	0	155	19	20	6	0	3	0	15	0	0	6	0	1	0	0
03.08.15	MTC, 14-OD-typeA	N-Jalazun	4:01pm-4:15pm	0	164	14	24	6	0	3	0	13	2	0	5	0	0	0	0
03.08.15	MTC, 14-OD-typeA	N-Jalazun	4:16pm-4:30pm	0	159	20	20	3	0	4	1	15	0	0	5	2	1	0	0
03.08.15	MTC, 14-OD-typeA	N-Jalazun	4:31pm-4:45pm	1	0	115	13	20	6	2	0	19	1	1	8	1	0	0	0
03.08.15	MTC, 14-OD-typeA	N-Jalazun	4:46pm-5:00pm	0	116	18	27	13	2	9	0	10	1	0	2	0	0	0	0
03.08.15	MTC, 14-OD-typeA	N-Jalazun	5:01pm-5:15pm	0	146	25	21	4	0	7	2	14	2	0	12	0	0	1	0
03.08.15	MTC, 14-OD-typeA	N-Jalazun	5:16pm-5:30pm	2	1	130	17	18	5	4	0	13	2	0	10	0	0	0	0
03.08.15	MTC, 14-OD-typeA	N-Jalazun	5:31pm-5:45pm	0	103	14	20	6	0	2	1	9	2	0	6	0	0	1	0
03.08.15	MTC, 14-OD-typeA	N-Jalazun	5:46pm-6:00pm	0	128	21	14	2	0	0	1	16	1	0	3	1	0	0	0
03.08.15	MTC, 14-OD-typeA	N-Jalazun	6:01pm-6:15pm	1	0	100	13	19	7	1	0	8	0	0	5	0	0	0	0
03.08.15	MTC, 14-OD-typeA	N-Jalazun	6:16pm-6:30pm	0	1	87	14	14	2	1	5	9	1	0	3	1	0	1	0
03.08.15	MTC, 14-OD-typeA	N-Jalazun	6:31pm-6:45pm	1	0	93	14	23	3	4	0	10	1	0	2	0	0	1	0
03.08.15	MTC, 14-OD-typeA	N-Jalazun	6:46pm-7:00pm	0	0	133	19	16	2	0	4	4	0	0	1	0	0	0	0
03.08.15	MTC, 14-OD-typeA	N-Jalazun	7:01pm-7:15pm	0	0	120	16	20	5	0	2	6	0	0	3	0	1	0	0
03.08.15	MTC, 14-OD-typeA	S-Ramallah City Centre	3:15pm-3:30pm	1	0	100	26	27	9	0	2	11	2	0	5	0	0	1	0
03.08.15	MTC, 14-OD-typeA	S-Ramallah City Centre	3:31pm-3:45pm	0	1	106	14	21	5	0	0	15	2	0	3	0	0	1	0
03.08.15	MTC, 14-OD-typeA	S-Ramallah City Centre	3:46pm-4:00pm	0	0	102	14	27	4	0	0	17	3	0	5	1	0	1	0
03.08.15	MTC, 14-OD-typeA	S-Ramallah City Centre	4:01pm-4:15pm	0	0	97	20	34	5	0	0	17	1	0	1	1	0	0	0
03.08.15	MTC, 14-OD-typeA	S-Ramallah City Centre	4:16pm-4:30pm	0	1	86	12	25	5	1	2	18	1	0	0	1	0	0	0
03.08.15	MTC, 14-OD-typeA	S-Ramallah City Centre	4:31pm-4:45pm	0	0	97	16	25	8	0	0	14	0	0	6	1	0	1	0
03.08.15	MTC, 14-OD-typeA	S-Ramallah City Centre	4:46pm-5:00pm	2	0	77	14	18	5	1	0	12	0	2	2	0	1	2	0
03.08.15	MTC, 14-OD-typeA	S-Ramallah City Centre	5:01pm-5:15pm	0	0	106	20	16	8	0	0	16	2	0	0	0	1	0	0
03.08.15	MTC, 14-OD-typeA	S-Ramallah City Centre	5:16pm-5:30pm	2	1	89	11	14	8	0	1	17	0	0	0	1	0	0	0
03.08.15	MTC, 14-OD-typeA	S-Ramallah City Centre	5:31pm-5:45pm	0	1	95	10	22	3	1	0	12	2	0	1	0	0	0	0
03.08.15	MTC, 14-OD-typeA	S-Ramallah City Centre	5:46pm-6:00pm	0	0	55	12	18	8	0	0	14	0	0	0	0	0	0	0
03.08.15	MTC, 14-OD-typeA	S-Ramallah City Centre	6:01pm-6:15pm	0	0	92	15	24	7	0	0	10	2	0	0	0	1	0	0
03.08.15	MTC, 14-OD-typeA	S-Ramallah City Centre	6:16pm-6:30pm	0	0	85	14	19	5	2	0	11	3	0	2	2	0	0	0
03.08.15	MTC, 14-OD-typeA	S-Ramallah City Centre	6:31pm-6:45pm	0	0	85	9	10	8	0	1	9	0	0	2	0	0	0	0
03.08.15	MTC, 14-OD-typeA	S-Ramallah City Centre	6:46pm-7:00pm	0	0	78	8	17	5	2	1	6	2	0	3	1	0	0	0
03.08.15	MTC, 14-OD-typeA	S-Ramallah City Centre	7:01pm-7:15pm	0	0	102	8	20	6	1	0	11	0	0	1	0	0	2	0



Tab 65. Manual Traffic Counts Original Survey Sheet - Location 15_OD_A

Date	Position	Direction	Time	1 MOTORCYCLE		2 PASSENGER CAR		3 LIGHT HEAVY VHLS		4 PRIVATE BUS		SERVICE		6 PUBLIC TRANSPORT		7 LARGE HEAVY VHLS #01		8 LARGE HEAVY VHLS #02	
				(AASHTO CLASS 1)	(AASHTO CLASS 1)	(AASHTO CLASS 2)	(AASHTO CLASS 2)	(AASHTO CLASSES 3 AND 5)	(AASHTO CLASS 4)	(MINIBUS COLLECTIVE TAXI)	(AASHTO CLASS 4)	(AASHTO CLASS 4)	(AASHTO CLASS 4)	(AASHTO CLASS 4)	(AASHTO CLASS 4)	(AASHTO CLASS 6,7&9)	(AASHTO CLASS 6,7&9)	(AASHTO CLASS 10,11,12,13)	(AASHTO CLASS 10,11,12,13)
03.08.15	MTC, 15-OD-typeA	E-Jahalin_Hisma	3:15pm-3:30pm	1	0	25	1	53	16	13	0	0	5	0	1	4	5	0	0
03.08.15	MTC, 15-OD-typeA	E-Jahalin_Hisma	3:31pm-3:45pm	4	0	26	1	58	8	9	1	0	2	0	1	3	2	0	0
03.08.15	MTC, 15-OD-typeA	E-Jahalin_Hisma	3:46pm-4:00pm	3	0	23	3	75	5	9	1	0	5	0	2	4	2	0	0
03.08.15	MTC, 15-OD-typeA	E-Jahalin_Hisma	4:01pm-4:15pm	1	0	11	0	38	6	6	0	0	5	0	0	2	1	2	0
03.08.15	MTC, 15-OD-typeA	E-Jahalin_Hisma	4:16pm-4:30pm	1	0	34	0	64	7	11	0	0	3	0	1	8	1	0	0
03.08.15	MTC, 15-OD-typeA	E-Jahalin_Hisma	4:31pm-4:45pm	1	1	21	0	44	4	6	0	0	5	0	1	4	1	0	0
03.08.15	MTC, 15-OD-typeA	E-Jahalin_Hisma	4:46pm-5:00pm	0	2	15	0	58	6	11	0	0	7	0	2	12	1	0	0
03.08.15	MTC, 15-OD-typeA	E-Jahalin_Hisma	5:01pm-5:15pm	0	2	28	1	62	1	12	0	0	2	0	1	8	3	0	0
03.08.15	MTC, 15-OD-typeA	E-Jahalin_Hisma	5:16pm-5:30pm	1	2	19	0	69	6	14	0	0	5	0	0	4	1	0	0
03.08.15	MTC, 15-OD-typeA	E-Jahalin_Hisma	5:31pm-5:45pm	1	1	14	0	71	9	4	0	0	1	0	1	4	2	0	0
03.08.15	MTC, 15-OD-typeA	E-Jahalin_Hisma	5:46pm-6:00pm	2	2	32	0	74	9	8	0	0	1	0	1	0	2	0	0
03.08.15	MTC, 15-OD-typeA	E-Jahalin_Hisma	6:01pm-6:15pm	2	1	23	2	77	6	20	0	0	5	0	1	5	1	0	0
03.08.15	MTC, 15-OD-typeA	E-Jahalin_Hisma	6:16pm-6:30pm	0	2	20	0	64	6	16	0	0	1	0	3	2	1	0	0
03.08.15	MTC, 15-OD-typeA	E-Jahalin_Hisma	6:31pm-6:45pm	1	3	33	3	78	8	12	0	0	3	0	2	4	3	0	0
03.08.15	MTC, 15-OD-typeA	E-Jahalin_Hisma	6:46pm-7:00pm	0	1	29	0	77	11	10	1	0	1	0	1	1	3	0	0
03.08.15	MTC, 15-OD-typeA	E-Jahalin_Hisma	7:01pm-7:15pm	2	1	20	2	78	6	3	0	0	0	0	2	5	4	0	0
03.08.15	MTC, 15-OD-typeA	W-Abu Dis	3:15pm-3:30pm	0	0	21	0	68	5	16	5	0	6	0	1	4	4	0	0
03.08.15	MTC, 15-OD-typeA	W-Abu Dis	3:31pm-3:45pm	0	4	18	0	56	2	5	3	1	7	0	1	0	3	0	1
03.08.15	MTC, 15-OD-typeA	W-Abu Dis	3:46pm-4:00pm	0	2	29	2	63	0	16	4	0	10	1	3	9	3	0	0
03.08.15	MTC, 15-OD-typeA	W-Abu Dis	4:01pm-4:15pm	1	1	20	0	68	2	17	1	0	13	0	2	3	2	0	0
03.08.15	MTC, 15-OD-typeA	W-Abu Dis	4:16pm-4:30pm	1	4	13	0	62	2	12	2	2	6	0	1	2	5	0	1
03.08.15	MTC, 15-OD-typeA	W-Abu Dis	4:31pm-4:45pm	0	1	22	2	58	0	8	1	0	7	0	1	2	2	0	0
03.08.15	MTC, 15-OD-typeA	W-Abu Dis	4:46pm-5:00pm	0	2	15	1	69	2	11	0	1	5	0	2	3	2	0	0
03.08.15	MTC, 15-OD-typeA	W-Abu Dis	5:01pm-5:15pm	0	3	20	1	63	0	16	0	0	5	0	0	1	0	0	1
03.08.15	MTC, 15-OD-typeA	W-Abu Dis	5:16pm-5:30pm	0	0	13	0	74	1	10	2	0	7	0	2	1	2	0	0
03.08.15	MTC, 15-OD-typeA	W-Abu Dis	5:31pm-5:45pm	1	1	11	0	73	0	20	1	0	8	0	0	2	2	0	0
03.08.15	MTC, 15-OD-typeA	W-Abu Dis	5:46pm-6:00pm	0	3	17	1	77	5	20	3	1	10	0	2	1	5	0	0
03.08.15	MTC, 15-OD-typeA	W-Abu Dis	6:01pm-6:15pm	0	3	14	2	80	0	13	1	0	10	0	6	2	0	0	0
03.08.15	MTC, 15-OD-typeA	W-Abu Dis	6:16pm-6:30pm	0	0	17	1	89	2	16	0	1	6	1	1	6	1	0	1
03.08.15	MTC, 15-OD-typeA	W-Abu Dis	6:31pm-6:45pm	0	0	19	0	80	2	18	0	1	7	0	3	3	0	0	0
03.08.15	MTC, 15-OD-typeA	W-Abu Dis	6:46pm-7:00pm	0	0	11	1	93	0	14	1	0	3	0	3	2	1	0	0
03.08.15	MTC, 15-OD-typeA	W-Abu Dis	7:01pm-7:15pm	0	0	15	1	50	0	18	0	1	11	0	3	1	4	0	1



Tab 66. Manual Traffic Counts Original Survey Sheet - Location 16_OD_A

Date	Position	Direction	Time	1 MOTORCYCLE		2 PASSENGER CAR		3 LIGHT HEAVY VHLS		4 PRIVATE BUS		SERVICE		6 PUBLIC TRANSPORT		7 LARGE HEAVY VHLS #01		8 LARGE HEAVY VHLS #02	
				(AASHTO CLASS 1)	(AASHTO CLASS 1)	(AASHTO CLASS 2)	(AASHTO CLASS 2)	(AASHTO CLASS 3 AND 5)	(AASHTO CLASS 3 AND 5)	(AASHTO CLASS 4)	(AASHTO CLASS 4)	(MINIBUS COLLECTIVE TAXI)	(AASHTO CLASS 4)	(AASHTO CLASS 4)	(AASHTO CLASS 4)	(AASHTO CLASS 6,7&9)	(AASHTO CLASS 6,7&9)	(AASHTO CLASS 10,11,12,13)	(AASHTO CLASS 10,11,12,13)
03.08.15	MTC, 16-OD-typeA	N-Abu Dis Ramallah	3:15pm-3:30pm	0	0	33	1	5	2	0	0	10	0	0	0	7	3	2	0
03.08.15	MTC, 16-OD-typeA	N-Abu Dis Ramallah	3:31pm-3:45pm	0	0	30	6	2	3	0	1	7	0	0	0	15	0	1	0
03.08.15	MTC, 16-OD-typeA	N-Abu Dis Ramallah	3:46pm-4:00pm	0	0	34	6	2	2	0	1	9	0	0	0	6	2	1	0
03.08.15	MTC, 16-OD-typeA	N-Abu Dis Ramallah	4:01pm-4:15pm	0	0	40	2	4	3	0	1	12	0	0	0	4	0	0	0
03.08.15	MTC, 16-OD-typeA	N-Abu Dis Ramallah	4:16pm-4:30pm	0	0	31	0	9	6	0	2	3	0	0	0	4	3	1	1
03.08.15	MTC, 16-OD-typeA	N-Abu Dis Ramallah	4:31pm-4:45pm	0	0	18	6	5	6	0	1	9	0	0	0	11	0	0	0
03.08.15	MTC, 16-OD-typeA	N-Abu Dis Ramallah	4:46pm-5:00pm	0	0	39	3	5	3	0	3	9	1	0	0	6	0	1	0
03.08.15	MTC, 16-OD-typeA	N-Abu Dis Ramallah	5:01pm-5:15pm	0	0	47	4	5	5	0	3	10	1	1	1	5	1	0	0
03.08.15	MTC, 16-OD-typeA	N-Abu Dis Ramallah	5:16pm-5:30pm	1	0	37	4	5	3	0	1	4	1	0	0	5	0	0	0
03.08.15	MTC, 16-OD-typeA	N-Abu Dis Ramallah	5:31pm-5:45pm	0	0	49	6	0	4	0	1	8	0	0	0	5	0	0	0
03.08.15	MTC, 16-OD-typeA	N-Abu Dis Ramallah	5:46pm-6:00pm	0	0	22	6	3	5	1	0	7	0	0	0	6	1	0	0
03.08.15	MTC, 16-OD-typeA	N-Abu Dis Ramallah	6:01pm-6:15pm	0	0	33	5	1	7	1	0	7	0	0	0	6	0	2	0
03.08.15	MTC, 16-OD-typeA	N-Abu Dis Ramallah	6:16pm-6:30pm	0	0	40	6	2	5	0	0	8	0	1	1	12	1	0	0
03.08.15	MTC, 16-OD-typeA	N-Abu Dis Ramallah	6:31pm-6:45pm	0	0	24	2	3	5	0	2	7	0	0	0	7	0	0	0
03.08.15	MTC, 16-OD-typeA	N-Abu Dis Ramallah	6:46pm-7:00pm	0	0	26	4	5	4	0	3	1	8	1	0	10	0	0	0
03.08.15	MTC, 16-OD-typeA	N-Abu Dis Ramallah	7:01pm-7:15pm	0	0	23	3	5	4	1	3	6	1	0	0	3	1	0	0
03.08.15	MTC, 16-OD-typeA	S-Bethlehem	3:15pm-3:30pm	0	0	48	6	7	1	1	0	8	0	1	1	10	2	0	0
03.08.15	MTC, 16-OD-typeA	S-Bethlehem	3:31pm-3:45pm	1	0	89	2	6	0	0	3	12	1	1	1	11	3	4	0
03.08.15	MTC, 16-OD-typeA	S-Bethlehem	3:46pm-4:00pm	0	0	64	2	7	0	0	2	17	1	0	10	3	0	0	0
03.08.15	MTC, 16-OD-typeA	S-Bethlehem	4:01pm-4:15pm	0	0	55	4	2	1	0	1	17	0	0	12	0	1	0	0
03.08.15	MTC, 16-OD-typeA	S-Bethlehem	4:16pm-4:30pm	0	0	77	6	6	0	1	1	17	0	0	16	0	1	0	0
03.08.15	MTC, 16-OD-typeA	S-Bethlehem	4:31pm-4:45pm	0	0	75	1	5	1	0	3	11	0	0	7	0	0	0	0
03.08.15	MTC, 16-OD-typeA	S-Bethlehem	4:46pm-5:00pm	0	0	74	4	1	0	0	0	16	0	0	18	2	1	0	0
03.08.15	MTC, 16-OD-typeA	S-Bethlehem	5:01pm-5:15pm	0	0	77	4	4	0	0	1	16	0	0	17	1	0	0	0
03.08.15	MTC, 16-OD-typeA	S-Bethlehem	5:16pm-5:30pm	0	0	101	2	1	1	0	2	17	1	0	16	0	2	0	0
03.08.15	MTC, 16-OD-typeA	S-Bethlehem	5:31pm-5:45pm	0	0	77	2	4	0	0	2	13	0	0	8	0	2	0	0
03.08.15	MTC, 16-OD-typeA	S-Bethlehem	5:46pm-6:00pm	0	0	75	2	10	0	0	2	12	0	0	10	0	4	0	0
03.08.15	MTC, 16-OD-typeA	S-Bethlehem	6:01pm-6:15pm	0	0	43	6	2	0	0	1	9	1	0	10	0	0	0	0
03.08.15	MTC, 16-OD-typeA	S-Bethlehem	6:16pm-6:30pm	0	0	68	1	2	0	0	0	12	0	0	15	0	1	0	0
03.08.15	MTC, 16-OD-typeA	S-Bethlehem	6:31pm-6:45pm	0	0	55	10	2	0	0	0	8	0	0	7	0	1	0	0
03.08.15	MTC, 16-OD-typeA	S-Bethlehem	6:46pm-7:00pm	0	0	37	4	4	0	0	0	6	0	0	10	0	1	0	0
03.08.15	MTC, 16-OD-typeA	S-Bethlehem	7:01pm-7:15pm	0	0	38	4	3	0	0	1	7	0	0	6	0	1	0	0



Tab 67. Manual Traffic Counts Original Survey Sheet - Location 17_OD_A

Date	Position	Direction	Time	1 MOTORCYCLE		2 PASSENGER CAR		3 LIGHT HEAVY VHLS		4 PRIVATE BUS		SERVICE		6 PUBLIC TRANSPORT		7 LARGE HEAVY VHLS #01		8 LARGE HEAVY VHLS #02	
				(AASHTO CLASS 1)	(AASHTO CLASS 1)	(AASHTO CLASS 2)	(AASHTO CLASS 2)	(AASHTO CLASS 3 AND 5)	(AASHTO CLASS 4)	(AASHTO CLASS 4)	(MINIBUS COLLECTIVE TAXI)	(AASHTO CLASS 4)	(AASHTO CLASS 4)	(AASHTO CLASS 4)	(AASHTO CLASS 4)	(AASHTO CLASS 6,7&9)	(AASHTO CLASS 6,7&9)	(AASHTO CLASS 10,11,12,13)	(AASHTO CLASS 10,11,12,13)
03.08.15	MTC, 17-OD-typeA	W-Bethlehem (City Centre)	3:15pm-3:30pm	1	0	82	14	10	1	2	0	0	18	1	1	0	1	0	0
03.08.15	MTC, 17-OD-typeA	W-Bethlehem (City Centre)	3:31pm-3:45pm	0	0	74	16	11	0	3	1	0	14	0	0	0	3	0	0
03.08.15	MTC, 17-OD-typeA	W-Bethlehem (City Centre)	3:46pm-4:00pm	0	0	76	12	7	0	6	0	2	12	1	0	0	2	0	0
03.08.15	MTC, 17-OD-typeA	W-Bethlehem (City Centre)	4:01pm-4:15pm	0	1	71	12	12	1	5	0	1	19	0	1	1	3	0	0
03.08.15	MTC, 17-OD-typeA	W-Bethlehem (City Centre)	4:16pm-4:30pm	0	1	66	11	8	1	6	0	2	15	2	0	1	6	0	0
03.08.15	MTC, 17-OD-typeA	W-Bethlehem (City Centre)	4:31pm-4:45pm	0	0	70	6	9	1	7	0	3	18	0	1	0	5	0	0
03.08.15	MTC, 17-OD-typeA	W-Bethlehem (City Centre)	4:46pm-5:00pm	0	1	60	7	9	0	1	0	0	7	0	0	0	7	0	0
03.08.15	MTC, 17-OD-typeA	W-Bethlehem (City Centre)	5:01pm-5:15pm	0	0	115	14	15	0	1	0	1	26	0	1	0	5	0	0
03.08.15	MTC, 17-OD-typeA	W-Bethlehem (City Centre)	5:16pm-5:30pm	0	0	105	13	11	0	1	0	0	14	0	1	1	7	0	0
03.08.15	MTC, 17-OD-typeA	W-Bethlehem (City Centre)	5:31pm-5:45pm	0	0	122	16	19	0	0	0	0	19	3	0	1	8	0	0
03.08.15	MTC, 17-OD-typeA	W-Bethlehem (City Centre)	5:46pm-6:00pm	0	0	107	13	19	1	1	0	0	10	0	1	0	10	0	1
03.08.15	MTC, 17-OD-typeA	W-Bethlehem (City Centre)	6:01pm-6:15pm	0	0	106	13	10	0	0	0	0	10	0	0	1	8	0	0
03.08.15	MTC, 17-OD-typeA	W-Bethlehem (City Centre)	6:16pm-6:30pm	0	0	99	18	17	0	0	0	0	12	1	0	0	8	0	0
03.08.15	MTC, 17-OD-typeA	W-Bethlehem (City Centre)	6:31pm-6:45pm	0	0	87	16	17	0	1	0	0	11	0	1	0	7	0	0
03.08.15	MTC, 17-OD-typeA	W-Bethlehem (City Centre)	6:46pm-7:00pm	0	0	111	15	25	0	3	0	0	8	0	0	1	3	0	0
03.08.15	MTC, 17-OD-typeA	W-Bethlehem (City Centre)	7:01pm-7:15pm	0	0	96	8	16	2	1	1	0	2	0	0	0	3	0	0
03.08.15	MTC, 17-OD-typeA	E-Ubeidiya	3:15pm-3:30pm	0	0	62	7	12	1	1	1	1	17	0	0	2	1	0	0
03.08.15	MTC, 17-OD-typeA	E-Ubeidiya	3:31pm-3:45pm	0	0	82	6	14	12	0	1	0	9	2	0	1	0	0	0
03.08.15	MTC, 17-OD-typeA	E-Ubeidiya	3:46pm-4:00pm	0	0	77	9	9	14	1	2	0	13	0	1	0	0	0	0
03.08.15	MTC, 17-OD-typeA	E-Ubeidiya	4:01pm-4:15pm	1	0	81	14	16	19	2	4	1	14	0	0	3	1	1	0
03.08.15	MTC, 17-OD-typeA	E-Ubeidiya	4:16pm-4:30pm	0	0	53	12	17	6	3	1	1	10	3	0	2	0	0	0
03.08.15	MTC, 17-OD-typeA	E-Ubeidiya	4:31pm-4:45pm	0	0	51	9	8	6	1	2	0	12	0	0	3	0	0	0
03.08.15	MTC, 17-OD-typeA	E-Ubeidiya	4:46pm-5:00pm	0	0	95	12	20	21	3	2	1	12	8	0	0	0	2	0
03.08.15	MTC, 17-OD-typeA	E-Ubeidiya	5:01pm-5:15pm	0	0	91	18	17	9	3	3	0	13	1	0	7	0	1	0
03.08.15	MTC, 17-OD-typeA	E-Ubeidiya	5:16pm-5:30pm	0	0	91	19	19	10	1	5	0	17	0	0	1	0	0	0
03.08.15	MTC, 17-OD-typeA	E-Ubeidiya	5:31pm-5:45pm	0	0	79	12	20	2	1	5	0	14	0	0	4	0	0	0
03.08.15	MTC, 17-OD-typeA	E-Ubeidiya	5:46pm-6:00pm	0	0	80	20	9	3	1	3	1	9	0	0	6	1	0	0
03.08.15	MTC, 17-OD-typeA	E-Ubeidiya	6:01pm-6:15pm	0	0	85	18	12	10	2	1	1	20	0	0	3	0	0	0
03.08.15	MTC, 17-OD-typeA	E-Ubeidiya	6:16pm-6:30pm	0	0	83	13	13	4	1	5	1	7	0	1	2	0	1	0
03.08.15	MTC, 17-OD-typeA	E-Ubeidiya	6:31pm-6:45pm	0	0	95	19	20	2	0	4	1	12	0	0	3	1	0	0
03.08.15	MTC, 17-OD-typeA	E-Ubeidiya	6:46pm-7:00pm	1	0	85	12	11	6	3	1	2	16	0	2	0	1	0	0
03.08.15	MTC, 17-OD-typeA	E-Ubeidiya	7:01pm-7:15pm	0	0	80	10	15	5	0	1	0	6	0	1	3	0	0	0



Tab 68. Manual Traffic Counts Original Survey Sheet - Location 18_OD_A

Date	Position	Direction	Time	1 MOTORCYCLE		2 PASSENGER CAR		3 LIGHT HEAVY VHLS		4 PRIVATE BUS		SERVICE		6 PUBLIC TRANSPORT		7 LARGE HEAVY VHLS #01		8 LARGE HEAVY VHLS #02	
				(AASHTO CLASS 1)	(AASHTO CLASS 1)	(AASHTO CLASS 2)	(AASHTO CLASS 2)	(AASHTO CLASS 3 AND 5)	(AASHTO CLASS 3 AND 5)	(AASHTO CLASS 4)	(AASHTO CLASS 4)	(MINIBUS COLLECTIVE TAXI)	(AASHTO CLASS 4)	(AASHTO CLASS 4)	(AASHTO CLASS 4)	(AASHTO CLASS 6,7&9)	(AASHTO CLASS 6,7&9)	(AASHTO CLASS 10,11,12,13)	(AASHTO CLASS 10,11,12,13)
03.08.15	MTC, 18-OD-typeA	N-Ayda Camp	3:15pm-3:30pm	1 Motorcycle - white pl	0	2 Passenger - car - white pl	18	3 Light Heavy vehicles - white pl	4	4 Private Bus - white pl	2	3 Service (minibus - collective taxi) green pl	2	0	2	0	0	0	0
03.08.15	MTC, 18-OD-typeA	N-Ayda Camp	3:31pm-3:45pm	1 Motorcycle - white pl	0	2 Passenger - car - white pl	31	3 Light Heavy vehicles - white pl	6	2	1	12	0	3	0	0	0	0	0
03.08.15	MTC, 18-OD-typeA	N-Ayda Camp	3:46pm-4:00pm	1 Motorcycle - white pl	1	2 Passenger - car - white pl	24	3 Light Heavy vehicles - white pl	4	1	1	12	0	2	1	0	0	0	0
03.08.15	MTC, 18-OD-typeA	N-Ayda Camp	4:01pm-4:15pm	1 Motorcycle - white pl	0	2 Passenger - car - white pl	23	3 Light Heavy vehicles - white pl	4	2	1	9	1	0	1	0	0	0	0
03.08.15	MTC, 18-OD-typeA	N-Ayda Camp	4:16pm-4:30pm	1 Motorcycle - white pl	1	2 Passenger - car - white pl	23	3 Light Heavy vehicles - white pl	2	2	1	3	0	0	2	0	0	0	0
03.08.15	MTC, 18-OD-typeA	N-Ayda Camp	4:31pm-4:45pm	1 Motorcycle - white pl	0	2 Passenger - car - white pl	28	3 Light Heavy vehicles - white pl	3	1	1	3	0	0	0	0	0	0	0
03.08.15	MTC, 18-OD-typeA	N-Ayda Camp	4:46pm-5:00pm	1 Motorcycle - white pl	1	2 Passenger - car - white pl	38	3 Light Heavy vehicles - white pl	0	2	2	4	0	0	2	0	0	0	0
03.08.15	MTC, 18-OD-typeA	N-Ayda Camp	5:01pm-5:15pm	1 Motorcycle - white pl	0	2 Passenger - car - white pl	19	3 Light Heavy vehicles - white pl	3	2	3	8	0	0	1	0	0	0	0
03.08.15	MTC, 18-OD-typeA	N-Ayda Camp	5:16pm-5:30pm	1 Motorcycle - white pl	0	2 Passenger - car - white pl	29	3 Light Heavy vehicles - white pl	6	2	2	5	0	0	4	0	0	0	0
03.08.15	MTC, 18-OD-typeA	N-Ayda Camp	5:31pm-5:45pm	1 Motorcycle - white pl	0	2 Passenger - car - white pl	32	3 Light Heavy vehicles - white pl	7	0	1	7	0	1	1	0	0	0	0
03.08.15	MTC, 18-OD-typeA	N-Ayda Camp	5:46pm-6:00pm	1 Motorcycle - white pl	3	2 Passenger - car - white pl	29	3 Light Heavy vehicles - white pl	2	1	2	5	0	0	1	0	0	0	0
03.08.15	MTC, 18-OD-typeA	N-Ayda Camp	6:01pm-6:15pm	1 Motorcycle - white pl	0	2 Passenger - car - white pl	41	3 Light Heavy vehicles - white pl	2	0	2	3	0	0	0	0	0	0	0
03.08.15	MTC, 18-OD-typeA	N-Ayda Camp	6:16pm-6:30pm	1 Motorcycle - white pl	2	2 Passenger - car - white pl	33	3 Light Heavy vehicles - white pl	2	1	0	3	0	0	1	0	0	0	0
03.08.15	MTC, 18-OD-typeA	N-Ayda Camp	6:31pm-6:45pm	1 Motorcycle - white pl	0	2 Passenger - car - white pl	32	3 Light Heavy vehicles - white pl	3	1	0	8	0	1	2	0	0	0	0
03.08.15	MTC, 18-OD-typeA	N-Ayda Camp	6:46pm-7:00pm	1 Motorcycle - white pl	0	2 Passenger - car - white pl	25	3 Light Heavy vehicles - white pl	5	2	1	2	0	1	3	0	0	0	0
03.08.15	MTC, 18-OD-typeA	N-Ayda Camp	7:01pm-7:15pm	1 Motorcycle - white pl	0	2 Passenger - car - white pl	18	3 Light Heavy vehicles - white pl	4	2	2	3	1	1	1	0	0	0	0
03.08.15	MTC, 18-OD-typeA	S-Bethlehem - City Centre	3:15pm-3:30pm	1 Motorcycle - white pl	0	2 Passenger - car - white pl	53	3 Light Heavy vehicles - white pl	2	1	3	4	2	0	0	0	0	0	0
03.08.15	MTC, 18-OD-typeA	S-Bethlehem - City Centre	3:31pm-3:45pm	1 Motorcycle - white pl	0	2 Passenger - car - white pl	23	3 Light Heavy vehicles - white pl	8	4	2	6	0	0	0	0	0	0	0
03.08.15	MTC, 18-OD-typeA	S-Bethlehem - City Centre	3:46pm-4:00pm	1 Motorcycle - white pl	0	2 Passenger - car - white pl	29	3 Light Heavy vehicles - white pl	4	2	1	7	0	0	2	0	0	0	0
03.08.15	MTC, 18-OD-typeA	S-Bethlehem - City Centre	4:01pm-4:15pm	1 Motorcycle - white pl	0	2 Passenger - car - white pl	34	3 Light Heavy vehicles - white pl	8	4	0	7	0	0	1	0	0	0	0
03.08.15	MTC, 18-OD-typeA	S-Bethlehem - City Centre	4:16pm-4:30pm	1 Motorcycle - white pl	0	2 Passenger - car - white pl	43	3 Light Heavy vehicles - white pl	4	2	0	8	0	1	2	0	0	0	0
03.08.15	MTC, 18-OD-typeA	S-Bethlehem - City Centre	4:31pm-4:45pm	1 Motorcycle - white pl	0	2 Passenger - car - white pl	31	3 Light Heavy vehicles - white pl	4	2	3	9	0	1	1	1	0	0	0
03.08.15	MTC, 18-OD-typeA	S-Bethlehem - City Centre	4:46pm-5:00pm	1 Motorcycle - white pl	0	2 Passenger - car - white pl	32	3 Light Heavy vehicles - white pl	4	6	1	5	0	1	2	0	1	0	0
03.08.15	MTC, 18-OD-typeA	S-Bethlehem - City Centre	5:01pm-5:15pm	1 Motorcycle - white pl	0	2 Passenger - car - white pl	19	3 Light Heavy vehicles - white pl	4	2	1	8	0	1	0	0	0	0	0
03.08.15	MTC, 18-OD-typeA	S-Bethlehem - City Centre	5:16pm-5:30pm	1 Motorcycle - white pl	2	2 Passenger - car - white pl	35	3 Light Heavy vehicles - white pl	6	1	2	6	0	0	2	0	1	0	0
03.08.15	MTC, 18-OD-typeA	S-Bethlehem - City Centre	5:31pm-5:45pm	1 Motorcycle - white pl	2	2 Passenger - car - white pl	35	3 Light Heavy vehicles - white pl	7	7	0	7	0	2	4	0	1	0	0
03.08.15	MTC, 18-OD-typeA	S-Bethlehem - City Centre	5:46pm-6:00pm	1 Motorcycle - white pl	0	2 Passenger - car - white pl	32	3 Light Heavy vehicles - white pl	6	4	0	9	0	0	0	2	0	0	0
03.08.15	MTC, 18-OD-typeA	S-Bethlehem - City Centre	6:01pm-6:15pm	1 Motorcycle - white pl	2	2 Passenger - car - white pl	30	3 Light Heavy vehicles - white pl	5	1	0	10	0	0	1	0	0	0	0
03.08.15	MTC, 18-OD-typeA	S-Bethlehem - City Centre	6:16pm-6:30pm	1 Motorcycle - white pl	0	2 Passenger - car - white pl	12	3 Light Heavy vehicles - white pl	0	1	2	4	0	0	1	0	0	0	0
03.08.15	MTC, 18-OD-typeA	S-Bethlehem - City Centre	6:31pm-6:45pm	1 Motorcycle - white pl	0	2 Passenger - car - white pl	25	3 Light Heavy vehicles - white pl	4	4	2	3	0	0	1	0	0	0	0
03.08.15	MTC, 18-OD-typeA	S-Bethlehem - City Centre	6:46pm-7:00pm	1 Motorcycle - white pl	0	2 Passenger - car - white pl	28	3 Light Heavy vehicles - white pl	4	3	1	4	0	1	1	0	0	0	0
03.08.15	MTC, 18-OD-typeA	S-Bethlehem - City Centre	7:01pm-7:15pm	1 Motorcycle - white pl	1	2 Passenger - car - white pl	24	3 Light Heavy vehicles - white pl	2	2	1	4	0	0	0	0	0	0	0



Tab 69. Manual Traffic Counts Original Survey Sheet - Location 19_OD_A

Date	Position	Direction	Time	1 MOTORCYCLE		2 PASSENGER CAR		3 LIGHT HEAVY VHLS		4 PRIVATE BUS		SERVICE		6 PUBLIC TRANSPORT		7 LARGE HEAVY VHLS #01		8 LARGE HEAVY VHLS #02	
				(AASHTO CLASS 1)	(AASHTO CLASS 1)	(AASHTO CLASS 2)	(AASHTO CLASS 2)	(AASHTO CLASS 3 AND 5)	(AASHTO CLASS 3 AND 5)	(AASHTO CLASS 4)	(AASHTO CLASS 4)	(MINIBUS COLLECTIVE TAXI)	(AASHTO CLASS 4)	(AASHTO CLASS 4)	(AASHTO CLASS 4)	(AASHTO CLASS 6,7&9)	(AASHTO CLASS 6,7&9)	(AASHTO CLASS 10,11,12,13)	(AASHTO CLASS 10,11,12,13)
03.08.15	MTC, 19-OD-typeA	NE-Bethlehem	3:15pm-3:30pm	0	0	39	12	6	6	3	2	1	6	0	1	12	0	2	1
03.08.15	MTC, 19-OD-typeA	NE-Bethlehem	3:31pm-3:45pm	1	1	70	11	7	5	0	1	0	5	0	0	4	1	1	3
03.08.15	MTC, 19-OD-typeA	NE-Bethlehem	3:46pm-4:00pm	0	0	51	11	9	1	0	2	0	6	0	0	13	0	1	0
03.08.15	MTC, 19-OD-typeA	NE-Bethlehem	4:01pm-4:15pm	0	0	45	5	9	2	0	2	1	4	0	0	8	0	1	0
03.08.15	MTC, 19-OD-typeA	NE-Bethlehem	4:16pm-4:30pm	0	0	47	12	12	0	0	1	0	4	0	1	5	0	0	0
03.08.15	MTC, 19-OD-typeA	NE-Bethlehem	4:31pm-4:45pm	0	0	46	14	5	4	0	0	0	5	0	1	5	2	1	0
03.08.15	MTC, 19-OD-typeA	NE-Bethlehem	4:46pm-5:00pm	0	0	48	13	7	2	0	0	0	8	1	0	7	0	3	0
03.08.15	MTC, 19-OD-typeA	NE-Bethlehem	5:01pm-5:15pm	0	0	39	14	4	1	0	1	0	9	0	0	5	1	0	0
03.08.15	MTC, 19-OD-typeA	NE-Bethlehem	5:16pm-5:30pm	0	0	47	3	7	1	0	2	0	4	1	0	6	0	0	0
03.08.15	MTC, 19-OD-typeA	NE-Bethlehem	5:31pm-5:45pm	0	0	39	12	7	6	0	1	1	5	0	1	9	1	1	1
03.08.15	MTC, 19-OD-typeA	NE-Bethlehem	5:46pm-6:00pm	0	0	29	10	9	7	0	1	0	4	0	0	3	1	0	0
03.08.15	MTC, 19-OD-typeA	NE-Bethlehem	6:01pm-6:15pm	0	0	34	5	11	0	0	0	0	3	0	0	3	1	0	0
03.08.15	MTC, 19-OD-typeA	NE-Bethlehem	6:16pm-6:30pm	0	0	47	6	7	1	0	0	0	5	0	0	5	1	1	0
03.08.15	MTC, 19-OD-typeA	NE-Bethlehem	6:31pm-6:45pm	0	0	39	5	11	5	0	1	0	4	1	0	6	0	2	0
03.08.15	MTC, 19-OD-typeA	NE-Bethlehem	6:46pm-7:00pm	0	0	69	15	5	3	0	0	0	4	0	0	7	0	1	1
03.08.15	MTC, 19-OD-typeA	NE-Bethlehem	7:01pm-7:15pm	1	0	51	10	4	2	0	0	0	4	0	1	5	0	1	0
03.08.15	MTC, 19-OD-typeA	SW-Hebron	3:15pm-3:30pm	0	0	53	11	6	5	0	0	0	6	0	1	5	1	0	1
03.08.15	MTC, 19-OD-typeA	SW-Hebron	3:31pm-3:45pm	0	0	70	8	9	6	0	0	0	5	0	0	10	0	0	2
03.08.15	MTC, 19-OD-typeA	SW-Hebron	3:46pm-4:00pm	0	0	62	12	6	5	1	0	0	7	0	0	5	0	4	0
03.08.15	MTC, 19-OD-typeA	SW-Hebron	4:01pm-4:15pm	0	0	54	11	10	9	0	1	1	8	0	0	3	0	4	0
03.08.15	MTC, 19-OD-typeA	SW-Hebron	4:16pm-4:30pm	0	0	71	14	9	7	0	0	0	6	0	0	2	0	5	1
03.08.15	MTC, 19-OD-typeA	SW-Hebron	4:31pm-4:45pm	0	0	83	11	7	10	0	0	0	6	0	0	6	0	0	0
03.08.15	MTC, 19-OD-typeA	SW-Hebron	4:46pm-5:00pm	0	0	67	10	6	9	2	2	0	6	0	0	4	0	1	0
03.08.15	MTC, 19-OD-typeA	SW-Hebron	5:01pm-5:15pm	1	0	58	8	12	4	0	2	0	5	0	0	3	0	3	0
03.08.15	MTC, 19-OD-typeA	SW-Hebron	5:16pm-5:30pm	0	0	70	11	8	6	0	1	1	5	1	0	0	0	0	0
03.08.15	MTC, 19-OD-typeA	SW-Hebron	5:31pm-5:45pm	0	0	74	13	10	11	2	1	0	7	0	0	5	0	0	0
03.08.15	MTC, 19-OD-typeA	SW-Hebron	5:46pm-6:00pm	1	0	69	8	6	9	1	0	0	4	1	0	0	0	2	0
03.08.15	MTC, 19-OD-typeA	SW-Hebron	6:01pm-6:15pm	0	0	81	14	11	5	0	2	2	4	0	0	1	0	0	0
03.08.15	MTC, 19-OD-typeA	SW-Hebron	6:16pm-6:30pm	0	0	68	10	7	6	0	0	0	5	0	0	3	0	1	0
03.08.15	MTC, 19-OD-typeA	SW-Hebron	6:31pm-6:45pm	0	0	59	8	13	8	1	1	0	3	0	0	4	0	1	1
03.08.15	MTC, 19-OD-typeA	SW-Hebron	6:46pm-7:00pm	0	0	71	8	6	5	0	1	0	3	0	0	5	0	4	0
03.08.15	MTC, 19-OD-typeA	SW-Hebron	7:01pm-7:15pm	0	0	73	5	8	10	0	0	0	2	0	0	3	0	2	0



Tab 70. Manual Traffic Counts Original Survey Sheet - Location 20_OD_A

Date	Position	Direction	Time	1 MOTORCYCLE		2 PASSENGER CAR		3 LIGHT HEAVY VHLS		4 PRIVATE BUS		SERVICE		6 PUBLIC TRANSPORT		7 LARGE HEAVY VHLS #01		8 LARGE HEAVY VHLS #02	
				(AASHTO CLASS 1)	(AASHTO CLASS 1)	(AASHTO CLASS 2)	(AASHTO CLASS 2)	(AASHTO CLASS 3 AND 5)	(AASHTO CLASS 3 AND 5)	(AASHTO CLASS 4)	(AASHTO CLASS 4)	(MINIBUS COLLECTIVE TAXI)	(AASHTO CLASS 4)	(AASHTO CLASS 4)	(AASHTO CLASS 4)	(AASHTO CLASS 6,7&9)	(AASHTO CLASS 6,7&9)	(AASHTO CLASS 10,11,12,13)	(AASHTO CLASS 10,11,12,13)
03.08.15	MTC_20-OD-typeA	E-Hebron	3:15pm-3:30pm	0	0	17	8	3	2	1	0	2	0	0	0	2	1	0	0
03.08.15	MTC_20-OD-typeA	E-Hebron	3:31pm-3:45pm	1	0	19	6	4	3	1	2	1	3	0	0	4	1	0	0
03.08.15	MTC_20-OD-typeA	E-Hebron	3:46pm-4:00pm	0	0	22	7	3	3	1	0	3	0	0	0	3	1	1	0
03.08.15	MTC_20-OD-typeA	E-Hebron	4:01pm-4:15pm	0	0	18	4	2	3	1	1	2	2	1	0	3	1	0	1
03.08.15	MTC_20-OD-typeA	E-Hebron	4:16pm-4:30pm	1	0	17	6	2	4	1	1	0	3	0	0	3	1	0	0
03.08.15	MTC_20-OD-typeA	E-Hebron	4:31pm-4:45pm	0	0	18	9	4	1	0	0	2	0	0	0	8	1	0	0
03.08.15	MTC_20-OD-typeA	E-Hebron	4:46pm-5:00pm	0	0	35	5	5	1	1	1	0	1	0	0	9	0	0	0
03.08.15	MTC_20-OD-typeA	E-Hebron	5:01pm-5:15pm	0	0	24	5	9	6	1	0	1	0	0	0	7	1	0	1
03.08.15	MTC_20-OD-typeA	E-Hebron	5:16pm-5:30pm	1	0	19	8	7	5	0	1	1	1	0	0	8	0	0	2
03.08.15	MTC_20-OD-typeA	E-Hebron	5:31pm-5:45pm	0	0	29	5	4	1	1	0	1	2	0	0	5	0	1	2
03.08.15	MTC_20-OD-typeA	E-Hebron	5:46pm-6:00pm	0	0	32	6	6	2	1	1	1	1	0	0	7	0	2	2
03.08.15	MTC_20-OD-typeA	E-Hebron	6:01pm-6:15pm	0	0	44	1	5	4	1	0	0	1	0	0	0	0	1	0
03.08.15	MTC_20-OD-typeA	E-Hebron	6:16pm-6:30pm	0	0	22	6	11	2	1	1	1	1	1	0	5	0	0	0
03.08.15	MTC_20-OD-typeA	E-Hebron	6:31pm-6:45pm	0	0	45	6	8	2	0	1	0	0	0	0	7	0	1	0
03.08.15	MTC_20-OD-typeA	E-Hebron	6:46pm-7:00pm	0	0	40	2	12	0	0	1	1	0	0	0	4	0	1	0
03.08.15	MTC_20-OD-typeA	E-Hebron	7:01pm-7:15pm	0	0	31	2	8	0	0	0	0	1	0	0	6	0	0	0
03.08.15	MTC_20-OD-typeA	W-Tarqumia	3:15pm-3:30pm	0	0	12	4	3	2	1	1	0	2	0	0	4	0	1	0
03.08.15	MTC_20-OD-typeA	W-Tarqumia	3:31pm-3:45pm	0	0	11	5	2	2	2	0	3	0	0	0	3	1	0	0
03.08.15	MTC_20-OD-typeA	W-Tarqumia	3:46pm-4:00pm	0	0	13	4	3	3	1	1	2	4	0	0	3	1	1	1
03.08.15	MTC_20-OD-typeA	W-Tarqumia	4:01pm-4:15pm	0	0	16	6	3	4	3	2	0	3	0	0	3	1	0	0
03.08.15	MTC_20-OD-typeA	W-Tarqumia	4:16pm-4:30pm	0	0	13	5	7	3	2	2	1	3	0	0	3	1	0	1
03.08.15	MTC_20-OD-typeA	W-Tarqumia	4:31pm-4:45pm	0	0	18	6	4	2	1	1	0	1	0	0	7	0	1	0
03.08.15	MTC_20-OD-typeA	W-Tarqumia	4:46pm-5:00pm	0	0	39	5	2	3	1	0	0	3	0	0	7	0	1	0
03.08.15	MTC_20-OD-typeA	W-Tarqumia	5:01pm-5:15pm	0	0	30	5	5	8	0	1	0	2	1	0	6	0	0	0
03.08.15	MTC_20-OD-typeA	W-Tarqumia	5:16pm-5:30pm	1	0	25	5	9	2	0	0	1	0	0	0	6	0	0	1
03.08.15	MTC_20-OD-typeA	W-Tarqumia	5:31pm-5:45pm	0	0	32	6	1	2	0	0	0	3	0	0	7	0	0	0
03.08.15	MTC_20-OD-typeA	W-Tarqumia	5:46pm-6:00pm	0	0	37	3	6	1	0	0	0	1	0	0	6	1	0	0
03.08.15	MTC_20-OD-typeA	W-Tarqumia	6:01pm-6:15pm	0	0	55	0	5	3	0	1	0	2	0	0	5	0	1	0
03.08.15	MTC_20-OD-typeA	W-Tarqumia	6:16pm-6:30pm	0	0	29	8	7	2	0	3	2	1	1	0	5	0	3	0
03.08.15	MTC_20-OD-typeA	W-Tarqumia	6:31pm-6:45pm	0	0	29	4	6	0	0	0	0	0	0	0	7	1	0	1
03.08.15	MTC_20-OD-typeA	W-Tarqumia	6:46pm-7:00pm	0	0	39	4	5	4	0	1	0	2	1	0	3	0	0	0
03.08.15	MTC_20-OD-typeA	W-Tarqumia	7:01pm-7:15pm	0	0	26	2	6	1	0	0	1	0	0	0	2	0	0	0



Tab 71. Manual Traffic Counts Original Survey Sheet - Location 21_OD_A

Date	Position	Direction	Time	1 MOTORCYCLE		2 PASSENGER CAR		3 LIGHT HEAVY VHLS		4 PRIVATE BUS		SERVICE (MINIBUS COLLECTIVE TAXI)	6 PUBLIC TRANSPORT		7 LARGE HEAVY VHLS #01		8 LARGE HEAVY VHLS #02	
				(AASHTO CLASS 1)	(AASHTO CLASS 2)	(AASHTO CLASS 3 AND 5)	(AASHTO CLASS 4)	(AASHTO CLASS 5)	(AASHTO CLASS 6)	(AASHTO CLASS 7)	(AASHTO CLASS 8)	(AASHTO CLASS 9)	(AASHTO CLASS 10)	(AASHTO CLASS 11)	(AASHTO CLASS 12)	(AASHTO CLASS 13)	(AASHTO CLASS 14)	(AASHTO CLASS 15)
03.08.15	MTC 21-OD-typeA	N-Hebron	3:15pm-3:30pm	0	44	6	12	7	1	6	1	12	0	0	7	0	3	0
03.08.15	MTC 21-OD-typeA	N-Hebron	3:31pm-3:45pm	1	47	7	10	4	2	5	2	14	0	0	4	2	3	1
03.08.15	MTC 21-OD-typeA	N-Hebron	3:46pm-4:00pm	1	52	7	14	9	2	7	2	13	0	0	9	0	6	2
03.08.15	MTC 21-OD-typeA	N-Hebron	4:01pm-4:15pm	1	32	4	11	5	3	0	1	10	0	0	10	3	1	0
03.08.15	MTC 21-OD-typeA	N-Hebron	4:16pm-4:30pm	0	39	7	5	9	1	0	0	14	0	0	6	0	5	0
03.08.15	MTC 21-OD-typeA	N-Hebron	4:31pm-4:45pm	1	50	2	10	11	3	1	0	10	0	0	9	0	5	0
03.08.15	MTC 21-OD-typeA	N-Hebron	4:46pm-5:00pm	0	40	12	7	7	2	0	0	6	0	0	8	2	2	0
03.08.15	MTC 21-OD-typeA	N-Hebron	5:01pm-5:15pm	0	51	15	11	11	2	0	1	6	0	0	8	0	4	0
03.08.15	MTC 21-OD-typeA	N-Hebron	5:16pm-5:30pm	1	45	9	8	9	1	1	0	5	1	1	10	1	7	2
03.08.15	MTC 21-OD-typeA	N-Hebron	5:31pm-5:45pm	2	43	11	10	16	3	2	0	6	1	0	7	0	3	0
03.08.15	MTC 21-OD-typeA	N-Hebron	5:46pm-6:00pm	2	47	7	8	15	2	3	3	7	1	1	5	0	1	0
03.08.15	MTC 21-OD-typeA	N-Hebron	6:01pm-6:15pm	3	51	9	9	13	0	3	0	6	1	0	3	0	10	0
03.08.15	MTC 21-OD-typeA	N-Hebron	6:16pm-6:30pm	0	46	7	4	11	1	1	0	7	0	0	6	1	0	0
03.08.15	MTC 21-OD-typeA	N-Hebron	6:31pm-6:45pm	1	40	11	10	7	0	2	0	3	0	0	12	0	1	0
03.08.15	MTC 21-OD-typeA	N-Hebron	6:46pm-7:00pm	1	39	6	4	8	2	5	2	2	2	0	7	2	1	0
03.08.15	MTC 21-OD-typeA	N-Hebron	7:01pm-7:15pm	0	48	9	12	5	3	1	0	2	0	0	13	1	2	1
03.08.15	MTC 21-OD-typeA	S-Al Fawar	3:15pm-3:30pm	1	47	9	9	11	0	2	0	8	0	0	8	0	0	0
03.08.15	MTC 21-OD-typeA	S-Al Fawar	3:31pm-3:45pm	0	38	6	6	6	0	3	0	10	0	0	8	0	1	0
03.08.15	MTC 21-OD-typeA	S-Al Fawar	3:46pm-4:00pm	3	63	9	15	3	1	1	0	7	0	0	8	1	0	0
03.08.15	MTC 21-OD-typeA	S-Al Fawar	4:01pm-4:15pm	1	72	7	13	4	0	0	0	15	0	0	11	0	0	1
03.08.15	MTC 21-OD-typeA	S-Al Fawar	4:16pm-4:30pm	1	62	8	9	5	0	4	0	10	0	0	11	0	0	0
03.08.15	MTC 21-OD-typeA	S-Al Fawar	4:31pm-4:45pm	2	53	9	11	5	0	2	0	9	0	0	5	1	0	0
03.08.15	MTC 21-OD-typeA	S-Al Fawar	4:46pm-5:00pm	1	59	12	14	5	0	0	0	7	0	0	12	1	0	0
03.08.15	MTC 21-OD-typeA	S-Al Fawar	5:01pm-5:15pm	2	50	19	12	8	1	2	0	8	0	1	8	1	0	0
03.08.15	MTC 21-OD-typeA	S-Al Fawar	5:16pm-5:30pm	2	58	7	8	3	0	0	1	7	1	0	7	1	0	0
03.08.15	MTC 21-OD-typeA	S-Al Fawar	5:31pm-5:45pm	1	51	10	11	3	0	2	0	7	1	1	2	0	0	0
03.08.15	MTC 21-OD-typeA	S-Al Fawar	5:46pm-6:00pm	1	59	11	17	7	1	1	0	7	0	0	4	1	0	0
03.08.15	MTC 21-OD-typeA	S-Al Fawar	6:01pm-6:15pm	1	47	4	10	6	1	1	0	7	0	0	5	1	0	0
03.08.15	MTC 21-OD-typeA	S-Al Fawar	6:16pm-6:30pm	1	60	9	7	2	2	3	0	2	0	0	6	0	0	0
03.08.15	MTC 21-OD-typeA	S-Al Fawar	6:31pm-6:45pm	3	62	9	15	10	1	0	0	9	1	0	5	0	0	0
03.08.15	MTC 21-OD-typeA	S-Al Fawar	6:46pm-7:00pm	3	46	7	9	10	1	1	0	5	0	0	9	0	0	0
03.08.15	MTC 21-OD-typeA	S-Al Fawar	7:01pm-7:15pm	3	62	11	13	8	3	2	0	9	1	0	8	1	1	0



Tab 72. Manual Traffic Counts Original Survey Sheet - Location 22_OD_A

				1 MOTORCYCLE		2 PASSENGER CAR		3 LIGHT HEAVY VHLS		4 PRIVATE BUS		SERVICE	6 PUBLIC TRANSPORT		7 LARGE HEAVY VHLS #01		8 LARGE HEAVY VHLS #02																		
				(AASHTO CLASS 1)		(AASHTO CLASS 2)		(AASHTO CLASS 3 AND 5)		(AASHTO CLASS 4)		(MINIBUS COLLECTIVE TAXI)	(AASHTO CLASS 4)		(AASHTO CLASS 6,7&9)		(AASHTO CLASS 10,11,12,13)																		
		Position		Direction		Time		1 Motorcycle - yellow pl		2 Passenger car - white pl		2 Passenger car - green pl		2 Passenger car - yellow pl		3 Light Heavy vehicles - white pl		3 Light Heavy vehicles - yellow pl		4 Private Bus - white pl		4 Private Bus - yellow pl		Service (collective taxi) green pl		6 Public Transport - green pl		7 Large Heavy Vehicles #01 - white pl		7 Large Heavy Vehicles #02 - yellow pl		8 Large Heavy Vehicles #02 - white pl		8 Large Heavy Vehicles #02 - yellow pl	
03.08.15	MTC 22-OD-typeA	N-Halul				3:15pm-3:30pm		0	0	60	19	9	2	0	0	1	3	0	0	0	0	8	1	0	0										
03.08.15	MTC 22-OD-typeA	N-Halul				3:31pm-3:45pm		0	0	48	17	8	3	1	2	0	6	1	0	9	0	1	0	0	1	0	0	0	0	0	0	0	0	0	
03.08.15	MTC 22-OD-typeA	N-Halul				3:46pm-4:00pm		0	0	47	17	8	3	1	2	0	7	1	0	8	0	1	0	0	1	0	0	0	0	0	0	0	0	0	
03.08.15	MTC 22-OD-typeA	N-Halul				4:01pm-4:15pm		0	0	60	15	8	0	0	0	1	3	0	0	9	1	0	9	1	0	0	0	0	0	0	0	0	0	0	
03.08.15	MTC 22-OD-typeA	N-Halul				4:16pm-4:30pm		0	0	61	15	9	1	0	0	0	9	1	0	5	4	0	5	4	0	0	0	0	0	0	0	0	0	0	
03.08.15	MTC 22-OD-typeA	N-Halul				4:31pm-4:45pm		0	0	48	16	4	6	0	0	0	7	1	0	1	0	1	0	1	0	3	1	0	0	0	0	0	0	0	
03.08.15	MTC 22-OD-typeA	N-Halul				4:46pm-5:00pm		0	0	56	18	5	6	0	0	0	10	1	0	3	1	0	3	1	0	0	0	0	0	0	0	0	0	0	
03.08.15	MTC 22-OD-typeA	N-Halul				5:01pm-5:15pm		0	0	71	19	2	6	1	0	0	10	2	0	0	0	0	0	5	0	0	0	0	0	0	0	0	0	0	
03.08.15	MTC 22-OD-typeA	N-Halul				5:16pm-5:30pm		0	1	59	19	8	3	0	0	0	7	0	1	3	0	1	3	0	0	0	0	0	0	0	0	0	0	0	
03.08.15	MTC 22-OD-typeA	N-Halul				5:31pm-5:45pm		0	0	67	19	8	2	0	2	0	4	1	0	1	0	1	0	1	0	0	0	0	0	0	0	0	0	0	
03.08.15	MTC 22-OD-typeA	N-Halul				5:46pm-6:00pm		1	0	60	14	10	6	0	0	0	3	0	0	2	0	0	2	0	0	0	0	0	0	0	0	0	0	0	
03.08.15	MTC 22-OD-typeA	N-Halul				6:01pm-6:15pm		0	0	79	14	2	3	0	0	0	5	3	0	1	0	1	0	1	0	1	1	0	0	0	0	0	0	0	
03.08.15	MTC 22-OD-typeA	N-Halul				6:16pm-6:30pm		0	0	95	12	8	0	0	0	0	6	1	1	2	0	1	2	0	1	0	0	0	0	0	0	0	0	0	
03.08.15	MTC 22-OD-typeA	N-Halul				6:31pm-6:45pm		0	0	59	19	6	2	0	0	0	6	1	0	4	0	4	0	0	0	0	0	0	0	0	0	0	0	0	0
03.08.15	MTC 22-OD-typeA	N-Halul				6:46pm-7:00pm		0	0	77	20	14	3	0	0	0	10	1	0	1	0	1	0	1	0	2	1	0	0	0	0	0	0	0	
03.08.15	MTC 22-OD-typeA	N-Halul				7:01pm-7:15pm		1	0	73	15	7	3	0	0	0	7	2	1	3	0	1	4	0	1	0	1	0	0	0	0	0	0	0	0
03.08.15	MTC 22-OD-typeA	S-Hebron				3:15pm-3:30pm		0	0	37	17	6	7	1	2	1	7	1	0	6	2	1	0	6	2	1	0	0	0	0	0	0	0	0	0
03.08.15	MTC 22-OD-typeA	S-Hebron				3:31pm-3:45pm		0	1	46	14	3	6	2	3	1	8	1	1	6	2	0	6	2	0	0	0	0	0	0	0	0	0	0	0
03.08.15	MTC 22-OD-typeA	S-Hebron				3:46pm-4:00pm		0	0	42	19	7	4	1	2	0	5	0	0	4	0	4	0	1	0	0	0	0	0	0	0	0	0	0	0
03.08.15	MTC 22-OD-typeA	S-Hebron				4:01pm-4:15pm		0	0	42	8	7	4	0	0	0	4	0	0	8	1	0	8	1	0	1	0	0	0	0	0	0	0	0	0
03.08.15	MTC 22-OD-typeA	S-Hebron				4:16pm-4:30pm		1	0	56	27	5	7	0	2	11	0	0	3	0	0	3	0	0	0	0	0	0	0	0	0	0	0	0	0
03.08.15	MTC 22-OD-typeA	S-Hebron				4:31pm-4:45pm		0	0	67	18	11	8	2	0	11	1	0	3	0	0	1	4	0	0	0	0	0	0	0	0	0	0	0	0
03.08.15	MTC 22-OD-typeA	S-Hebron				4:46pm-5:00pm		0	0	46	18	6	4	0	0	8	2	1	7	0	0	7	0	0	0	0	0	0	0	0	0	0	0	0	0
03.08.15	MTC 22-OD-typeA	S-Hebron				5:01pm-5:15pm		1	0	80	22	11	2	1	0	9	2	0	2	0	0	2	0	0	0	0	0	0	0	0	0	0	0	0	0
03.08.15	MTC 22-OD-typeA	S-Hebron				5:16pm-5:30pm		0	0	75	30	10	7	1	0	4	1	0	0	4	0	4	0	0	0	0	0	0	0	0	0	0	0	0	0
03.08.15	MTC 22-OD-typeA	S-Hebron				5:31pm-5:45pm		0	1	85	21	9	7	1	0	7	1	0	1	2	0	1	2	0	1	0	0	0	0	0	0	0	0	0	0
03.08.15	MTC 22-OD-typeA	S-Hebron				5:46pm-6:00pm		0	0	70	22	13	8	0	0	6	2	0	1	1	1	1	1	1	0	1	0	0	0	0	0	0	0	0	0
03.08.15	MTC 22-OD-typeA	S-Hebron				6:01pm-6:15pm		1	0	85	10	5	5	1	0	2	2	0	2	0	1	0	1	0	1	0	1	0	0	0	0	0	0	0	0
03.08.15	MTC 22-OD-typeA	S-Hebron				6:16pm-6:30pm		0	0	85	17	6	12	1	0	7	0	1	5	1	0	1	5	1	0	0	0	0	0	0	0	0	0	0	0
03.08.15	MTC 22-OD-typeA	S-Hebron				6:31pm-6:45pm		0	0	87	21	8	9	3	0	3	0	0	3	0	0	0	0	0	0	0	0	0	0	0	0	0	0	0	0
03.08.15	MTC 22-OD-typeA	S-Hebron				6:46pm-7:00pm		0	0	88	19	7	6	0	0	7	0	0	2	0	0	2	0	0	0	0	0	0	0	0	0	0	0	0	0
03.08.15	MTC 22-OD-typeA	S-Hebron				7:01pm-7:15pm		1	0	65	17	8	6	1	0	2	0	0	3	1	0	2	1	0	1	0	0	0	0	0	0	0	0	0	0



Tab 73. Manual Traffic Counts Original Survey Sheet - Location 23_OD_A

Date	Position	Direction	Time	1 MOTORCYCLE		2 PASSENGER CAR		3 LIGHT HEAVY VHLS		4 PRIVATE BUS		SERVICE		6 PUBLIC TRANSPORT		7 LARGE HEAVY VHLS #01		8 LARGE HEAVY VHLS #02	
				(AASHTO CLASS 1)	(AASHTO CLASS 1)	(AASHTO CLASS 2)	(AASHTO CLASS 2)	(AASHTO CLASS 3 AND 5)	(AASHTO CLASS 3 AND 5)	(AASHTO CLASS 4)	(AASHTO CLASS 4)	(MINIBUS COLLECTIVE TAXI)	(AASHTO CLASS 4)	(AASHTO CLASS 4)	(AASHTO CLASS 4)	(AASHTO CLASS 6,7&9)	(AASHTO CLASS 6,7&9)	(AASHTO CLASS 10,11,12,13)	(AASHTO CLASS 10,11,12,13)
03.08.15	MTC 23-OD-typeA	S-Samu'a	3:15pm-3:30pm	0	0	12	3	0	3	0	0	0	0	0	0	1	0	0	0
03.08.15	MTC 23-OD-typeA	S-Samu'a	3:31pm-3:45pm	0	0	11	2	0	1	0	3	0	0	0	0	2	0	0	0
03.08.15	MTC 23-OD-typeA	S-Samu'a	3:46pm-4:00pm	0	0	9	2	0	3	0	0	0	0	0	0	2	0	0	0
03.08.15	MTC 23-OD-typeA	S-Samu'a	4:01pm-4:15pm	0	0	13	0	0	0	0	1	0	0	0	0	2	0	0	0
03.08.15	MTC 23-OD-typeA	S-Samu'a	4:16pm-4:30pm	0	0	8	0	0	3	0	0	0	0	0	0	0	0	0	0
03.08.15	MTC 23-OD-typeA	S-Samu'a	4:31pm-4:45pm	0	0	10	1	0	6	0	0	0	0	0	0	2	0	1	0
03.08.15	MTC 23-OD-typeA	S-Samu'a	4:46pm-5:00pm	1	0	10	1	0	6	0	0	0	0	0	0	1	0	1	0
03.08.15	MTC 23-OD-typeA	S-Samu'a	5:01pm-5:15pm	0	0	11	1	0	0	0	0	1	0	0	0	0	0	0	0
03.08.15	MTC 23-OD-typeA	S-Samu'a	5:16pm-5:30pm	0	0	12	0	0	1	0	1	0	0	0	0	1	0	0	0
03.08.15	MTC 23-OD-typeA	S-Samu'a	5:31pm-5:45pm	1	0	14	5	0	0	0	1	0	0	1	0	0	0	0	0
03.08.15	MTC 23-OD-typeA	S-Samu'a	5:46pm-6:00pm	0	0	9	2	0	2	0	2	0	0	0	0	3	0	0	0
03.08.15	MTC 23-OD-typeA	S-Samu'a	6:01pm-6:15pm	0	0	10	3	0	4	0	2	0	0	0	0	2	0	0	0
03.08.15	MTC 23-OD-typeA	S-Samu'a	6:16pm-6:30pm	0	0	10	2	0	2	0	1	0	0	0	0	2	0	0	0
03.08.15	MTC 23-OD-typeA	S-Samu'a	6:31pm-6:45pm	0	0	8	2	0	2	0	2	0	0	0	0	1	0	0	0
03.08.15	MTC 23-OD-typeA	S-Samu'a	6:46pm-7:00pm	0	0	9	0	0	1	0	1	0	0	0	0	1	0	0	0
03.08.15	MTC 23-OD-typeA	S-Samu'a	7:01pm-7:15pm	0	0	7	0	0	2	0	0	0	0	0	0	0	0	0	0
03.08.15	MTC 23-OD-typeA	N-Yata	3:15pm-3:30pm	1	0	4	4	0	2	0	1	0	0	0	0	0	0	0	0
03.08.15	MTC 23-OD-typeA	N-Yata	3:31pm-3:45pm	0	0	7	3	0	2	0	2	0	0	0	0	0	0	0	0
03.08.15	MTC 23-OD-typeA	N-Yata	3:46pm-4:00pm	0	0	9	3	0	2	0	1	0	0	0	0	1	0	0	0
03.08.15	MTC 23-OD-typeA	N-Yata	4:01pm-4:15pm	0	0	5	1	0	1	0	1	0	0	0	0	1	0	0	0
03.08.15	MTC 23-OD-typeA	N-Yata	4:16pm-4:30pm	0	0	5	0	0	4	0	0	0	0	0	0	2	0	0	0
03.08.15	MTC 23-OD-typeA	N-Yata	4:31pm-4:45pm	0	0	8	0	0	4	0	0	0	0	0	0	3	0	1	0
03.08.15	MTC 23-OD-typeA	N-Yata	4:46pm-5:00pm	0	0	13	3	0	8	0	2	0	0	0	0	1	0	0	0
03.08.15	MTC 23-OD-typeA	N-Yata	5:01pm-5:15pm	1	0	11	1	0	1	0	3	0	0	0	0	0	0	0	0
03.08.15	MTC 23-OD-typeA	N-Yata	5:16pm-5:30pm	0	0	15	2	0	0	0	1	0	0	0	0	2	0	0	0
03.08.15	MTC 23-OD-typeA	N-Yata	5:31pm-5:45pm	0	0	15	2	0	0	0	3	0	0	0	0	1	0	0	0
03.08.15	MTC 23-OD-typeA	N-Yata	5:46pm-6:00pm	0	0	18	5	0	2	0	0	0	0	0	0	1	0	0	0
03.08.15	MTC 23-OD-typeA	N-Yata	6:01pm-6:15pm	3	0	14	1	0	3	0	3	0	1	0	0	4	0	0	0
03.08.15	MTC 23-OD-typeA	N-Yata	6:16pm-6:30pm	0	0	17	4	0	0	0	2	0	0	0	0	0	0	0	0
03.08.15	MTC 23-OD-typeA	N-Yata	6:31pm-6:45pm	0	0	9	2	0	2	0	0	0	0	0	0	0	0	0	0
03.08.15	MTC 23-OD-typeA	N-Yata	6:46pm-7:00pm	0	0	12	2	0	1	0	2	0	0	0	0	2	0	0	0
03.08.15	MTC 23-OD-typeA	N-Yata	7:01pm-7:15pm	1	0	11	0	0	3	0	0	0	0	0	0	0	0	0	0



Tab 74. Manual Traffic Counts Original Survey Sheet - Location 24_OD_A

Date	Position	Direction	Time	1 MOTORCYCLE		2 PASSENGER CAR		3 LIGHT HEAVY VHLS		4 PRIVATE BUS		SERVICE (MINIBUS COLLECTIVE TAXI)	6 PUBLIC TRANSPORT		7 LARGE HEAVY VHLS #01		8 LARGE HEAVY VHLS #02	
				(AASHTO CLASS 1)	(AASHTO CLASS 1)	(AASHTO CLASS 2)	(AASHTO CLASS 2)	(AASHTO CLASS 3 AND 5)	(AASHTO CLASS 3 AND 5)	(AASHTO CLASS 4)	(AASHTO CLASS 4)	(MINIBUS COLLECTIVE TAXI)	(AASHTO CLASS 4)	(AASHTO CLASS 4)	(AASHTO CLASS 6,7&9)	(AASHTO CLASS 6,7&9)	(AASHTO CLASS 10,11,12,13)	(AASHTO CLASS 10,11,12,13)
03.08.15	MTC 24-OD-typeA	NE-Hebron	3:15pm-3:30pm	0	0	35	1	5	3	0	0	11	0	0	2	0	0	0
03.08.15	MTC 24-OD-typeA	NE-Hebron	3:31pm-3:45pm	0	0	23	1	4	4	0	1	3	0	0	3	0	0	0
03.08.15	MTC 24-OD-typeA	NE-Hebron	3:46pm-4:00pm	0	0	25	0	0	5	0	0	3	0	0	1	0	0	0
03.08.15	MTC 24-OD-typeA	NE-Hebron	4:01pm-4:15pm	0	0	29	6	4	4	0	0	5	0	0	0	0	1	0
03.08.15	MTC 24-OD-typeA	NE-Hebron	4:16pm-4:30pm	0	0	29	9	2	3	4	0	5	0	0	4	0	2	0
03.08.15	MTC 24-OD-typeA	NE-Hebron	4:31pm-4:45pm	0	0	20	0	2	3	0	2	9	0	0	6	0	2	0
03.08.15	MTC 24-OD-typeA	NE-Hebron	4:46pm-5:00pm	0	0	30	0	2	0	0	0	3	0	0	5	0	1	0
03.08.15	MTC 24-OD-typeA	NE-Hebron	5:01pm-5:15pm	5	0	25	8	5	5	0	0	8	0	1	1	0	1	0
03.08.15	MTC 24-OD-typeA	NE-Hebron	5:16pm-5:30pm	0	0	23	5	7	3	0	0	6	0	0	4	0	0	0
03.08.15	MTC 24-OD-typeA	NE-Hebron	5:31pm-5:45pm	1	0	49	0	1	4	0	2	1	1	0	2	0	0	0
03.08.15	MTC 24-OD-typeA	NE-Hebron	5:46pm-6:00pm	0	0	50	0	0	9	0	0	5	0	0	6	0	0	0
03.08.15	MTC 24-OD-typeA	NE-Hebron	6:01pm-6:15pm	1	0	43	2	6	1	0	0	4	1	0	4	0	0	0
03.08.15	MTC 24-OD-typeA	NE-Hebron	6:16pm-6:30pm	1	0	30	5	15	3	2	0	5	0	0	4	0	0	1
03.08.15	MTC 24-OD-typeA	NE-Hebron	6:31pm-6:45pm	0	0	35	0	0	5	0	0	6	0	0	3	0	1	0
03.08.15	MTC 24-OD-typeA	NE-Hebron	6:46pm-7:00pm	0	0	36	0	0	4	0	0	4	0	0	3	0	0	1
03.08.15	MTC 24-OD-typeA	NE-Hebron	7:01pm-7:15pm	0	0	44	1	10	5	1	0	8	0	0	4	1	0	1
03.08.15	MTC 24-OD-typeA	SW-Yata	3:15pm-3:30pm	0	0	19	1	1	4	0	0	5	0	0	5	0	0	0
03.08.15	MTC 24-OD-typeA	SW-Yata	3:31pm-3:45pm	0	0	37	0	2	2	0	1	8	0	0	3	0	0	0
03.08.15	MTC 24-OD-typeA	SW-Yata	3:46pm-4:00pm	0	0	34	1	0	1	0	0	8	0	0	2	0	0	0
03.08.15	MTC 24-OD-typeA	SW-Yata	4:01pm-4:15pm	0	0	41	2	0	3	0	3	9	0	0	4	1	0	0
03.08.15	MTC 24-OD-typeA	SW-Yata	4:16pm-4:30pm	2	0	37	3	0	2	0	0	10	0	0	3	0	0	0
03.08.15	MTC 24-OD-typeA	SW-Yata	4:31pm-4:45pm	0	0	44	4	1	1	1	1	11	0	4	2	0	0	0
03.08.15	MTC 24-OD-typeA	SW-Yata	4:46pm-5:00pm	0	0	50	8	2	8	0	0	13	0	0	4	0	1	0
03.08.15	MTC 24-OD-typeA	SW-Yata	5:01pm-5:15pm	0	0	42	12	3	3	0	2	9	0	0	3	0	0	0
03.08.15	MTC 24-OD-typeA	SW-Yata	5:16pm-5:30pm	0	0	45	8	2	7	0	2	9	1	0	1	0	0	0
03.08.15	MTC 24-OD-typeA	SW-Yata	5:31pm-5:45pm	1	0	33	17	2	5	1	1	9	0	4	5	0	0	0
03.08.15	MTC 24-OD-typeA	SW-Yata	5:46pm-6:00pm	0	0	51	12	3	2	0	0	12	1	0	1	0	0	0
03.08.15	MTC 24-OD-typeA	SW-Yata	6:01pm-6:15pm	0	0	47	6	2	5	1	7	9	0	5	3	0	0	0
03.08.15	MTC 24-OD-typeA	SW-Yata	6:16pm-6:30pm	1	0	40	14	0	3	1	0	10	0	0	3	0	3	0
03.08.15	MTC 24-OD-typeA	SW-Yata	6:31pm-6:45pm	0	0	35	12	2	3	0	1	8	0	0	2	0	0	0
03.08.15	MTC 24-OD-typeA	SW-Yata	6:46pm-7:00pm	0	0	41	10	1	4	0	1	6	0	0	2	0	1	0
03.08.15	MTC 24-OD-typeA	SW-Yata	7:01pm-7:15pm	0	0	36	6	0	3	0	0	7	0	1	4	0	0	0



Tab 75. Manual Traffic Counts Original Survey Sheet - Location 25_OD_A

Date	Position	Direction	Time	1 MOTORCYCLE		2 PASSENGER CAR		3 LIGHT HEAVY VHLS		4 PRIVATE BUS		SERVICE (MINIBUS COLLECTIVE TAXI)	6 PUBLIC TRANSPORT		7 LARGE HEAVY VHLS #01		8 LARGE HEAVY VHLS #02	
				(AASHTO CLASS 1)	(AASHTO CLASS 1)	(AASHTO CLASS 2)	(AASHTO CLASS 2)	(AASHTO CLASS 3 AND 5)	(AASHTO CLASS 3 AND 5)	(AASHTO CLASS 4)	(AASHTO CLASS 4)	(MINIBUS COLLECTIVE TAXI)	(AASHTO CLASS 4)	(AASHTO CLASS 4)	(AASHTO CLASS 6,7&9)	(AASHTO CLASS 6,7&9)	(AASHTO CLASS 10,11,12,13)	(AASHTO CLASS 10,11,12,13)
03.08.15	MTC 25-OD-typeA	N-Uja A-Tahta	3:15pm-3:30pm	0	0	11	2	0	3	0	0	1	0	0	0	0	0	1
03.08.15	MTC 25-OD-typeA	N-Uja A-Tahta	3:31pm-3:45pm	0	0	18	5	2	2	1	0	2	0	0	1	0	1	0
03.08.15	MTC 25-OD-typeA	N-Uja A-Tahta	3:46pm-4:00pm	1	0	18	1	2	0	0	0	0	0	0	0	0	0	0
03.08.15	MTC 25-OD-typeA	N-Uja A-Tahta	4:01pm-4:15pm	0	0	17	2	0	1	0	0	1	0	0	2	0	0	0
03.08.15	MTC 25-OD-typeA	N-Uja A-Tahta	4:16pm-4:30pm	0	0	15	4	0	2	2	0	0	0	0	0	0	0	0
03.08.15	MTC 25-OD-typeA	N-Uja A-Tahta	4:31pm-4:45pm	0	0	21	5	1	5	0	0	0	0	0	3	0	0	0
03.08.15	MTC 25-OD-typeA	N-Uja A-Tahta	4:46pm-5:00pm	1	0	12	3	1	1	0	0	3	0	0	1	0	0	0
03.08.15	MTC 25-OD-typeA	N-Uja A-Tahta	5:01pm-5:15pm	0	0	10	8	0	1	1	0	2	0	0	1	0	0	0
03.08.15	MTC 25-OD-typeA	N-Uja A-Tahta	5:16pm-5:30pm	0	0	13	2	1	4	0	0	3	0	0	2	0	0	0
03.08.15	MTC 25-OD-typeA	N-Uja A-Tahta	5:31pm-5:45pm	1	0	17	4	3	6	0	0	5	0	0	3	0	0	0
03.08.15	MTC 25-OD-typeA	N-Uja A-Tahta	5:46pm-6:00pm	0	0	28	1	7	1	0	0	3	0	0	1	0	1	0
03.08.15	MTC 25-OD-typeA	N-Uja A-Tahta	6:01pm-6:15pm	0	0	21	4	1	6	0	0	1	0	0	1	0	0	0
03.08.15	MTC 25-OD-typeA	N-Uja A-Tahta	6:16pm-6:30pm	0	0	33	4	0	8	0	0	3	0	0	0	0	0	0
03.08.15	MTC 25-OD-typeA	N-Uja A-Tahta	6:31pm-6:45pm	0	0	26	4	0	2	0	1	0	0	0	2	0	0	0
03.08.15	MTC 25-OD-typeA	N-Uja A-Tahta	6:46pm-7:00pm	0	0	22	3	2	0	0	0	2	0	0	3	0	0	0
03.08.15	MTC 25-OD-typeA	N-Uja A-Tahta	7:01pm-7:15pm	0	0	24	5	1	4	0	1	3	0	0	3	1	0	0
03.08.15	MTC 25-OD-typeA	S-Jericho	3:15pm-3:30pm	0	0	25	6	1	5	0	0	7	0	0	0	0	0	0
03.08.15	MTC 25-OD-typeA	S-Jericho	3:31pm-3:45pm	1	0	24	2	2	3	0	0	0	0	0	1	0	1	0
03.08.15	MTC 25-OD-typeA	S-Jericho	3:46pm-4:00pm	0	0	20	3	4	1	0	0	1	0	0	0	1	0	0
03.08.15	MTC 25-OD-typeA	S-Jericho	4:01pm-4:15pm	0	0	12	2	1	0	0	1	0	0	0	2	0	0	0
03.08.15	MTC 25-OD-typeA	S-Jericho	4:16pm-4:30pm	1	0	14	1	6	0	0	1	2	0	0	0	0	2	0
03.08.15	MTC 25-OD-typeA	S-Jericho	4:31pm-4:45pm	0	0	15	1	1	2	0	0	3	0	0	2	0	0	0
03.08.15	MTC 25-OD-typeA	S-Jericho	4:46pm-5:00pm	0	0	16	2	2	5	0	0	2	0	0	3	0	0	0
03.08.15	MTC 25-OD-typeA	S-Jericho	5:01pm-5:15pm	0	0	17	6	2	4	1	0	1	0	0	2	0	1	0
03.08.15	MTC 25-OD-typeA	S-Jericho	5:16pm-5:30pm	0	0	18	6	0	0	0	0	2	0	0	3	0	0	0
03.08.15	MTC 25-OD-typeA	S-Jericho	5:31pm-5:45pm	1	0	18	3	0	0	0	0	1	0	0	0	0	0	0
03.08.15	MTC 25-OD-typeA	S-Jericho	5:46pm-6:00pm	0	0	18	5	0	1	3	0	0	0	0	1	0	1	0
03.08.15	MTC 25-OD-typeA	S-Jericho	6:01pm-6:15pm	0	0	19	4	4	7	0	0	3	0	0	0	0	0	0
03.08.15	MTC 25-OD-typeA	S-Jericho	6:16pm-6:30pm	0	0	15	3	2	6	0	1	0	0	0	1	0	0	0
03.08.15	MTC 25-OD-typeA	S-Jericho	6:31pm-6:45pm	1	0	26	2	2	3	0	0	3	0	0	4	0	0	0
03.08.15	MTC 25-OD-typeA	S-Jericho	6:46pm-7:00pm	0	0	27	3	1	7	0	0	0	0	0	1	0	0	0
03.08.15	MTC 25-OD-typeA	S-Jericho	7:01pm-7:15pm	3	0	29	5	6	4	0	1	3	0	0	1	0	0	0



Tab 76. Manual Traffic Counts Original Survey Sheet - Location 26_OD_A

Date	Position	Direction	Time	1 MOTORCYCLE		2 PASSENGER CAR		3 LIGHT HEAVY VHLS		4 PRIVATE BUS		SERVICE		6 PUBLIC TRANSPORT		7 LARGE HEAVY VHLS #01		8 LARGE HEAVY VHLS #02	
				(AASHTO CLASS 1)	(AASHTO CLASS 1)	(AASHTO CLASS 2)	(AASHTO CLASS 2)	(AASHTO CLASS 3 AND 5)	(AASHTO CLASS 3 AND 5)	(AASHTO CLASS 4)	(AASHTO CLASS 4)	(MINIBUS COLLECTIVE TAXI)	(AASHTO CLASS 4)	(AASHTO CLASS 4)	(AASHTO CLASS 4)	(AASHTO CLASS 6,7,8,9)	(AASHTO CLASS 6,7,8,9)	(AASHTO CLASS 10,11,12,13)	(AASHTO CLASS 10,11,12,13)
03.08.15	MTC_26-OD-typeA	N-Jericho	3:15pm-3:30pm	NA	NA	NA	NA	NA	NA	NA	NA	NA	NA	NA	NA	NA	NA	NA	NA
03.08.15	MTC_26-OD-typeA	N-Jericho	3:31pm-3:45pm	NA	NA	NA	NA	NA	NA	NA	NA	NA	NA	NA	NA	NA	NA	NA	NA
03.08.15	MTC_26-OD-typeA	N-Jericho	3:46pm-4:00pm	2	0	5	5	0	2	0	3	6	0	0	0	0	0	1	2
03.08.15	MTC_26-OD-typeA	N-Jericho	4:01pm-4:15pm	2	0	15	8	9	0	1	1	7	0	0	0	1	1	0	0
03.08.15	MTC_26-OD-typeA	N-Jericho	4:16pm-4:30pm	2	0	9	2	1	0	0	2	2	0	0	0	2	0	0	0
03.08.15	MTC_26-OD-typeA	N-Jericho	4:31pm-4:45pm	0	0	15	3	5	0	2	0	2	2	2	1	2	1	0	0
03.08.15	MTC_26-OD-typeA	N-Jericho	4:46pm-5:00pm	0	0	13	1	8	0	0	1	0	1	3	0	0	0	0	0
03.08.15	MTC_26-OD-typeA	N-Jericho	5:01pm-5:15pm	0	0	7	4	11	0	2	0	3	2	0	2	0	0	0	0
03.08.15	MTC_26-OD-typeA	N-Jericho	5:16pm-5:30pm	0	1	24	9	15	0	0	2	7	1	0	1	0	0	0	0
03.08.15	MTC_26-OD-typeA	N-Jericho	5:31pm-5:45pm	0	0	18	3	8	0	0	1	0	4	0	0	0	0	1	0
03.08.15	MTC_26-OD-typeA	N-Jericho	5:46pm-6:00pm	0	0	23	7	16	0	2	0	7	0	2	1	0	0	0	0
03.08.15	MTC_26-OD-typeA	N-Jericho	6:01pm-6:15pm	0	0	15	1	5	0	0	0	6	0	0	2	0	0	0	0
03.08.15	MTC_26-OD-typeA	N-Jericho	6:16pm-6:30pm	0	0	24	3	12	0	3	0	5	0	0	1	0	2	0	0
03.08.15	MTC_26-OD-typeA	N-Jericho	6:31pm-6:45pm	0	0	14	3	11	1	4	0	5	0	0	1	2	0	0	0
03.08.15	MTC_26-OD-typeA	N-Jericho	6:46pm-7:00pm	0	0	10	0	7	0	0	0	2	0	0	0	0	0	0	0
03.08.15	MTC_26-OD-typeA	N-Jericho	7:01pm-7:15pm	0	0	14	4	12	1	0	3	7	0	0	0	1	0	0	0
03.08.15	MTC_26-OD-typeA	S-East Jerusalem	3:15pm-3:30pm	NA	NA	NA	NA	NA	NA	NA	NA	NA	NA	NA	NA	NA	NA	NA	NA
03.08.15	MTC_26-OD-typeA	S-East Jerusalem	3:31pm-3:45pm	NA	NA	NA	NA	NA	NA	NA	NA	NA	NA	NA	NA	NA	NA	NA	NA
03.08.15	MTC_26-OD-typeA	S-East Jerusalem	3:46pm-4:00pm	2	1	10	6	10	3	1	2	8	0	0	0	1	2	0	0
03.08.15	MTC_26-OD-typeA	S-East Jerusalem	4:01pm-4:15pm	0	1	12	3	4	0	0	3	1	3	0	0	1	0	1	1
03.08.15	MTC_26-OD-typeA	S-East Jerusalem	4:16pm-4:30pm	1	0	7	3	2	2	0	1	0	3	1	0	0	2	0	0
03.08.15	MTC_26-OD-typeA	S-East Jerusalem	4:31pm-4:45pm	0	0	20	2	3	1	0	0	1	0	3	0	0	1	0	0
03.08.15	MTC_26-OD-typeA	S-East Jerusalem	4:46pm-5:00pm	0	0	8	1	5	0	0	2	0	0	0	1	0	0	0	0
03.08.15	MTC_26-OD-typeA	S-East Jerusalem	5:01pm-5:15pm	0	0	11	3	6	1	2	1	0	5	1	1	2	0	0	2
03.08.15	MTC_26-OD-typeA	S-East Jerusalem	5:16pm-5:30pm	0	0	10	3	5	0	1	3	1	7	2	2	3	1	4	0
03.08.15	MTC_26-OD-typeA	S-East Jerusalem	5:31pm-5:45pm	0	0	12	5	6	1	1	2	0	4	1	0	1	0	0	0
03.08.15	MTC_26-OD-typeA	S-East Jerusalem	5:46pm-6:00pm	1	0	17	6	9	1	0	1	0	3	1	0	0	0	0	0
03.08.15	MTC_26-OD-typeA	S-East Jerusalem	6:01pm-6:15pm	0	0	14	6	6	0	0	1	0	2	0	0	0	0	0	0
03.08.15	MTC_26-OD-typeA	S-East Jerusalem	6:16pm-6:30pm	0	0	22	0	17	2	1	2	6	4	0	2	0	0	1	0
03.08.15	MTC_26-OD-typeA	S-East Jerusalem	6:31pm-6:45pm	0	0	17	7	14	0	0	0	3	6	1	0	0	0	1	0
03.08.15	MTC_26-OD-typeA	S-East Jerusalem	6:46pm-7:00pm	1	0	7	2	4	0	0	0	4	0	0	0	0	0	0	0
03.08.15	MTC_26-OD-typeA	S-East Jerusalem	7:01pm-7:15pm	0	0	10	4	13	2	1	2	7	1	3	3	2	0	0	0



Tab 77. Manual Traffic Counts Original Survey Sheet - Location 27_OD_A

Date	Position	Direction	Time	1 MOTORCYCLE		2 PASSENGER CAR		3 LIGHT HEAVY VHLS		4 PRIVATE BUS		SERVICE (MINIBUS COLLECTIVE TAXI)	6 PUBLIC TRANSPORT		7 LARGE HEAVY VHLS #01		8 LARGE HEAVY VHLS #02	
				(AASHTO CLASS 1)	(AASHTO CLASS 1)	(AASHTO CLASS 2)	(AASHTO CLASS 2)	(AASHTO CLASS 3 AND 5)	(AASHTO CLASS 3 AND 5)	(AASHTO CLASS 4)	(AASHTO CLASS 4)	(MINIBUS COLLECTIVE TAXI)	(AASHTO CLASS 4)	(AASHTO CLASS 4)	(AASHTO CLASS 6,7&9)	(AASHTO CLASS 6,7&9)	(AASHTO CLASS 10,11,12,13)	(AASHTO CLASS 10,11,12,13)
03.08.15	MTC 27-OD-typeA	N-Taibe	3:15pm-3:30pm	0	0	8	4	0	1	0	0	5	0	0	0	1	0	0
03.08.15	MTC 27-OD-typeA	N-Taibe	3:31pm-3:45pm	0	0	9	2	1	3	0	1	3	0	0	0	0	1	0
03.08.15	MTC 27-OD-typeA	N-Taibe	3:46pm-4:00pm	1	0	10	4	1	0	0	1	4	0	0	1	0	1	0
03.08.15	MTC 27-OD-typeA	N-Taibe	4:01pm-4:15pm	1	0	9	2	1	5	0	0	1	0	0	0	0	0	0
03.08.15	MTC 27-OD-typeA	N-Taibe	4:16pm-4:30pm	1	0	6	1	1	0	0	0	1	0	0	1	0	0	0
03.08.15	MTC 27-OD-typeA	N-Taibe	4:31pm-4:45pm	0	0	0	0	0	0	0	0	1	0	0	0	0	0	0
03.08.15	MTC 27-OD-typeA	N-Taibe	4:46pm-5:00pm	0	0	8	5	2	1	0	0	2	0	0	0	0	0	0
03.08.15	MTC 27-OD-typeA	N-Taibe	5:01pm-5:15pm	0	0	10	7	2	1	0	0	3	0	0	1	0	0	0
03.08.15	MTC 27-OD-typeA	N-Taibe	5:16pm-5:30pm	0	0	13	5	0	1	0	1	3	0	0	1	0	1	0
03.08.15	MTC 27-OD-typeA	N-Taibe	5:31pm-5:45pm	0	0	19	5	0	1	0	0	3	0	0	0	0	0	0
03.08.15	MTC 27-OD-typeA	N-Taibe	5:46pm-6:00pm	0	0	13	7	0	4	0	0	5	0	0	0	0	1	0
03.08.15	MTC 27-OD-typeA	N-Taibe	6:01pm-6:15pm	0	0	14	3	0	2	0	0	0	4	0	0	0	1	0
03.08.15	MTC 27-OD-typeA	N-Taibe	6:16pm-6:30pm	1	0	14	2	1	2	0	0	4	0	0	1	0	0	0
03.08.15	MTC 27-OD-typeA	N-Taibe	6:31pm-6:45pm	0	0	10	2	0	2	0	1	4	0	0	0	0	0	0
03.08.15	MTC 27-OD-typeA	N-Taibe	6:46pm-7:00pm	0	0	12	2	1	2	0	1	2	0	0	0	0	0	0
03.08.15	MTC 27-OD-typeA	N-Taibe	7:01pm-7:15pm	0	0	6	2	0	1	0	1	2	0	0	2	0	0	0
03.08.15	MTC 27-OD-typeA	S-Jericho	3:15pm-3:30pm	1	0	15	5	3	3	0	0	1	1	0	1	0	0	0
03.08.15	MTC 27-OD-typeA	S-Jericho	3:31pm-3:45pm	0	0	6	1	0	1	0	0	2	0	0	1	0	0	0
03.08.15	MTC 27-OD-typeA	S-Jericho	3:46pm-4:00pm	1	0	4	1	1	3	0	0	1	0	0	0	0	0	0
03.08.15	MTC 27-OD-typeA	S-Jericho	4:01pm-4:15pm	0	0	9	7	1	4	0	1	4	0	0	1	0	0	0
03.08.15	MTC 27-OD-typeA	S-Jericho	4:16pm-4:30pm	0	0	13	0	0	3	0	0	0	1	0	0	0	1	0
03.08.15	MTC 27-OD-typeA	S-Jericho	4:31pm-4:45pm	0	0	4	3	0	0	0	0	0	0	0	0	0	0	0
03.08.15	MTC 27-OD-typeA	S-Jericho	4:46pm-5:00pm	0	0	6	2	0	0	0	0	2	0	0	1	0	0	0
03.08.15	MTC 27-OD-typeA	S-Jericho	5:01pm-5:15pm	0	0	8	1	0	1	0	0	2	0	0	0	0	0	0
03.08.15	MTC 27-OD-typeA	S-Jericho	5:16pm-5:30pm	1	0	12	3	2	0	0	0	4	0	0	0	0	1	0
03.08.15	MTC 27-OD-typeA	S-Jericho	5:31pm-5:45pm	0	0	15	4	1	1	0	0	2	0	0	0	0	0	0
03.08.15	MTC 27-OD-typeA	S-Jericho	5:46pm-6:00pm	0	0	12	3	1	1	0	0	3	0	0	0	0	0	0
03.08.15	MTC 27-OD-typeA	S-Jericho	6:01pm-6:15pm	0	0	10	10	0	0	0	0	1	1	0	0	0	0	0
03.08.15	MTC 27-OD-typeA	S-Jericho	6:16pm-6:30pm	0	0	13	4	1	0	0	0	5	0	0	1	0	0	0
03.08.15	MTC 27-OD-typeA	S-Jericho	6:31pm-6:45pm	2	0	12	1	0	1	0	0	2	0	1	0	0	0	0
03.08.15	MTC 27-OD-typeA	S-Jericho	6:46pm-7:00pm	1	0	9	0	1	1	0	0	2	0	0	0	0	3	0
03.08.15	MTC 27-OD-typeA	S-Jericho	7:01pm-7:15pm	0	0	3	2	2	0	0	0	1	0	0	0	0	0	0



Tab 78. Manual Traffic Counts Original Survey Sheet - Location 29_OD_A

Date	Position	Direction	Time	1 MOTORCYCLE		2 PASSENGER CAR		3 LIGHT HEAVY VHLS		4 PRIVATE BUS		SERVICE		6 PUBLIC TRANSPORT		7 LARGE HEAVY VHLS #01		8 LARGE HEAVY VHLS #02	
				(AASHTO CLASS 1)	(AASHTO CLASS 2)	(AASHTO CLASS 3)	(AASHTO CLASS 4)	(AASHTO CLASS 5)	(AASHTO CLASS 6)	(AASHTO CLASS 7)	(AASHTO CLASS 8)	(AASHTO CLASS 9)	(AASHTO CLASS 10)	(AASHTO CLASS 11)	(AASHTO CLASS 12)	(AASHTO CLASS 13)	(AASHTO CLASS 14)	(AASHTO CLASS 15)	(AASHTO CLASS 16)
03.08.15	MTC, 29-OD-typeA	NE-Khan Younis	3:15pm-3:30pm	10	0	31	0	9	0	1	0	0	0	0	0	6	0	1	0
03.08.15	MTC, 29-OD-typeA	NE-Khan Younis	3:31pm-3:45pm	9	0	35	0	9	0	2	0	3	1	0	7	0	0	0	0
03.08.15	MTC, 29-OD-typeA	NE-Khan Younis	3:46pm-4:00pm	18	0	44	0	1	0	0	0	5	1	0	8	0	0	0	0
03.08.15	MTC, 29-OD-typeA	NE-Khan Younis	4:01pm-4:15pm	29	0	47	0	4	0	0	0	3	0	0	7	0	0	0	0
03.08.15	MTC, 29-OD-typeA	NE-Khan Younis	4:16pm-4:30pm	22	0	50	0	4	0	0	0	6	0	0	0	0	0	0	0
03.08.15	MTC, 29-OD-typeA	NE-Khan Younis	4:31pm-4:45pm	17	0	45	0	7	0	0	0	5	0	0	0	0	0	1	0
03.08.15	MTC, 29-OD-typeA	NE-Khan Younis	4:46pm-5:00pm	26	0	62	0	4	0	0	0	6	0	0	1	0	0	0	0
03.08.15	MTC, 29-OD-typeA	NE-Khan Younis	5:01pm-5:15pm	26	0	55	0	10	0	0	0	4	1	0	0	0	1	0	0
03.08.15	MTC, 29-OD-typeA	NE-Khan Younis	5:16pm-5:30pm	25	0	85	0	8	0	0	0	10	0	0	1	0	0	0	0
03.08.15	MTC, 29-OD-typeA	NE-Khan Younis	5:31pm-5:45pm	21	0	63	0	5	0	0	0	4	0	0	4	0	0	0	0
03.08.15	MTC, 29-OD-typeA	NE-Khan Younis	5:46pm-6:00pm	38	0	94	0	1	0	0	0	5	0	0	2	0	0	0	0
03.08.15	MTC, 29-OD-typeA	NE-Khan Younis	6:01pm-6:15pm	31	0	72	0	10	0	6	0	0	0	0	2	0	0	0	0
03.08.15	MTC, 29-OD-typeA	NE-Khan Younis	6:16pm-6:30pm	46	0	69	0	6	0	5	0	1	0	0	4	0	0	0	0
03.08.15	MTC, 29-OD-typeA	NE-Khan Younis	6:31pm-6:45pm	68	0	97	0	10	0	0	0	14	0	0	7	0	0	0	0
03.08.15	MTC, 29-OD-typeA	NE-Khan Younis	6:46pm-7:00pm	88	0	105	0	14	0	0	0	5	0	0	2	0	0	0	0
03.08.15	MTC, 29-OD-typeA	NE-Khan Younis	7:01pm-7:15pm	40	0	106	0	5	0	0	0	6	3	0	0	0	1	0	0
03.08.15	MTC, 29-OD-typeA	SW-Rafah	3:15pm-3:30pm	41	0	163	0	18	0	2	0	4	0	0	1	0	0	0	0
03.08.15	MTC, 29-OD-typeA	SW-Rafah	3:31pm-3:45pm	13	0	48	0	0	0	0	0	7	5	0	1	0	0	0	0
03.08.15	MTC, 29-OD-typeA	SW-Rafah	3:46pm-4:00pm	17	0	35	0	13	0	4	0	7	5	0	1	0	1	0	0
03.08.15	MTC, 29-OD-typeA	SW-Rafah	4:01pm-4:15pm	26	0	52	0	0	0	0	0	6	0	0	2	0	0	0	0
03.08.15	MTC, 29-OD-typeA	SW-Rafah	4:16pm-4:30pm	18	0	65	0	6	0	2	0	2	1	0	1	0	1	0	0
03.08.15	MTC, 29-OD-typeA	SW-Rafah	4:31pm-4:45pm	24	0	41	0	5	0	3	0	5	3	0	1	0	0	0	0
03.08.15	MTC, 29-OD-typeA	SW-Rafah	4:46pm-5:00pm	28	0	57	0	3	0	0	0	3	0	0	6	0	0	0	0
03.08.15	MTC, 29-OD-typeA	SW-Rafah	5:01pm-5:15pm	55	0	2	0	2	0	0	0	0	0	0	1	0	0	0	0
03.08.15	MTC, 29-OD-typeA	SW-Rafah	5:16pm-5:30pm	43	0	55	0	2	0	0	0	1	0	0	1	0	0	0	0
03.08.15	MTC, 29-OD-typeA	SW-Rafah	5:31pm-5:45pm	43	0	65	0	5	0	3	0	3	0	0	9	0	0	0	0
03.08.15	MTC, 29-OD-typeA	SW-Rafah	5:46pm-6:00pm	61	0	91	0	5	0	1	0	3	0	0	5	0	0	0	0
03.08.15	MTC, 29-OD-typeA	SW-Rafah	6:01pm-6:15pm	37	0	94	0	12	0	1	0	3	0	0	0	0	0	0	0
03.08.15	MTC, 29-OD-typeA	SW-Rafah	6:16pm-6:30pm	67	0	89	0	6	0	4	0	0	0	0	2	0	0	0	0
03.08.15	MTC, 29-OD-typeA	SW-Rafah	6:31pm-6:45pm	46	0	99	0	7	0	2	0	3	0	0	0	0	0	0	0
03.08.15	MTC, 29-OD-typeA	SW-Rafah	6:46pm-7:00pm	38	0	95	0	5	0	0	0	3	2	0	0	0	0	0	0
03.08.15	MTC, 29-OD-typeA	SW-Rafah	7:01pm-7:15pm	28	0	74	0	8	0	0	0	0	0	0	0	0	0	0	0

Tab 79. Manual Traffic Counts Original Survey Sheet - Location 30 OD A

[illegible]



Tab 80. Manual Traffic Counts Original Survey Sheet - Location 31_OD_A

Date	Position	Direction	Time	1 MOTORCYCLE		2 PASSENGER CAR		3 LIGHT HEAVY VHLS		4 PRIVATE BUS		SERVICE		6 PUBLIC TRANSPORT		7 LARGE HEAVY VHLS #01		8 LARGE HEAVY VHLS #02	
				(AASHTO CLASS 1)	(AASHTO CLASS 2)	(AASHTO CLASS 3)	(AASHTO CLASS 4)	(AASHTO CLASS 5)	(AASHTO CLASS 6)	(AASHTO CLASS 7)	(AASHTO CLASS 8)	(AASHTO CLASS 9)	(AASHTO CLASS 10)	(AASHTO CLASS 11)	(AASHTO CLASS 12)	(AASHTO CLASS 13)	(AASHTO CLASS 14)	(AASHTO CLASS 15)	(AASHTO CLASS 16)
03.08.15	MTC_31-OD-typeA	N-Jabalva	3:15pm-3:30pm	12	0	87	0	33	0	6	0	4	0	2	0	17	0	3	0
03.08.15	MTC_31-OD-typeA	N-Jabalva	3:31pm-3:45pm	28	0	91	0	37	0	10	0	3	0	0	0	21	0	8	0
03.08.15	MTC_31-OD-typeA	N-Jabalva	3:46pm-4:00pm	34	0	102	0	30	0	20	0	6	0	1	0	20	0	10	0
03.08.15	MTC_31-OD-typeA	N-Jabalva	4:01pm-4:15pm	34	0	107	0	38	0	8	0	5	0	2	0	40	0	6	0
03.08.15	MTC_31-OD-typeA	N-Jabalva	4:16pm-4:30pm	29	0	128	0	29	0	4	0	5	0	0	0	9	0	5	0
03.08.15	MTC_31-OD-typeA	N-Jabalva	4:31pm-4:45pm	26	0	110	0	40	0	5	0	1	0	1	0	12	0	6	0
03.08.15	MTC_31-OD-typeA	N-Jabalva	4:46pm-5:00pm	28	0	122	0	17	0	8	0	3	0	0	0	21	0	10	0
03.08.15	MTC_31-OD-typeA	N-Jabalva	5:01pm-5:15pm	32	0	145	0	27	0	7	0	1	0	0	0	25	0	19	0
03.08.15	MTC_31-OD-typeA	N-Jabalva	5:16pm-5:30pm	33	0	138	0	37	0	3	0	1	0	0	0	18	0	3	0
03.08.15	MTC_31-OD-typeA	N-Jabalva	5:31pm-5:45pm	37	0	158	0	42	0	6	0	3	0	0	0	22	0	2	0
03.08.15	MTC_31-OD-typeA	N-Jabalva	5:46pm-6:00pm	41	0	167	0	35	0	6	0	1	0	1	0	6	0	6	0
03.08.15	MTC_31-OD-typeA	N-Jabalva	6:01pm-6:15pm	55	0	169	0	30	0	17	0	1	0	1	0	17	0	16	0
03.08.15	MTC_31-OD-typeA	N-Jabalva	6:16pm-6:30pm	48	0	165	0	46	0	11	0	2	0	1	0	18	0	9	0
03.08.15	MTC_31-OD-typeA	N-Jabalva	6:31pm-6:45pm	49	0	190	0	41	0	5	0	0	0	1	0	27	0	11	0
03.08.15	MTC_31-OD-typeA	N-Jabalva	6:46pm-7:00pm	31	0	170	0	40	0	6	0	0	0	3	0	9	0	11	0
03.08.15	MTC_31-OD-typeA	N-Jabalva	7:01pm-7:15pm	46	0	190	0	35	0	2	0	0	0	0	0	16	0	8	0
03.08.15	MTC_31-OD-typeA	S-Deir Al Balah	3:15pm-3:30pm	17	0	95	0	9	0	10	0	3	0	5	0	3	0	2	144
03.08.15	MTC_31-OD-typeA	S-Deir Al Balah	3:31pm-3:45pm	17	0	137	0	15	0	6	0	2	0	2	0	11	0	4	0
03.08.15	MTC_31-OD-typeA	S-Deir Al Balah	3:46pm-4:00pm	22	0	75	0	34	0	8	0	3	0	3	0	14	0	4	0
03.08.15	MTC_31-OD-typeA	S-Deir Al Balah	4:01pm-4:15pm	25	0	100	0	32	0	6	0	2	0	3	0	7	0	3	0
03.08.15	MTC_31-OD-typeA	S-Deir Al Balah	4:16pm-4:30pm	25	0	88	0	12	0	1	0	2	0	5	0	5	0	1	0
03.08.15	MTC_31-OD-typeA	S-Deir Al Balah	4:31pm-4:45pm	41	0	105	0	30	0	7	0	1	0	2	0	8	0	0	0
03.08.15	MTC_31-OD-typeA	S-Deir Al Balah	4:46pm-5:00pm	19	0	93	0	25	0	5	0	3	0	2	0	1	0	3	0
03.08.15	MTC_31-OD-typeA	S-Deir Al Balah	5:01pm-5:15pm	45	0	113	0	28	0	4	0	1	0	2	0	12	0	8	0
03.08.15	MTC_31-OD-typeA	S-Deir Al Balah	5:16pm-5:30pm	31	0	94	0	30	0	8	0	0	0	0	0	5	0	6	0
03.08.15	MTC_31-OD-typeA	S-Deir Al Balah	5:31pm-5:45pm	47	0	137	0	28	0	5	0	1	0	2	0	3	0	0	0
03.08.15	MTC_31-OD-typeA	S-Deir Al Balah	5:46pm-6:00pm	42	0	142	0	24	0	5	0	1	0	3	0	7	0	1	0
03.08.15	MTC_31-OD-typeA	S-Deir Al Balah	6:01pm-6:15pm	37	0	165	0	46	0	4	0	2	0	4	0	15	0	4	0
03.08.15	MTC_31-OD-typeA	S-Deir Al Balah	6:16pm-6:30pm	48	0	146	0	36	0	0	0	0	0	0	0	5	0	4	0
03.08.15	MTC_31-OD-typeA	S-Deir Al Balah	6:31pm-6:45pm	28	0	112	0	18	0	2	0	1	0	2	0	12	0	1	0
03.08.15	MTC_31-OD-typeA	S-Deir Al Balah	6:46pm-7:00pm	35	0	112	0	28	0	1	0	0	0	0	0	7	0	1	0
03.08.15	MTC_31-OD-typeA	S-Deir Al Balah	7:01pm-7:15pm	46	0	190	0	35	0	2	0	0	0	0	0	16	0	8	0



Tab 81. Manual Traffic Counts Original Survey Sheet - Location 32_OD_A

Date	Position	Direction	Time	1 MOTORCYCLE		2 PASSENGER CAR		3 LIGHT HEAVY VHLS		4 PRIVATE BUS		SERVICE		6 PUBLIC TRANSPORT		7 LARGE HEAVY VHLS #01		8 LARGE HEAVY VHLS #02	
				(AASHTO CLASS 1)	(AASHTO CLASS 1)	(AASHTO CLASS 2)	(AASHTO CLASS 2)	(AASHTO CLASS 3 AND 5)	(AASHTO CLASS 3 AND 5)	(AASHTO CLASS 4)	(AASHTO CLASS 4)	(MINIBUS COLLECTIVE TAXI)	(AASHTO CLASS 4)	(AASHTO CLASS 4)	(AASHTO CLASS 4)	(AASHTO CLASS 6,7&9)	(AASHTO CLASS 6,7&9)	(AASHTO CLASS 10,11,12,13)	(AASHTO CLASS 10,11,12,13)
03.08.15	MTC 32-OD-typeA	N-Deir Al Balah	3:15pm-3:30pm	11	0	31	0	0	4	0	0	1	0	0	0	1	0	0	0
03.08.15	MTC 32-OD-typeA	N-Deir Al Balah	3:31pm-3:45pm	21	0	38	0	0	3	0	0	2	0	0	0	1	0	0	0
03.08.15	MTC 32-OD-typeA	N-Deir Al Balah	3:46pm-4:00pm	24	0	28	0	0	2	0	0	1	0	0	0	1	0	0	0
03.08.15	MTC 32-OD-typeA	N-Deir Al Balah	4:01pm-4:15pm	22	0	30	0	0	3	0	0	2	1	0	0	2	0	0	0
03.08.15	MTC 32-OD-typeA	N-Deir Al Balah	4:16pm-4:30pm	20	0	30	0	0	4	0	1	0	0	0	2	0	0	0	0
03.08.15	MTC 32-OD-typeA	N-Deir Al Balah	4:31pm-4:45pm	17	0	32	0	0	10	0	0	2	0	0	2	0	0	0	0
03.08.15	MTC 32-OD-typeA	N-Deir Al Balah	4:46pm-5:00pm	18	0	40	0	0	11	0	0	0	0	0	1	0	1	0	0
03.08.15	MTC 32-OD-typeA	N-Deir Al Balah	5:01pm-5:15pm	39	0	54	0	0	5	0	0	0	1	0	1	0	0	0	0
03.08.15	MTC 32-OD-typeA	N-Deir Al Balah	5:16pm-5:30pm	35	0	45	0	0	6	0	0	0	1	0	2	0	0	0	0
03.08.15	MTC 32-OD-typeA	N-Deir Al Balah	5:31pm-5:45pm	35	0	61	0	0	16	0	0	1	0	0	2	0	0	0	0
03.08.15	MTC 32-OD-typeA	N-Deir Al Balah	5:46pm-6:00pm	47	0	64	0	0	9	0	0	0	0	0	1	0	0	0	0
03.08.15	MTC 32-OD-typeA	N-Deir Al Balah	6:01pm-6:15pm	25	0	44	0	0	9	0	0	0	0	0	1	0	0	0	0
03.08.15	MTC 32-OD-typeA	N-Deir Al Balah	6:16pm-6:30pm	44	0	58	0	0	7	0	1	2	0	0	8	0	0	0	0
03.08.15	MTC 32-OD-typeA	N-Deir Al Balah	6:31pm-6:45pm	43	0	44	0	0	5	0	0	0	0	0	2	0	0	0	0
03.08.15	MTC 32-OD-typeA	N-Deir Al Balah	6:46pm-7:00pm	26	0	53	0	0	9	0	0	0	0	0	2	0	0	0	0
03.08.15	MTC 32-OD-typeA	N-Deir Al Balah	7:01pm-7:15pm	33	0	48	0	0	7	0	0	0	0	0	3	0	0	0	0
03.08.15	MTC 32-OD-typeA	S-Khan Younis City Centre	3:15pm-3:30pm	17	0	44	0	0	3	0	2	0	4	0	0	0	0	0	0
03.08.15	MTC 32-OD-typeA	S-Khan Younis City Centre	3:31pm-3:45pm	47	0	0	0	0	5	0	5	0	0	0	0	0	0	0	0
03.08.15	MTC 32-OD-typeA	S-Khan Younis City Centre	3:46pm-4:00pm	9	0	30	0	0	1	0	0	0	0	0	0	0	0	0	0
03.08.15	MTC 32-OD-typeA	S-Khan Younis City Centre	4:01pm-4:15pm	13	0	44	0	0	3	0	2	0	1	0	0	0	0	0	0
03.08.15	MTC 32-OD-typeA	S-Khan Younis City Centre	4:16pm-4:30pm	26	0	40	0	0	1	0	1	0	1	0	0	0	0	0	0
03.08.15	MTC 32-OD-typeA	S-Khan Younis City Centre	4:31pm-4:45pm	19	0	42	0	0	3	0	5	0	1	0	0	0	0	0	0
03.08.15	MTC 32-OD-typeA	S-Khan Younis City Centre	4:46pm-5:00pm	21	0	46	0	0	5	0	0	0	1	0	1	0	0	0	0
03.08.15	MTC 32-OD-typeA	S-Khan Younis City Centre	5:01pm-5:15pm	31	0	50	0	0	3	0	1	0	0	0	1	0	1	0	0
03.08.15	MTC 32-OD-typeA	S-Khan Younis City Centre	5:16pm-5:30pm	40	0	40	0	0	4	0	4	0	0	0	3	0	0	0	0
03.08.15	MTC 32-OD-typeA	S-Khan Younis City Centre	5:31pm-5:45pm	30	0	58	0	0	9	0	4	0	0	0	1	0	0	0	0
03.08.15	MTC 32-OD-typeA	S-Khan Younis City Centre	5:46pm-6:00pm	30	0	62	0	0	7	0	1	0	1	0	1	0	0	0	0
03.08.15	MTC 32-OD-typeA	S-Khan Younis City Centre	6:01pm-6:15pm	27	0	50	0	0	5	0	1	0	1	0	4	0	0	0	0
03.08.15	MTC 32-OD-typeA	S-Khan Younis City Centre	6:16pm-6:30pm	25	0	57	0	0	8	0	1	0	1	0	4	0	0	0	0
03.08.15	MTC 32-OD-typeA	S-Khan Younis City Centre	6:31pm-6:45pm	38	0	55	0	0	6	0	0	0	0	0	2	0	1	0	0
03.08.15	MTC 32-OD-typeA	S-Khan Younis City Centre	6:46pm-7:00pm	47	0	64	0	0	7	0	3	0	0	0	0	0	0	0	0
03.08.15	MTC 32-OD-typeA	S-Khan Younis City Centre	7:01pm-7:15pm	29	0	48	0	0	6	0	2	0	0	0	0	0	0	0	0

Tab 82. Manual Traffic Counts Original Survey Sheet - Location 33 OD A

1 MOTORCYCLE		2 PASSENGER CAR		3 LIGHT HEAVY VEHLS		4 PRIVATE BUS		SERVICE	6 PUBLIC TRANSPORT		7 LARGE HEAVY VEHLS #01		8 LARGE HEAVY VEHLS #02		
(AASHTO CLASS 1)		(AASHTO CLASS 2)		(AASHTO CLASS 3 AND 5)		(AASHTO CLASS 4)		(MINIBUS COLLECTIVE TAXI)	(AASHTO CLASS 4)		(AASHTO CLASS 6,7,8,9)		(AASHTO CLASS 10,11,12,13)		
Motorcycle - white pl	1 Motorcycle - yellow pl	2 Passenger car - white pl	2 Passenger car - green pl	2 Passenger car - yellow pl	3 Light vehicles - white pl	3 Light vehicles - yellow pl	4 Private Bus - white pl	4 Private Bus - yellow pl	Service (collective taxi) - green pl	6 Public Transport - green pl	6 Public Transport - yellow pl	7 Large Heavy Vehicles #01 - white pl	7 Large Heavy Vehicles #01 - yellow pl	8 Large Heavy Vehicles #02 - white pl	8 Large Heavy Vehicles #02 - yellow pl



Tab 83. Manual Traffic Counts Original Survey Sheet - Location 34_OD_A

Date	Position	Direction	Time	1 MOTORCYCLE		2 PASSENGER CAR		3 LIGHT HEAVY VHLS		4 PRIVATE BUS		SERVICE		6 PUBLIC TRANSPORT		7 LARGE HEAVY VHLS #01		8 LARGE HEAVY VHLS #02	
				(AASHTO CLASS 1)	(AASHTO CLASS 2)	(AASHTO CLASS 3)	(AASHTO CLASS 4)	(AASHTO CLASS 5)	(AASHTO CLASS 6)	(AASHTO CLASS 7)	(AASHTO CLASS 8)	(AASHTO CLASS 9)	(AASHTO CLASS 10)	(AASHTO CLASS 11)	(AASHTO CLASS 12)	(AASHTO CLASS 13)	(AASHTO CLASS 14)	(AASHTO CLASS 15)	(AASHTO CLASS 16)
03.08.15	MTC_34-OD-typeA	E-Rafah City Centre	3:15pm-3:30pm	15	0	12	0	0	0	0	0	0	0	0	0	0	0	0	0
03.08.15	MTC_34-OD-typeA	E-Rafah city centre	3:31pm-3:45pm	6	0	20	0	0	0	0	0	0	0	0	0	0	0	0	0
03.08.15	MTC_34-OD-typeA	E-Rafah city centre	3:46pm-4:00pm	8	0	12	0	0	0	0	0	0	0	0	0	0	0	0	0
03.08.15	MTC_34-OD-typeA	E-Rafah city centre	4:01pm-4:15pm	10	0	13	0	0	0	0	0	0	0	0	0	0	0	0	0
03.08.15	MTC_34-OD-typeA	E-Rafah city centre	4:16pm-4:30pm	9	0	24	0	0	0	0	0	0	0	0	0	0	0	0	0
03.08.15	MTC_34-OD-typeA	E-Rafah city centre	4:31pm-4:45pm	2	0	16	0	0	0	0	0	0	0	0	0	0	0	0	0
03.08.15	MTC_34-OD-typeA	E-Rafah city centre	4:46pm-5:00pm	8	0	25	0	0	0	0	0	0	0	0	0	0	0	0	0
03.08.15	MTC_34-OD-typeA	E-Rafah city centre	5:01pm-5:15pm	13	0	16	0	0	0	0	0	0	0	0	0	0	0	0	0
03.08.15	MTC_34-OD-typeA	E-Rafah city centre	5:16pm-5:30pm	5	0	32	0	0	0	0	0	0	0	0	0	0	0	0	0
03.08.15	MTC_34-OD-typeA	E-Rafah city centre	5:31pm-5:45pm	10	0	44	0	0	0	0	0	0	0	0	0	0	0	0	0
03.08.15	MTC_34-OD-typeA	E-Rafah city centre	5:46pm-6:00pm	8	0	40	0	0	0	0	0	0	0	0	0	0	0	0	0
03.08.15	MTC_34-OD-typeA	E-Rafah city centre	6:01pm-6:15pm	23	0	76	0	0	0	0	0	0	0	0	0	0	0	0	0
03.08.15	MTC_34-OD-typeA	E-Rafah city centre	6:16pm-6:30pm	9	0	16	0	0	0	0	0	0	0	0	0	0	0	0	0
03.08.15	MTC_34-OD-typeA	E-Rafah city centre	6:31pm-6:45pm	15	0	40	0	0	0	0	0	0	0	0	0	0	0	0	0
03.08.15	MTC_34-OD-typeA	E-Rafah city centre	6:46pm-7:00pm	16	0	44	0	0	0	0	0	0	0	0	0	0	0	0	0
03.08.15	MTC_34-OD-typeA	E-Rafah city centre	7:01pm-7:15pm	31	0	53	0	0	0	0	0	0	0	0	0	0	0	0	0
03.08.15	MTC_34-OD-typeA	W-Towards Sea	3:15pm-3:30pm	15	0	26	0	0	0	0	0	0	0	0	0	0	0	0	0
03.08.15	MTC_34-OD-typeA	W-Towards Sea	3:31pm-3:45pm	23	0	23	0	0	0	0	0	0	0	0	0	0	0	0	0
03.08.15	MTC_34-OD-typeA	W-Towards Sea	3:46pm-4:00pm	11	0	14	0	0	0	0	0	0	0	0	0	0	0	0	0
03.08.15	MTC_34-OD-typeA	W-Towards Sea	4:01pm-4:15pm	18	0	38	0	0	0	0	0	0	0	0	0	0	0	0	0
03.08.15	MTC_34-OD-typeA	W-Towards Sea	4:16pm-4:30pm	19	0	24	0	0	0	0	0	0	0	0	0	0	0	0	0
03.08.15	MTC_34-OD-typeA	W-Towards Sea	4:31pm-4:45pm	14	0	30	0	0	0	0	0	0	0	0	0	0	0	0	0
03.08.15	MTC_34-OD-typeA	W-Towards Sea	4:46pm-5:00pm	16	0	26	0	0	0	0	0	0	0	0	0	0	0	0	0
03.08.15	MTC_34-OD-typeA	W-Towards Sea	5:01pm-5:15pm	19	0	32	0	0	0	0	0	0	0	0	0	0	0	0	0
03.08.15	MTC_34-OD-typeA	W-Towards Sea	5:16pm-5:30pm	40	0	34	0	0	0	0	0	0	0	0	0	0	0	0	0
03.08.15	MTC_34-OD-typeA	W-Towards Sea	5:31pm-5:45pm	38	0	44	0	0	0	0	0	0	0	0	0	0	0	0	0
03.08.15	MTC_34-OD-typeA	W-Towards Sea	5:46pm-6:00pm	35	0	60	0	0	0	0	0	0	0	0	0	0	0	0	0
03.08.15	MTC_34-OD-typeA	W-Towards Sea	6:01pm-6:15pm	16	0	30	0	0	0	0	0	0	0	0	0	0	0	0	0
03.08.15	MTC_34-OD-typeA	W-Towards Sea	6:16pm-6:30pm	37	0	68	0	0	0	0	0	0	0	0	0	0	0	0	0
03.08.15	MTC_34-OD-typeA	W-Towards Sea	6:31pm-6:45pm	52	0	57	0	0	0	0	0	0	0	0	0	0	0	0	0
03.08.15	MTC_34-OD-typeA	W-Towards Sea	6:46pm-7:00pm	112	0	63	0	0	0	0	0	0	0	0	0	0	0	0	0
03.08.15	MTC_34-OD-typeA	W-Towards Sea	7:01pm-7:15pm	38	0	56	0	0	0	0	0	0	0	0	0	0	0	0	0

Tab 84. Manual Traffic Counts Original Survey Sheet - Location 35 OD A

				1 MOTORCYCLE		2 PASSENGER CAR		3 LIGHT HEAVY VHLS		4 PRIVATE BUS		SERVICE	6 PUBLIC TRANSPORT		7 LARGE HEAVY VHLS #01		8 LARGE HEAVY VHLS #02	
				(AASHTO CLASS 1)		(AASHTO CLASS 2)		(AASHTO CLASS 3 AND 5)		(AASHTO CLASS 4)		(MINIBUS COLLECTIVE TAXI)	(AASHTO CLASS 4)		(AASHTO CLASS 6,7,8,9)		(AASHTO CLASS 10,11,12,13)	
Date	Position	Direction	Time	1 Motorcycle - white pl	2 Passenger car - white pl	2 Passenger car - green pl	2 Passenger car - yellow pl	3 Light vehicles - white pl	3 Light vehicles - yellow pl	4 Private Bus - white pl	4 Private Bus - yellow pl	Service (heavy collective taxi)	6 Public Transport - green pl	6 Public Transport - yellow pl	7 Large Heavy Vehicles #01 - white pl	7 Large Heavy Vehicles #02 - yellow pl	8 Large Heavy Vehicles #03 - yellow pl	
03.08.15	MTC_35-OD-typeA	NW-Rafah City Centre	3:15pm-3:30pm	3	0	6	0	0	0	0	0	0	0	0	0	0	0	
03.08.15	MTC_35-OD-typeA	NW-Rafah City Centre	3:31pm-3:45pm	4	0	7	0	0	1	0	0	0	0	0	1	0	0	
03.08.15	MTC_35-OD-typeA	NW-Rafah City Centre	3:46pm-4:00pm	4	0	10	0	0	0	1	0	0	1	0	1	0	0	
03.08.15	MTC_35-OD-typeA	NW-Rafah City Centre	4:01pm-4:15pm	7	0	7	0	0	2	0	0	0	0	0	0	0	2	
03.08.15	MTC_35-OD-typeA	NW-Rafah City Centre	4:16pm-4:30pm	8	0	4	0	0	2	0	0	0	0	0	0	0	0	
03.08.15	MTC_35-OD-typeA	NW-Rafah City Centre	4:31pm-4:45pm	4	0	7	0	0	3	0	0	1	0	0	1	0	0	
03.08.15	MTC_35-OD-typeA	NW-Rafah City Centre	4:46pm-5:00pm	5	0	8	0	0	0	0	0	1	0	0	1	0	0	
03.08.15	MTC_35-OD-typeA	NW-Rafah City Centre	5:01pm-5:15pm	10	0	11	0	0	3	0	0	0	0	0	2	0	1	
03.08.15	MTC_35-OD-typeA	NW-Rafah City Centre	5:16pm-5:30pm	11	0	2	0	0	2	0	0	0	0	0	1	0	1	
03.08.15	MTC_35-OD-typeA	NW-Rafah City Centre	5:31pm-5:45pm	9	0	9	0	0	2	0	0	0	0	0	1	0	0	
03.08.15	MTC_35-OD-typeA	NW-Rafah City Centre	5:46pm-6:00pm	11	0	9	0	0	1	0	0	0	0	0	0	0	0	
03.08.15	MTC_35-OD-typeA	NW-Rafah City Centre	6:01pm-6:15pm	9	0	8	0	0	0	0	0	0	0	0	1	0	0	
03.08.15	MTC_35-OD-typeA	NW-Rafah City Centre	6:16pm-6:30pm	9	0	14	0	0	3	0	0	0	0	0	1	0	1	
03.08.15	MTC_35-OD-typeA	NW-Rafah City Centre	6:31pm-6:45pm	19	0	10	0	0	0	0	0	0	0	0	3	0	0	
03.08.15	MTC_35-OD-typeA	NW-Rafah City Centre	6:46pm-7:00pm	12	0	11	0	0	3	0	0	0	0	0	0	0	0	
03.08.15	MTC_35-OD-typeA	NW-Rafah City Centre	7:01pm-7:15pm	11	0	8	0	0	2	0	0	0	0	0	0	0	0	
03.08.15	MTC_35-OD-typeA	SE-Border Al Buyuki	3:15pm-3:30pm	7	0	4	0	0	4	0	0	0	0	0	0	0	0	
03.08.15	MTC_35-OD-typeA	SE-Border Al Buyuki	3:31pm-3:45pm	3	0	7	0	0	0	0	0	0	0	0	2	0	0	
03.08.15	MTC_35-OD-typeA	SE-Border Al Buyuki	3:46pm-4:00pm	7	0	6	0	0	3	0	0	0	0	0	1	0	0	
03.08.15	MTC_35-OD-typeA	SE-Border Al Buyuki	4:01pm-4:15pm	10	0	12	0	0	2	0	0	0	0	0	0	0	1	
03.08.15	MTC_35-OD-typeA	SE-Border Al Buyuki	4:16pm-4:30pm	11	0	4	0	0	0	0	0	0	0	0	0	0	1	
03.08.15	MTC_35-OD-typeA	SE-Border Al Buyuki	4:31pm-4:45pm	7	0	4	0	0	2	0	0	0	0	0	0	0	0	
03.08.15	MTC_35-OD-typeA	SE-Border Al Buyuki	4:46pm-5:00pm	7	0	12	0	0	2	0	0	0	0	0	2	0	0	
03.08.15	MTC_35-OD-typeA	SE-Border Al Buyuki	5:01pm-5:15pm	11	0	14	0	0	3	0	0	0	0	0	1	0	0	
03.08.15	MTC_35-OD-typeA	SE-Border Al Buyuki	5:16pm-5:30pm	11	0	12	0	0	0	0	0	0	0	0	2	0	0	
03.08.15	MTC_35-OD-typeA	SE-Border Al Buyuki	5:31pm-5:45pm	8	0	16	0	0	1	0	0	0	0	0	0	0	0	
03.08.15	MTC_35-OD-typeA	SE-Border Al Buyuki	5:46pm-6:00pm	8	0	8	0	0	1	0	0	0	0	0	0	0	0	
03.08.15	MTC_35-OD-typeA	SE-Border Al Buyuki	6:01pm-6:15pm	11	0	12	0	0	1	0	0	0	0	0	1	0	0	
03.08.15	MTC_35-OD-typeA	SE-Border Al Buyuki	6:16pm-6:30pm	8	0	12	0	0	2	0	0	0	0	0	1	0	1	
03.08.15	MTC_35-OD-typeA	SE-Border Al Buyuki	6:31pm-6:45pm	5	0	8	0	0	4	0	0	0	0	0	1	0	0	
03.08.15	MTC_35-OD-typeA	SE-Border Al Buyuki	6:46pm-7:00pm	17	0	24	0	0	0	0	0	0	0	0	0	0	0	
03.08.15	MTC_35-OD-typeA	SE-Border Al Buyuki	7:01pm-7:15pm	9	0	15	0	0	2	0	0	0	0	0	0	0	0	

Tab 85. Manual Traffic Counts Original Survey Sheet - Location 36 OD A

1 MOTORCYCLE			2 PASSENGER CAR			3 LIGHT HEAVY VHLS		4 PRIVATE BUS		SERVICE	6 PUBLIC TRANSPORT		7 LARGE HEAVY VHLS #01		8 LARGE HEAVY VHLS #02		
(AASHTO CLASS 1)			(AASHTO CLASS 2)			(AASHTO CLASS 3 AND 5)		(AASHTO CLASS 4)		(MINIBUS COLLECTIVE TAXI)	(AASHTO CLASS 4)		(AASHTO CLASS 6,7,8,9)		(AASHTO CLASS 10,11,12,13)		
Motorcycle - white pl	1	Motorcycle - yellow pl	2 Passenger - car - white pl	2 Passenger - car - green pl	2 Passenger - car - yellow pl	3 Light vehicles - white pl	3 Light vehicles - yellow pl	4 Private Bus - white pl	4 Private Bus - yellow pl	Service (collective taxi)	6 Public Transport - green pl	6 Public Transport - yellow pl	7 Large Heavy Vehicles #01 - white pl	7 Large Heavy Vehicles #01 - yellow pl	8 Large Heavy Vehicles #02 - white pl	8 Large Heavy Vehicles #02 - yellow pl	
Time	Direction		Position		Date												
3:15pm-3:30pm	NE-Khan Younis		MTC_36-OD-typeA		03.08.15												
3:31pm-3:45pm	NE-Khan Younis		MTC_36-OD-typeA		03.08.15	4	0	5	0	0	0	0	0	0	0	0	0
3:46pm-4:00pm	NE-Khan Younis		MTC_36-OD-typeA		03.08.15	2	0	2	0	0	1	0	0	1	0	0	0
4:01pm-4:15pm	NE-Khan Younis		MTC_36-OD-typeA		03.08.15	8	0	6	0	0	2	0	0	1	0	0	0
4:16pm-4:30pm	NE-Khan Younis		MTC_36-OD-typeA		03.08.15	8	0	4	0	0	0	0	0	2	0	0	0
4:31pm-4:45pm	NE-Khan Younis		MTC_36-OD-typeA		03.08.15	3	0	7	0	0	1	0	0	1	0	0	0
4:46pm-5:00pm	NE-Khan Younis		MTC_36-OD-typeA		03.08.15	6	0	6	0	0	0	0	0	0	0	0	0
5:01pm-5:15pm	NE-Khan Younis		MTC_36-OD-typeA		03.08.15	2	0	4	0	0	0	0	0	0	0	0	0
5:16pm-5:30pm	NE-Khan Younis		MTC_36-OD-typeA		03.08.15	4	0	5	0	0	0	0	0	0	0	0	0
5:31pm-5:45pm	NE-Khan Younis		MTC_36-OD-typeA		03.08.15	10	0	10	0	0	1	0	0	0	0	0	0
5:46pm-6:00pm	NE-Khan Younis		MTC_36-OD-typeA		03.08.15	11	0	11	0	0	1	0	0	0	2	0	0
6:01pm-6:15pm	NE-Khan Younis		MTC_36-OD-typeA		03.08.15	8	0	10	0	0	1	0	0	0	0	0	0
6:16pm-6:30pm	NE-Khan Younis		MTC_36-OD-typeA		03.08.15	8	0	7	0	0	0	0	0	0	1	0	0
6:31pm-6:45pm	NE-Khan Younis		MTC_36-OD-typeA		03.08.15	4	0	6	0	0	0	0	0	0	0	0	0
6:46pm-7:00pm	NE-Khan Younis		MTC_36-OD-typeA		03.08.15	2	0	6	0	0	0	0	0	0	0	0	0
7:01pm-7:15pm	NE-Khan Younis		MTC_36-OD-typeA		03.08.15	2	0	3	0	0	2	0	0	0	0	0	0
7:15pm-7:30pm	NE-Khan Younis		MTC_36-OD-typeA		03.08.15	2	0	6	0	0	2	0	0	0	0	0	0
7:31pm-7:45pm	SW-Rafah City Centre		MTC_36-OD-typeA		03.08.15	2	0	6	0	0	0	0	0	0	1	0	0
7:46pm-8:00pm	SW-Rafah City Centre		MTC_36-OD-typeA		03.08.15	1	0	2	0	0	0	0	0	0	2	0	0
8:01pm-8:15pm	SW-Rafah City Centre		MTC_36-OD-typeA		03.08.15	3	0	8	0	0	0	0	0	1	0	0	0
8:16pm-8:30pm	SW-Rafah City Centre		MTC_36-OD-typeA		03.08.15	3	0	8	0	0	0	0	0	0	1	0	0
8:31pm-8:45pm	SW-Rafah City Centre		MTC_36-OD-typeA		03.08.15	4	0	7	0	0	0	0	0	0	1	0	2
8:46pm-9:00pm	SW-Rafah City Centre		MTC_36-OD-typeA		03.08.15	1	0	3	0	0	0	0	0	0	0	0	0
9:01pm-9:15pm	SW-Rafah City Centre		MTC_36-OD-typeA		03.08.15	3	0	8	0	0	1	0	0	0	0	0	0
9:16pm-9:30pm	SW-Rafah City Centre		MTC_36-OD-typeA		03.08.15	8	0	8	0	0	0	0	1	0	0	0	0
9:31pm-9:45pm	SW-Rafah City Centre		MTC_36-OD-typeA		03.08.15	7	0	6	0	0	1	0	0	0	0	0	0
9:46pm-10:00pm	SW-Rafah City Centre		MTC_36-OD-typeA		03.08.15	3	0	5	0	0	2	0	0	0	0	0	0
10:01pm-10:15pm	SW-Rafah City Centre		MTC_36-OD-typeA		03.08.15	4	0	6	0	0	1	0	0	0	1	0	0
10:16pm-10:30pm	SW-Rafah City Centre		MTC_36-OD-typeA		03.08.15	6	0	4	0	0	0	0	0	0	0	0	0
10:31pm-10:45pm	SW-Rafah City Centre		MTC_36-OD-typeA		03.08.15	10	0	9	0	0	0	0	0	0	1	0	0
10:46pm-11:00pm	SW-Rafah City Centre		MTC_36-OD-typeA		03.08.15	2	0	5	0	0	0	0	0	0	0	0	0
11:01pm-11:15pm	SW-Rafah City Centre		MTC_36-OD-typeA		03.08.15	5	0	8	0	0	1	0	0	0	0	0	0



Tab 86. Manual Traffic Counts Original Survey Sheet - Location A_OD_B

Date	Position	Direction	Time	1 MOTORCYCLE		2 PASSENGER CAR		3 LIGHT HEAVY VHLS		4 PRIVATE BUS		SERVICE		6 PUBLIC TRANSPORT		7 LARGE HEAVY VHLS #01		8 LARGE HEAVY VHLS #02	
				(AASHTO CLASS 1)	(AASHTO CLASS 1)	(AASHTO CLASS 2)	(AASHTO CLASS 2)	(AASHTO CLASS 3 AND 5)	(AASHTO CLASS 3 AND 5)	(AASHTO CLASS 4)	(AASHTO CLASS 4)	(MINIBUS COLLECTIVE TAXI)	(AASHTO CLASS 4)	(AASHTO CLASS 4)	(AASHTO CLASS 4)	(AASHTO CLASS 6,7&9)	(AASHTO CLASS 6,7&9)	(AASHTO CLASS 10,11,12,13)	(AASHTO CLASS 10,11,12,13)
03.08.15	MTC A-OD-typeB	NW-Zbuba	3:15pm-3:30pm	0	0	37	2	3	2	0	4	0	1	0	0	4	0	0	1
03.08.15	MTC A-OD-typeB	NW-Zbuba	3:31pm-3:45pm	0	0	35	5	2	3	1	5	0	3	1	0	5	0	1	0
03.08.15	MTC A-OD-typeB	NW-Zbuba	3:46pm-4:00pm	0	0	30	3	5	2	0	7	1	10	2	0	7	0	0	0
03.08.15	MTC A-OD-typeB	NW-Zbuba	4:01pm-4:15pm	0	0	33	2	1	2	0	3	0	4	0	0	3	1	1	2
03.08.15	MTC A-OD-typeB	NW-Zbuba	4:16pm-4:30pm	0	0	35	4	6	3	0	9	0	3	1	0	8	0	1	0
03.08.15	MTC A-OD-typeB	NW-Zbuba	4:31pm-4:45pm	0	0	44	0	2	2	1	5	0	6	0	0	6	0	0	0
03.08.15	MTC A-OD-typeB	NW-Zbuba	4:46pm-5:00pm	0	0	56	4	7	1	0	7	3	5	2	0	6	0	0	0
03.08.15	MTC A-OD-typeB	NW-Zbuba	5:01pm-5:15pm	0	0	50	2	6	3	0	5	2	3	0	0	6	1	2	0
03.08.15	MTC A-OD-typeB	NW-Zbuba	5:16pm-5:30pm	0	0	31	1	2	1	0	4	1	2	0	0	9	0	0	0
03.08.15	MTC A-OD-typeB	NW-Zbuba	5:31pm-5:45pm	0	0	43	4	4	0	0	5	1	3	1	0	11	0	0	0
03.08.15	MTC A-OD-typeB	NW-Zbuba	5:46pm-6:00pm	0	0	38	0	0	0	4	1	3	1	0	3	0	0	0	0
03.08.15	MTC A-OD-typeB	NW-Zbuba	6:01pm-6:15pm	0	0	45	3	4	1	0	3	0	5	0	0	2	0	0	0
03.08.15	MTC A-OD-typeB	NW-Zbuba	6:16pm-6:30pm	0	0	49	2	1	2	1	4	3	3	0	0	2	0	0	0
03.08.15	MTC A-OD-typeB	NW-Zbuba	6:31pm-6:45pm	0	0	23	3	1	2	0	10	0	2	0	0	6	0	0	0
03.08.15	MTC A-OD-typeB	NW-Zbuba	6:46pm-7:00pm	0	0	34	0	1	0	0	2	1	3	1	0	4	1	0	0
03.08.15	MTC A-OD-typeB	NW-Zbuba	7:01pm-7:15pm	0	0	52	2	2	1	0	6	0	4	0	0	5	0	0	0
03.08.15	MTC A-OD-typeB	SE-Jenin	3:15pm-3:30pm	0	0	36	3	3	1	0	11	0	4	0	0	4	0	2	0
03.08.15	MTC A-OD-typeB	SE-Jenin	3:31pm-3:45pm	0	0	38	3	5	0	0	3	0	6	2	0	4	1	0	0
03.08.15	MTC A-OD-typeB	SE-Jenin	3:46pm-4:00pm	0	0	36	3	4	2	0	11	0	4	1	0	7	0	0	0
03.08.15	MTC A-OD-typeB	SE-Jenin	4:01pm-4:15pm	0	0	33	4	1	1	1	5	0	9	0	0	6	0	1	0
03.08.15	MTC A-OD-typeB	SE-Jenin	4:16pm-4:30pm	0	0	59	3	3	3	0	5	0	6	1	0	4	2	1	1
03.08.15	MTC A-OD-typeB	SE-Jenin	4:31pm-4:45pm	0	0	21	0	2	2	0	3	0	3	0	0	5	0	1	0
03.08.15	MTC A-OD-typeB	SE-Jenin	4:46pm-5:00pm	0	0	23	1	2	1	0	4	0	2	2	0	6	0	0	0
03.08.15	MTC A-OD-typeB	SE-Jenin	5:01pm-5:15pm	0	0	41	3	5	3	0	4	1	3	2	0	4	1	0	0
03.08.15	MTC A-OD-typeB	SE-Jenin	5:16pm-5:30pm	0	0	45	3	1	1	0	6	0	8	0	0	10	1	1	1
03.08.15	MTC A-OD-typeB	SE-Jenin	5:31pm-5:45pm	0	0	34	2	0	1	0	7	0	5	0	0	3	0	0	1
03.08.15	MTC A-OD-typeB	SE-Jenin	5:46pm-6:00pm	0	0	32	3	1	3	0	4	0	3	0	0	3	0	0	2
03.08.15	MTC A-OD-typeB	SE-Jenin	6:01pm-6:15pm	0	0	35	1	3	0	0	4	0	3	0	0	8	0	0	0
03.08.15	MTC A-OD-typeB	SE-Jenin	6:16pm-6:30pm	0	0	42	2	2	0	0	3	0	2	0	0	7	0	0	0
03.08.15	MTC A-OD-typeB	SE-Jenin	6:31pm-6:45pm	0	0	55	1	1	1	0	5	0	8	0	0	5	0	0	1
03.08.15	MTC A-OD-typeB	SE-Jenin	6:46pm-7:00pm	1	0	36	3	3	0	0	3	0	6	0	0	10	1	0	0
03.08.15	MTC A-OD-typeB	SE-Jenin	7:01pm-7:15pm	0	0	42	1	2	4	0	5	0	2	0	0	4	0	0	0



Tab 87. Manual Traffic Counts Original Survey Sheet - Location B_OD_B

Date	Position	Direction	Time	1 MOTORCYCLE		2 PASSENGER CAR		3 LIGHT HEAVY VHLS		4 PRIVATE BUS		SERVICE		6 PUBLIC TRANSPORT		7 LARGE HEAVY VHLS #01		8 LARGE HEAVY VHLS #02	
				(AASHTO CLASS 1)	(AASHTO CLASS 1)	(AASHTO CLASS 2)	(AASHTO CLASS 2)	(AASHTO CLASS 3 AND 5)	(AASHTO CLASS 3 AND 5)	(AASHTO CLASS 4)	(AASHTO CLASS 4)	(MINIBUS COLLECTIVE TAXI)	(AASHTO CLASS 4)	(AASHTO CLASS 4)	(AASHTO CLASS 4)	(AASHTO CLASS 6,7&9)	(AASHTO CLASS 6,7&9)	(AASHTO CLASS 10,11,12,13)	(AASHTO CLASS 10,11,12,13)
03.08.15	MTC B-OD-typeB	SW-Silr	3:15pm-3:30pm	0	0	7	0	0	0	0	0	2	0	0	0	6	0	0	0
03.08.15	MTC B-OD-typeB	SW-Silr	3:31pm-3:45pm	0	0	10	1	0	1	0	0	3	0	0	0	5	0	1	0
03.08.15	MTC B-OD-typeB	SW-Silr	3:46pm-4:00pm	0	0	16	2	5	1	0	0	2	0	0	0	8	0	1	0
03.08.15	MTC B-OD-typeB	SW-Silr	4:01pm-4:15pm	0	0	6	2	1	7	1	0	2	0	0	0	5	0	0	0
03.08.15	MTC B-OD-typeB	SW-Silr	4:16pm-4:30pm	0	0	9	2	1	6	2	1	0	4	0	0	6	0	1	0
03.08.15	MTC B-OD-typeB	SW-Silr	4:31pm-4:45pm	0	0	13	1	3	6	2	0	3	0	0	1	8	0	0	0
03.08.15	MTC B-OD-typeB	SW-Silr	4:46pm-5:00pm	0	0	17	3	3	4	4	1	0	4	0	0	9	0	0	0
03.08.15	MTC B-OD-typeB	SW-Silr	5:01pm-5:15pm	0	0	19	1	1	7	2	0	4	0	0	0	10	0	0	0
03.08.15	MTC B-OD-typeB	SW-Silr	5:16pm-5:30pm	0	0	15	2	5	5	0	0	6	0	0	0	5	0	1	0
03.08.15	MTC B-OD-typeB	SW-Silr	5:31pm-5:45pm	0	0	12	1	2	3	1	1	4	0	0	0	9	0	0	0
03.08.15	MTC B-OD-typeB	SW-Silr	5:46pm-6:00pm	0	0	19	1	1	3	0	0	7	0	0	0	9	0	0	0
03.08.15	MTC B-OD-typeB	SW-Silr	6:01pm-6:15pm	0	0	13	2	3	4	1	0	2	0	0	0	6	0	0	0
03.08.15	MTC B-OD-typeB	SW-Silr	6:16pm-6:30pm	0	0	11	0	1	3	1	0	4	0	0	0	7	0	0	0
03.08.15	MTC B-OD-typeB	SW-Silr	6:31pm-6:45pm	0	0	14	2	2	6	0	0	6	0	0	0	7	0	1	0
03.08.15	MTC B-OD-typeB	SW-Silr	6:46pm-7:00pm	0	0	16	1	2	5	0	0	3	0	0	0	7	0	0	0
03.08.15	MTC B-OD-typeB	SW-Silr	7:01pm-7:15pm	0	0	9	3	2	4	2	0	2	0	0	0	7	0	0	0
03.08.15	MTC B-OD-typeB	NE-Tekoa	3:15pm-3:30pm	0	0	9	0	1	4	0	0	2	0	0	0	2	0	1	0
03.08.15	MTC B-OD-typeB	NE-Tekoa	3:31pm-3:45pm	0	0	1	0	0	2	0	0	0	0	0	0	4	0	0	0
03.08.15	MTC B-OD-typeB	NE-Tekoa	3:46pm-4:00pm	0	0	7	0	2	2	1	0	4	0	0	0	6	0	0	0
03.08.15	MTC B-OD-typeB	NE-Tekoa	4:01pm-4:15pm	0	0	8	0	1	2	1	0	1	0	0	0	8	0	0	0
03.08.15	MTC B-OD-typeB	NE-Tekoa	4:16pm-4:30pm	0	0	13	1	3	3	1	0	2	0	0	0	8	1	0	0
03.08.15	MTC B-OD-typeB	NE-Tekoa	4:31pm-4:45pm	0	0	11	2	2	3	1	0	2	0	0	0	7	0	0	0
03.08.15	MTC B-OD-typeB	NE-Tekoa	4:46pm-5:00pm	0	0	11	1	4	6	3	0	2	1	0	0	6	0	0	0
03.08.15	MTC B-OD-typeB	NE-Tekoa	5:01pm-5:15pm	0	0	11	3	3	3	0	0	3	0	0	0	8	1	0	0
03.08.15	MTC B-OD-typeB	NE-Tekoa	5:16pm-5:30pm	0	0	12	1	4	7	1	0	3	0	0	0	8	0	0	0
03.08.15	MTC B-OD-typeB	NE-Tekoa	5:31pm-5:45pm	0	0	13	2	3	7	2	0	2	0	0	0	8	0	0	0
03.08.15	MTC B-OD-typeB	NE-Tekoa	5:46pm-6:00pm	0	0	16	3	2	6	1	0	4	0	0	0	6	2	1	0
03.08.15	MTC B-OD-typeB	NE-Tekoa	6:01pm-6:15pm	0	0	10	1	1	3	0	0	3	0	0	0	8	0	0	0
03.08.15	MTC B-OD-typeB	NE-Tekoa	6:16pm-6:30pm	0	0	10	1	2	6	0	0	4	0	0	0	3	0	0	0
03.08.15	MTC B-OD-typeB	NE-Tekoa	6:31pm-6:45pm	0	0	12	2	1	4	1	1	4	0	0	0	8	0	0	0
03.08.15	MTC B-OD-typeB	NE-Tekoa	6:46pm-7:00pm	0	0	13	3	2	8	1	0	3	1	0	0	9	0	0	0
03.08.15	MTC B-OD-typeB	NE-Tekoa	7:01pm-7:15pm	0	0	13	1	4	5	1	0	3	0	0	0	4	0	0	0



Tab 88. Manual Traffic Counts Original Survey Sheet - Location C_OD_B

Date	Position	Direction	Time	1 MOTORCYCLE		2 PASSENGER CAR		3 LIGHT HEAVY VHLS		4 PRIVATE BUS		SERVICE (MINIBUS COLLECTIVE TAXI)	6 PUBLIC TRANSPORT		7 LARGE HEAVY VHLS #01		8 LARGE HEAVY VHLS #02	
				(AASHTO CLASS 1)	(AASHTO CLASS 1)	(AASHTO CLASS 2)	(AASHTO CLASS 2)	(AASHTO CLASS 3 AND 5)	(AASHTO CLASS 3 AND 5)	(AASHTO CLASS 4)	(AASHTO CLASS 4)	(MINIBUS COLLECTIVE TAXI)	(AASHTO CLASS 4)	(AASHTO CLASS 4)	(AASHTO CLASS 6,7&9)	(AASHTO CLASS 6,7&9)	(AASHTO CLASS 10,11,12,13)	(AASHTO CLASS 10,11,12,13)
03.08.15	MTC C-OD-typeB	W-Abwein	3:15pm-3:30pm	Motorcycle - white pl	Motorcycle - yellow pl	2 Passenger - car - white pl	2 Passenger - car - green pl	3 Light Heavy vehicles - white pl	3 Light Heavy vehicles - yellow pl	4 Private Bus - white pl	4 Private Bus - yellow pl	Service (minibus collective taxi) green pl	6 Public Transport - green pl	6 Public Transport - yellow pl	7 Large Heavy Vehicles #01 white pl	7 Large Heavy Vehicles #01 yellow pl	8 Large Heavy Vehicles #02 white pl	8 Large Heavy Vehicles #02 yellow pl
03.08.15	MTC C-OD-typeB	W-Abwein	3:31pm-3:45pm	0	0	4	0	1	0	0	0	2	0	0	0	0	0	0
03.08.15	MTC C-OD-typeB	W-Abwein	3:46pm-4:00pm	0	0	2	0	0	1	0	0	1	0	0	0	0	0	0
03.08.15	MTC C-OD-typeB	W-Abwein	4:01pm-4:15pm	0	0	2	0	1	1	0	0	1	0	0	0	0	0	0
03.08.15	MTC C-OD-typeB	W-Abwein	4:16pm-4:30pm	0	0	2	0	1	2	0	0	0	0	0	0	0	0	0
03.08.15	MTC C-OD-typeB	W-Abwein	4:31pm-4:45pm	0	0	4	0	0	0	0	0	2	0	0	2	0	0	0
03.08.15	MTC C-OD-typeB	W-Abwein	4:46pm-5:00pm	0	0	6	0	2	0	0	0	2	0	0	0	0	0	0
03.08.15	MTC C-OD-typeB	W-Abwein	5:01pm-5:15pm	0	0	4	0	0	1	0	0	1	0	0	0	0	0	0
03.08.15	MTC C-OD-typeB	W-Abwein	5:16pm-5:30pm	0	0	2	2	0	1	0	0	0	0	0	0	0	0	0
03.08.15	MTC C-OD-typeB	W-Abwein	5:31pm-5:45pm	0	0	6	1	0	2	0	0	1	0	0	0	0	0	0
03.08.15	MTC C-OD-typeB	W-Abwein	5:46pm-6:00pm	0	0	3	0	0	0	0	0	0	1	0	0	0	0	0
03.08.15	MTC C-OD-typeB	W-Abwein	6:01pm-6:15pm	0	0	5	0	1	2	0	0	2	0	0	0	0	0	0
03.08.15	MTC C-OD-typeB	W-Abwein	6:16pm-6:30pm	0	0	3	1	1	0	0	0	0	0	0	0	0	0	0
03.08.15	MTC C-OD-typeB	W-Abwein	6:31pm-6:45pm	0	0	5	0	0	1	0	0	0	0	0	0	0	0	0
03.08.15	MTC C-OD-typeB	W-Abwein	6:46pm-7:00pm	0	0	1	0	0	0	0	0	1	0	0	0	0	0	0
03.08.15	MTC C-OD-typeB	W-Abwein	7:01pm-7:15pm	0	0	10	2	1	1	0	0	0	0	0	0	0	0	0
03.08.15	MTC C-OD-typeB	E-jililiya	3:15pm-3:30pm	0	0	2	1	4	1	0	0	0	0	0	0	0	0	0
03.08.15	MTC C-OD-typeB	E-jililiya	3:31pm-3:45pm	0	0	3	0	0	1	0	0	2	0	0	0	0	0	0
03.08.15	MTC C-OD-typeB	E-jililiya	3:46pm-4:00pm	0	0	3	1	1	1	0	0	0	0	0	0	0	0	0
03.08.15	MTC C-OD-typeB	E-jililiya	4:01pm-4:15pm	0	0	2	0	1	1	0	0	1	0	0	0	0	0	0
03.08.15	MTC C-OD-typeB	E-jililiya	4:16pm-4:30pm	0	0	4	0	1	0	0	0	0	0	0	0	0	0	0
03.08.15	MTC C-OD-typeB	E-jililiya	4:31pm-4:45pm	0	0	4	0	0	1	0	0	0	0	0	1	0	0	0
03.08.15	MTC C-OD-typeB	E-jililiya	4:46pm-5:00pm	0	0	1	0	0	0	0	0	1	0	0	0	0	0	0
03.08.15	MTC C-OD-typeB	E-jililiya	5:01pm-5:15pm	0	0	2	1	0	1	0	0	1	0	0	0	0	0	0
03.08.15	MTC C-OD-typeB	E-jililiya	5:16pm-5:30pm	0	0	4	1	0	1	0	0	0	0	0	0	0	0	0
03.08.15	MTC C-OD-typeB	E-jililiya	5:31pm-5:45pm	0	0	3	0	0	1	0	0	1	0	0	0	0	0	0
03.08.15	MTC C-OD-typeB	E-jililiya	5:46pm-6:00pm	0	0	2	0	0	0	0	0	1	0	0	0	0	0	0
03.08.15	MTC C-OD-typeB	E-jililiya	6:01pm-6:15pm	0	0	4	0	1	1	0	0	1	0	0	1	0	0	0
03.08.15	MTC C-OD-typeB	E-jililiya	6:16pm-6:30pm	0	0	6	0	2	1	0	0	1	0	0	0	0	0	0
03.08.15	MTC C-OD-typeB	E-jililiya	6:31pm-6:45pm	0	0	4	0	0	0	0	0	2	1	0	0	0	0	0
03.08.15	MTC C-OD-typeB	E-jililiya	6:46pm-7:00pm	0	0	6	0	0	0	0	0	2	0	0	0	0	0	0
03.08.15	MTC C-OD-typeB	E-jililiya	7:01pm-7:15pm	0	0	6	1	0	1	0	0	1	0	0	0	0	0	0



Tab 89. Manual Traffic Counts Original Survey Sheet - Location D_OD_B

Date	Position	Direction	Time	1 MOTORCYCLE		2 PASSENGER CAR		3 LIGHT HEAVY VHLS		4 PRIVATE BUS		SERVICE	6 PUBLIC TRANSPORT		7 LARGE HEAVY VHLS #01		8 LARGE HEAVY VHLS #02	
				(AASHTO CLASS 1)	(AASHTO CLASS 1)	(AASHTO CLASS 2)	(AASHTO CLASS 2)	(AASHTO CLASS 3 AND 5)	(AASHTO CLASS 3 AND 5)	(AASHTO CLASS 4)	(AASHTO CLASS 4)	(MINIBUS COLLECTIVE TAXI)	(AASHTO CLASS 4)	(AASHTO CLASS 4)	(AASHTO CLASS 6,7,8,9)	(AASHTO CLASS 6,7,8,9)	(AASHTO CLASS 10,11,12,13)	(AASHTO CLASS 10,11,12,13)
03.08.15	MTC D-OD-typeB	SW-Salift	3:15pm-3:30pm	0	0	8	1	0	0	0	0	3	0	0	0	0	0	0
03.08.15	MTC D-OD-typeB	SW-Salift	3:31pm-3:45pm	0	0	7	0	0	0	0	0	1	0	0	0	0	0	0
03.08.15	MTC D-OD-typeB	SW-Salift	3:46pm-4:00pm	0	0	8	1	0	0	0	0	3	0	0	0	0	0	0
03.08.15	MTC D-OD-typeB	SW-Salift	4:01pm-4:15pm	0	0	5	0	0	0	0	0	1	0	0	0	0	0	0
03.08.15	MTC D-OD-typeB	SW-Salift	4:16pm-4:30pm	0	0	2	1	0	0	0	0	2	0	0	0	0	0	0
03.08.15	MTC D-OD-typeB	SW-Salift	4:31pm-4:45pm	0	0	13	2	0	0	0	0	2	0	0	0	0	0	0
03.08.15	MTC D-OD-typeB	SW-Salift	4:46pm-5:00pm	0	0	12	3	0	0	0	0	1	0	0	0	0	0	0
03.08.15	MTC D-OD-typeB	SW-Salift	5:01pm-5:15pm	0	0	10	1	1	2	0	0	0	2	0	0	0	0	0
03.08.15	MTC D-OD-typeB	SW-Salift	5:16pm-5:30pm	0	0	6	0	0	0	0	0	1	0	0	0	0	0	0
03.08.15	MTC D-OD-typeB	SW-Salift	5:31pm-5:45pm	0	0	11	0	0	2	0	0	2	1	0	0	0	0	0
03.08.15	MTC D-OD-typeB	SW-Salift	5:46pm-6:00pm	0	0	4	0	0	0	0	0	1	0	0	0	0	0	0
03.08.15	MTC D-OD-typeB	SW-Salift	6:01pm-6:15pm	0	0	6	0	0	0	0	0	0	0	0	0	0	0	0
03.08.15	MTC D-OD-typeB	SW-Salift	6:16pm-6:30pm	0	0	9	0	0	0	0	0	1	0	0	0	0	0	0
03.08.15	MTC D-OD-typeB	SW-Salift	6:31pm-6:45pm	0	0	2	2	0	0	0	0	0	0	0	0	0	0	0
03.08.15	MTC D-OD-typeB	SW-Salift	6:46pm-7:00pm	0	0	9	1	2	1	0	0	1	0	0	0	0	0	0
03.08.15	MTC D-OD-typeB	SW-Salift	7:01pm-7:15pm	0	0	7	1	0	3	0	0	1	0	0	0	0	0	0
03.08.15	MTC D-OD-typeB	NE-Nabius	3:15pm-3:30pm	0	0	10	0	0	0	0	0	2	0	0	0	0	0	0
03.08.15	MTC D-OD-typeB	NE-Nabius	3:31pm-3:45pm	0	0	10	0	0	0	0	0	1	0	0	0	0	0	0
03.08.15	MTC D-OD-typeB	NE-Nabius	3:46pm-4:00pm	0	0	15	0	0	2	0	0	0	0	0	0	0	0	0
03.08.15	MTC D-OD-typeB	NE-Nabius	4:01pm-4:15pm	0	0	9	0	0	0	0	0	1	0	0	0	0	0	0
03.08.15	MTC D-OD-typeB	NE-Nabius	4:16pm-4:30pm	0	0	8	1	0	0	0	0	1	0	0	0	0	0	0
03.08.15	MTC D-OD-typeB	NE-Nabius	4:31pm-4:45pm	0	0	3	0	0	0	0	0	3	0	0	0	0	0	0
03.08.15	MTC D-OD-typeB	NE-Nabius	4:46pm-5:00pm	0	0	10	0	0	3	0	0	0	0	0	0	0	0	0
03.08.15	MTC D-OD-typeB	NE-Nabius	5:01pm-5:15pm	0	0	9	1	0	0	0	0	0	0	0	0	0	0	0
03.08.15	MTC D-OD-typeB	NE-Nabius	5:16pm-5:30pm	0	0	14	2	0	4	0	0	1	0	0	0	0	0	0
03.08.15	MTC D-OD-typeB	NE-Nabius	5:31pm-5:45pm	0	0	14	1	0	0	0	0	0	0	0	0	0	0	0
03.08.15	MTC D-OD-typeB	NE-Nabius	5:46pm-6:00pm	0	0	11	1	0	2	0	0	1	0	0	0	0	0	0
03.08.15	MTC D-OD-typeB	NE-Nabius	6:01pm-6:15pm	0	0	7	1	0	2	0	0	0	0	0	0	0	0	0
03.08.15	MTC D-OD-typeB	NE-Nabius	6:16pm-6:30pm	0	0	3	1	0	0	0	0	1	0	0	0	0	0	0
03.08.15	MTC D-OD-typeB	NE-Nabius	6:31pm-6:45pm	0	0	8	1	0	2	0	0	1	0	0	0	0	0	0
03.08.15	MTC D-OD-typeB	NE-Nabius	6:46pm-7:00pm	0	0	6	0	0	3	0	0	0	0	0	0	0	0	0
03.08.15	MTC D-OD-typeB	NE-Nabius	7:01pm-7:15pm	0	0	3	0	0	2	0	0	0	0	0	0	0	0	0



Tab 90. Manual Traffic Counts Original Survey Sheet - Location E_OD_B

1 MOTORCYCLE															2 PASSENGER CAR				3 LIGHT HEAVY VHLS			4 PRIVATE BUS		SERVICE TAXI	6 PUBLIC TRANSPORT		7 LARGE HEAVY VHLS #01		8 LARGE HEAVY VHLS #02	
(AASHTO CLASS 1)		(AASHTO CLASS 2)		(AASHTO CLASS 3 AND 5)		(AASHTO CLASS 4)		(AASHTO CLASS 5)		(AASHTO CLASS 6)		(AASHTO CLASS 7)		(AASHTO CLASS 8)		(AASHTO CLASS 9)		(AASHTO CLASS 10,11,12,13)												
Date	Position	Direction	Time	1 Motorcycle - yellow pl	2 Passenger car - green pl	2 Passenger car - yellow pl	3 Light heavy vehicles - white pl	3 Light heavy vehicles - yellow pl	4 Private Bus - white pl	4 Private Bus - yellow pl	Service (collective taxi)	6 Public Transport - green pl	7 Large Heavy Vehicles #01 - white pl	7 Large Heavy Vehicles #02 - yellow pl	8 Large Heavy Vehicles #01 - white pl	8 Large Heavy Vehicles #02 - yellow pl														
03.08.15	MTC E-OD-typeB	NE-Nuseirat	3:15pm-3:30pm	20	0	158	0	0	25	0	22	4	0	11	0	15	0													
03.08.15	MTC E-OD-typeB	NE-Nuseirat	3:31pm-3:45pm	20	0	130	0	0	10	0	16	2	0	15	0	15	0													
03.08.15	MTC E-OD-typeB	NE-Nuseirat	3:46pm-4:00pm	10	0	85	0	0	10	0	25	2	0	10	0	8	0													
03.08.15	MTC E-OD-typeB	NE-Nuseirat	4:01pm-4:15pm	21	0	95	0	0	25	0	20	1	0	20	0	5	0													
03.08.15	MTC E-OD-typeB	NE-Nuseirat	4:16pm-4:30pm	18	0	93	0	0	15	0	30	1	0	16	0	28	0													
03.08.15	MTC E-OD-typeB	NE-Nuseirat	4:31pm-4:45pm	13	0	104	0	0	10	0	11	3	0	25	0	13	0													
03.08.15	MTC E-OD-typeB	NE-Nuseirat	4:46pm-5:00pm	15	0	104	0	0	15	0	36	7	0	35	0	20	0													
03.08.15	MTC E-OD-typeB	NE-Nuseirat	5:01pm-5:15pm	17	0	95	0	0	15	0	25	5	0	15	0	18	0													
03.08.15	MTC E-OD-typeB	NE-Nuseirat	5:16pm-5:30pm	17	0	98	0	0	17	0	40	8	0	26	0	18	0													
03.08.15	MTC E-OD-typeB	NE-Nuseirat	5:31pm-5:45pm	19	0	123	0	0	6	0	37	1	0	23	0	11	0													
03.08.15	MTC E-OD-typeB	NE-Nuseirat	5:46pm-6:00pm	20	0	138	0	0	12	0	15	1	0	21	0	12	0													
03.08.15	MTC E-OD-typeB	NE-Nuseirat	6:01pm-6:15pm	27	0	133	0	0	12	0	22	1	0	11	0	8	0													
03.08.15	MTC E-OD-typeB	NE-Nuseirat	6:16pm-6:30pm	22	0	135	0	0	8	0	10	3	0	9	0	7	0													
03.08.15	MTC E-OD-typeB	NE-Nuseirat	6:31pm-6:45pm	19	0	133	0	0	12	0	21	6	0	21	0	16	0													
03.08.15	MTC E-OD-typeB	NE-Nuseirat	6:46pm-7:00pm	17	0	140	0	0	8	0	10	0	0	26	0	16	0													
03.08.15	MTC E-OD-typeB	NE-Nuseirat	7:01pm-7:15pm	17	0	135	0	0	8	0	16	1	0	11	0	12	0													
03.08.15	MTC E-OD-typeB	SW-Khan Younis	3:15pm-3:30pm	30	0	101	0	0	4	0	6	7	0	14	0	1	0													
03.08.15	MTC E-OD-typeB	SW-Khan Younis	3:31pm-3:45pm	18	0	110	0	0	13	0	13	2	0	10	0	3	0													
03.08.15	MTC E-OD-typeB	SW-Khan Younis	3:46pm-4:00pm	21	0	99	0	0	16	0	10	5	0	14	0	5	0													
03.08.15	MTC E-OD-typeB	SW-Khan Younis	4:01pm-4:15pm	23	0	87	0	0	10	0	12	5	0	11	0	1	0													
03.08.15	MTC E-OD-typeB	SW-Khan Younis	4:16pm-4:30pm	16	0	86	0	0	13	0	8	7	0	8	0	2	0													
03.08.15	MTC E-OD-typeB	SW-Khan Younis	4:31pm-4:45pm	22	0	103	0	0	7	0	22	5	0	12	0	4	0													
03.08.15	MTC E-OD-typeB	SW-Khan Younis	4:46pm-5:00pm	21	0	119	0	0	11	0	11	3	0	10	0	1	0													
03.08.15	MTC E-OD-typeB	SW-Khan Younis	5:01pm-5:15pm	22	0	110	0	0	7	0	13	4	0	3	0	6	0													
03.08.15	MTC E-OD-typeB	SW-Khan Younis	5:16pm-5:30pm	19	0	119	0	0	5	0	11	11	0	10	0	0	0													
03.08.15	MTC E-OD-typeB	SW-Khan Younis	5:31pm-5:45pm	18	0	127	0	0	7	0	15	10	0	9	0	3	0													
03.08.15	MTC E-OD-typeB	SW-Khan Younis	5:46pm-6:00pm	17	0	118	0	0	8	0	9	9	0	6	0	1	0													
03.08.15	MTC E-OD-typeB	SW-Khan Younis	6:01pm-6:15pm	26	0	102	0	0	10	0	14	9	0	9	0	1	0													
03.08.15	MTC E-OD-typeB	SW-Khan Younis	6:16pm-6:30pm	19	0	123	0	0	5	0	13	6	0	10	0	0	0													
03.08.15	MTC E-OD-typeB	SW-Khan Younis	6:31pm-6:45pm	25	0	140	0	0	7	0	11	6	0	3	0	0	0													
03.08.15	MTC E-OD-typeB	SW-Khan Younis	6:46pm-7:00pm	15	0	141	0	0	4	0	22	7	0	9	0	1	0													
03.08.15	MTC E-OD-typeB	SW-Khan Younis	7:01pm-7:15pm	27	0	143	0	0	8	0	14	14	0	5	0	2	0													



Tab 91. Manual Traffic Counts Original Survey Sheet - Location F_OD_B

Date	Position	Direction	Time	1 MOTORCYCLE		2 PASSENGER CAR		3 LIGHT HEAVY VHLS		4 PRIVATE BUS		SERVICE		6 PUBLIC TRANSPORT		7 LARGE HEAVY VHLS #01		8 LARGE HEAVY VHLS #02	
				(AASHTO CLASS 1)	(AASHTO CLASS 1)	(AASHTO CLASS 2)	(AASHTO CLASS 2)	(AASHTO CLASS 3 AND 5)	(AASHTO CLASS 3 AND 5)	(AASHTO CLASS 4)	(AASHTO CLASS 4)	(MINIBUS COLLECTIVE TAXI)	(AASHTO CLASS 4)	(AASHTO CLASS 4)	(AASHTO CLASS 4)	(AASHTO CLASS 6,7&9)	(AASHTO CLASS 6,7&9)	(AASHTO CLASS 10,11,12,13)	(AASHTO CLASS 10,11,12,13)
03.08.15	MITC F-OD-typeB	N-Gaza City	3:15pm-3:30pm	10	0	20	0	0	0	0	0	0	0	0	0	0	0	0	0
03.08.15	MITC F-OD-typeB	N-Gaza City	3:31pm-3:45pm	5	0	18	0	0	0	0	0	0	0	0	0	0	0	0	0
03.08.15	MITC F-OD-typeB	N-Gaza City	3:46pm-4:00pm	1	0	19	0	0	0	0	0	0	0	0	0	0	0	0	0
03.08.15	MITC F-OD-typeB	N-Gaza City	4:01pm-4:15pm	2	0	20	0	0	0	0	0	0	0	0	0	0	0	0	0
03.08.15	MITC F-OD-typeB	N-Gaza City	4:16pm-4:30pm	5	0	40	0	0	0	0	0	0	0	0	0	0	0	0	0
03.08.15	MITC F-OD-typeB	N-Gaza City	4:31pm-4:45pm	12	0	30	0	0	0	0	0	0	0	0	0	0	0	0	0
03.08.15	MITC F-OD-typeB	N-Gaza City	4:46pm-5:00pm	2	0	6	0	0	0	0	0	0	0	0	0	0	0	0	0
03.08.15	MITC F-OD-typeB	N-Gaza City	5:01pm-5:15pm	3	0	29	0	0	0	0	0	0	0	0	0	0	0	0	0
03.08.15	MITC F-OD-typeB	N-Gaza City	5:16pm-5:30pm	11	0	52	0	0	0	0	0	0	0	0	0	0	0	0	0
03.08.15	MITC F-OD-typeB	N-Gaza City	5:31pm-5:45pm	10	0	40	0	0	0	0	0	0	0	0	0	0	0	0	0
03.08.15	MITC F-OD-typeB	N-Gaza City	5:46pm-6:00pm	5	0	51	0	0	0	0	0	0	0	0	0	0	0	0	0
03.08.15	MITC F-OD-typeB	N-Gaza City	6:01pm-6:15pm	11	0	48	0	0	0	0	0	0	0	0	0	0	0	0	0
03.08.15	MITC F-OD-typeB	N-Gaza City	6:16pm-6:30pm	7	0	33	0	0	0	0	0	0	0	0	0	0	0	0	0
03.08.15	MITC F-OD-typeB	N-Gaza City	6:31pm-6:45pm	17	0	42	0	0	0	0	0	0	0	0	0	0	0	0	0
03.08.15	MITC F-OD-typeB	N-Gaza City	6:46pm-7:00pm	11	0	46	0	0	0	0	0	0	0	0	0	0	0	0	0
03.08.15	MITC F-OD-typeB	N-Gaza City	7:01pm-7:15pm	12	0	48	0	0	0	0	0	0	0	0	0	0	0	0	0
03.08.15	MITC F-OD-typeB	S-Rafah	3:15pm-3:30pm	3	0	19	0	0	0	0	0	0	0	0	0	0	0	0	0
03.08.15	MITC F-OD-typeB	S-Rafah	3:31pm-3:45pm	6	0	35	0	0	0	0	0	0	0	0	0	0	0	0	0
03.08.15	MITC F-OD-typeB	S-Rafah	3:46pm-4:00pm	4	0	37	0	0	0	0	0	0	0	0	0	0	0	0	0
03.08.15	MITC F-OD-typeB	S-Rafah	4:01pm-4:15pm	3	0	39	0	0	0	0	0	0	0	0	0	0	0	0	0
03.08.15	MITC F-OD-typeB	S-Rafah	4:16pm-4:30pm	3	0	32	0	0	0	0	0	0	0	0	0	0	0	0	0
03.08.15	MITC F-OD-typeB	S-Rafah	4:31pm-4:45pm	5	0	35	0	0	0	0	0	0	0	0	0	0	0	0	0
03.08.15	MITC F-OD-typeB	S-Rafah	4:46pm-5:00pm	7	0	30	0	0	0	0	0	0	0	0	0	0	0	0	0
03.08.15	MITC F-OD-typeB	S-Rafah	5:01pm-5:15pm	5	0	47	0	0	0	0	0	0	0	0	0	0	0	0	0
03.08.15	MITC F-OD-typeB	S-Rafah	5:16pm-5:30pm	7	0	71	0	0	0	0	0	0	0	0	0	0	0	0	0
03.08.15	MITC F-OD-typeB	S-Rafah	5:31pm-5:45pm	9	0	57	0	0	0	0	0	0	0	0	0	0	0	0	0
03.08.15	MITC F-OD-typeB	S-Rafah	5:46pm-6:00pm	12	0	32	0	0	0	0	0	0	0	0	0	0	0	0	0
03.08.15	MITC F-OD-typeB	S-Rafah	6:01pm-6:15pm	5	0	52	0	0	0	0	0	0	0	0	0	0	0	0	0
03.08.15	MITC F-OD-typeB	S-Rafah	6:16pm-6:30pm	14	0	46	0	0	0	0	0	0	0	0	0	0	0	0	0
03.08.15	MITC F-OD-typeB	S-Rafah	6:31pm-6:45pm	7	0	37	0	0	0	0	0	0	0	0	0	0	0	0	0
03.08.15	MITC F-OD-typeB	S-Rafah	6:46pm-7:00pm	7	0	44	0	0	0	0	0	0	0	0	0	0	0	0	0
03.08.15	MITC F-OD-typeB	S-Rafah	7:01pm-7:15pm	5	0	72	0	0	0	0	0	0	0	0	0	0	0	0	0



Tab 92. Manual Traffic Counts Original Survey Sheet - Location B_OD_C

Date	Position	Direction	Time	1 MOTORCYCLE		2 PASSENGER CAR		3 LIGHT HEAVY VHLS		4 PRIVATE BUS		SERVICE		6 PUBLIC TRANSPORT		7 LARGE HEAVY VHLS #01		8 LARGE HEAVY VHLS #02	
				(AASHTO CLASS 1)	(AASHTO CLASS 1)	(AASHTO CLASS 2)	(AASHTO CLASS 2)	(AASHTO CLASS 3 AND 5)	(AASHTO CLASS 3 AND 5)	(AASHTO CLASS 4)	(AASHTO CLASS 4)	(MINIBUS COLLECTIVE TAXI)	(AASHTO CLASS 4)	(AASHTO CLASS 4)	(AASHTO CLASS 4)	(AASHTO CLASS 6,7&9)	(AASHTO CLASS 6,7&9)	(AASHTO CLASS 10,11,12,13)	(AASHTO CLASS 10,11,12,13)
03.08.15	MTC B-OD-typeC	NE-Samu'a	3:15pm-3:30pm	0	0	23	1	7	2	0	0	10	0	0	0	3	0	0	0
03.08.15	MTC B-OD-typeC	NE-Samu'a	3:31pm-3:45pm	0	0	17	1	1	2	0	1	7	0	0	0	4	0	2	0
03.08.15	MTC B-OD-typeC	NE-Samu'a	3:46pm-4:00pm	0	0	23	0	1	3	0	0	4	0	0	0	0	0	1	0
03.08.15	MTC B-OD-typeC	NE-Samu'a	4:01pm-4:15pm	0	0	23	1	5	3	0	0	9	0	0	3	0	0	0	0
03.08.15	MTC B-OD-typeC	NE-Samu'a	4:16pm-4:30pm	0	0	17	1	6	8	0	0	6	0	0	3	0	1	0	0
03.08.15	MTC B-OD-typeC	NE-Samu'a	4:31pm-4:45pm	0	0	22	0	2	1	0	0	4	0	0	2	0	0	0	0
03.08.15	MTC B-OD-typeC	NE-Samu'a	4:46pm-5:00pm	0	0	20	0	5	0	0	0	3	0	0	1	0	1	0	0
03.08.15	MTC B-OD-typeC	NE-Samu'a	5:01pm-5:15pm	0	0	25	1	1	0	0	1	1	0	0	1	0	1	0	0
03.08.15	MTC B-OD-typeC	NE-Samu'a	5:16pm-5:30pm	0	0	28	1	1	2	0	0	4	0	0	2	0	0	0	0
03.08.15	MTC B-OD-typeC	NE-Samu'a	5:31pm-5:45pm	0	0	28	2	2	1	0	0	4	0	0	0	0	1	0	0
03.08.15	MTC B-OD-typeC	NE-Samu'a	5:46pm-6:00pm	0	0	23	0	3	0	0	0	3	0	0	0	0	0	1	0
03.08.15	MTC B-OD-typeC	NE-Samu'a	6:01pm-6:15pm	0	0	30	0	7	5	0	1	1	0	0	0	0	0	4	0
03.08.15	MTC B-OD-typeC	NE-Samu'a	6:16pm-6:30pm	0	0	25	1	1	0	0	0	6	0	0	2	0	1	0	0
03.08.15	MTC B-OD-typeC	NE-Samu'a	6:31pm-6:45pm	0	0	28	2	1	3	0	1	0	3	0	0	0	0	1	0
03.08.15	MTC B-OD-typeC	NE-Samu'a	6:46pm-7:00pm	0	0	24	1	1	1	0	0	5	2	0	1	0	2	0	0
03.08.15	MTC B-OD-typeC	NE-Samu'a	7:01pm-7:15pm	0	0	22	2	2	3	0	0	4	1	0	1	0	1	0	0
03.08.15	MTC B-OD-typeC	NW-Ramadin	3:15pm-3:30pm	0	0	29	2	7	1	0	0	8	0	0	0	0	2	0	0
03.08.15	MTC B-OD-typeC	NW-Ramadin	3:31pm-3:45pm	0	0	28	4	12	2	0	0	9	0	0	1	0	0	0	0
03.08.15	MTC B-OD-typeC	NW-Ramadin	3:46pm-4:00pm	0	0	30	0	4	3	0	0	9	0	0	1	0	1	0	0
03.08.15	MTC B-OD-typeC	NW-Ramadin	4:01pm-4:15pm	0	0	27	0	4	2	0	0	2	0	0	1	0	1	0	0
03.08.15	MTC B-OD-typeC	NW-Ramadin	4:16pm-4:30pm	0	0	47	0	1	1	0	0	5	0	0	4	1	0	0	0
03.08.15	MTC B-OD-typeC	NW-Ramadin	4:31pm-4:45pm	0	0	16	0	4	1	0	0	9	0	0	0	0	2	0	0
03.08.15	MTC B-OD-typeC	NW-Ramadin	4:46pm-5:00pm	0	0	19	2	6	0	0	1	4	0	0	0	0	1	0	0
03.08.15	MTC B-OD-typeC	NW-Ramadin	5:01pm-5:15pm	0	0	30	0	5	7	0	1	5	0	0	2	0	1	0	0
03.08.15	MTC B-OD-typeC	NW-Ramadin	5:16pm-5:30pm	0	0	24	0	2	1	0	0	4	0	0	4	0	0	0	0
03.08.15	MTC B-OD-typeC	NW-Ramadin	5:31pm-5:45pm	0	0	31	2	3	1	0	1	5	0	0	0	0	3	0	0
03.08.15	MTC B-OD-typeC	NW-Ramadin	5:46pm-6:00pm	0	0	28	3	4	4	0	0	3	0	0	0	0	1	0	0
03.08.15	MTC B-OD-typeC	NW-Ramadin	6:01pm-6:15pm	0	0	20	2	6	3	0	0	3	0	0	0	0	3	0	0
03.08.15	MTC B-OD-typeC	NW-Ramadin	6:16pm-6:30pm	0	0	35	0	10	3	0	2	4	0	0	4	0	1	0	0
03.08.15	MTC B-OD-typeC	NW-Ramadin	6:31pm-6:45pm	0	0	33	1	1	0	0	0	2	0	0	1	0	0	0	0
03.08.15	MTC B-OD-typeC	NW-Ramadin	6:46pm-7:00pm	0	0	28	3	1	1	0	0	6	0	0	3	0	1	0	0
03.08.15	MTC B-OD-typeC	NW-Ramadin	7:01pm-7:15pm	0	0	22	2	2	1	0	3	5	0	0	4	1	2	0	0



Tab 93. Manual Traffic Counts Original Survey Sheet - Location D_OD_C

Date	Position	Direction	Time	1 MOTORCYCLE		2 PASSENGER CAR		3 LIGHT HEAVY VHLS		4 PRIVATE BUS		SERVICE		6 PUBLIC TRANSPORT		7 LARGE HEAVY VHLS #01		8 LARGE HEAVY VHLS #02	
				(AASHTO CLASS 1)	(AASHTO CLASS 1)	(AASHTO CLASS 2)	(AASHTO CLASS 2)	(AASHTO CLASS 3 AND 5)	(AASHTO CLASS 3 AND 5)	(AASHTO CLASS 4)	(AASHTO CLASS 4)	(MINIBUS COLLECTIVE TAXI)	(AASHTO CLASS 4)	(AASHTO CLASS 4)	(AASHTO CLASS 4)	(AASHTO CLASS 6,7&9)	(AASHTO CLASS 6,7&9)	(AASHTO CLASS 10,11,12,13)	(AASHTO CLASS 10,11,12,13)
03.08.15	MTC D-OD-typeC	N-Tarqumiya Border	3:15pm-3:30pm	0	0	18	0	5	2	0	1	0	0	0	0	4	1	2	0
03.08.15	MTC D-OD-typeC	N-Tarqumiya Border	3:31pm-3:45pm	0	0	24	0	4	3	0	0	0	0	0	0	8	1	0	0
03.08.15	MTC D-OD-typeC	N-Tarqumiya Border	3:46pm-4:00pm	0	0	18	0	7	1	0	0	0	0	0	1	5	1	2	0
03.08.15	MTC D-OD-typeC	N-Tarqumiya Border	4:01pm-4:15pm	0	0	14	0	7	1	0	0	0	0	0	0	7	0	2	0
03.08.15	MTC D-OD-typeC	N-Tarqumiya Border	4:16pm-4:30pm	0	0	18	0	9	3	0	1	0	0	0	0	3	0	1	0
03.08.15	MTC D-OD-typeC	N-Tarqumiya Border	4:31pm-4:45pm	0	0	17	0	3	3	1	0	0	0	0	1	3	1	1	0
03.08.15	MTC D-OD-typeC	N-Tarqumiya Border	4:46pm-5:00pm	0	0	20	0	4	3	3	1	0	0	0	1	3	0	1	0
03.08.15	MTC D-OD-typeC	N-Tarqumiya Border	5:01pm-5:15pm	0	0	20	0	3	1	1	0	0	0	0	0	3	0	1	0
03.08.15	MTC D-OD-typeC	N-Tarqumiya Border	5:16pm-5:30pm	0	0	20	0	5	3	1	1	0	0	0	0	3	1	1	0
03.08.15	MTC D-OD-typeC	N-Tarqumiya Border	5:31pm-5:45pm	0	0	16	0	3	2	3	0	0	0	0	0	2	1	0	0
03.08.15	MTC D-OD-typeC	N-Tarqumiya Border	5:46pm-6:00pm	0	0	20	0	3	1	0	0	0	0	1	0	3	1	2	0
03.08.15	MTC D-OD-typeC	N-Tarqumiya Border	6:01pm-6:15pm	0	0	18	0	3	2	1	0	0	0	0	0	2	1	2	0
03.08.15	MTC D-OD-typeC	N-Tarqumiya Border	6:16pm-6:30pm	0	0	17	1	3	5	3	0	0	3	0	0	3	0	0	0
03.08.15	MTC D-OD-typeC	N-Tarqumiya Border	6:31pm-6:45pm	0	0	18	0	5	3	1	0	0	0	0	0	4	1	2	0
03.08.15	MTC D-OD-typeC	N-Tarqumiya Border	6:46pm-7:00pm	0	0	17	0	6	3	3	1	0	1	0	0	3	0	2	0
03.08.15	MTC D-OD-typeC	N-Tarqumiya Border	7:01pm-7:15pm	0	0	18	0	6	3	2	1	0	1	0	0	6	1	1	0
03.08.15	MTC D-OD-typeC	S-Hebron	3:15pm-3:30pm	0	0	19	1	6	2	2	0	0	0	0	0	3	1	0	0
03.08.15	MTC D-OD-typeC	S-Hebron	3:31pm-3:45pm	0	0	15	0	5	4	3	1	0	0	0	1	4	1	3	1
03.08.15	MTC D-OD-typeC	S-Hebron	3:46pm-4:00pm	0	0	20	0	10	2	1	0	0	0	0	1	4	1	1	0
03.08.15	MTC D-OD-typeC	S-Hebron	4:01pm-4:15pm	0	0	23	0	8	1	1	2	1	0	0	0	5	1	2	0
03.08.15	MTC D-OD-typeC	S-Hebron	4:16pm-4:30pm	0	0	17	0	7	2	0	1	1	0	0	0	5	2	2	0
03.08.15	MTC D-OD-typeC	S-Hebron	4:31pm-4:45pm	0	0	23	0	4	2	1	1	0	0	2	0	3	1	1	0
03.08.15	MTC D-OD-typeC	S-Hebron	4:46pm-5:00pm	0	0	23	0	8	3	2	1	0	0	1	1	2	0	3	0
03.08.15	MTC D-OD-typeC	S-Hebron	5:01pm-5:15pm	0	0	22	0	6	1	2	1	1	0	0	0	2	1	2	0
03.08.15	MTC D-OD-typeC	S-Hebron	5:16pm-5:30pm	0	0	22	0	8	2	2	1	2	0	0	1	3	0	2	0
03.08.15	MTC D-OD-typeC	S-Hebron	5:31pm-5:45pm	0	0	18	0	7	1	1	0	1	0	1	0	3	0	2	0
03.08.15	MTC D-OD-typeC	S-Hebron	5:46pm-6:00pm	0	0	20	0	3	2	2	0	1	0	2	0	3	1	1	0
03.08.15	MTC D-OD-typeC	S-Hebron	6:01pm-6:15pm	0	0	20	0	3	1	2	1	0	0	1	0	4	1	1	0
03.08.15	MTC D-OD-typeC	S-Hebron	6:16pm-6:30pm	0	0	23	2	1	3	1	0	0	1	0	0	7	1	0	0
03.08.15	MTC D-OD-typeC	S-Hebron	6:31pm-6:45pm	0	0	23	0	8	3	2	1	0	0	1	0	4	1	1	0
03.08.15	MTC D-OD-typeC	S-Hebron	6:46pm-7:00pm	0	0	22	0	8	4	2	0	0	0	0	0	2	1	1	0
03.08.15	MTC D-OD-typeC	S-Hebron	7:01pm-7:15pm	0	0	24	0	8	4	2	2	0	0	0	0	7	1	1	0



Tab 94. Manual Traffic Counts Original Survey Sheet - Location E_OD_C

Date	Position	Direction	Time	1 MOTORCYCLE		2 PASSENGER CAR		3 LIGHT HEAVY VHLS		4 PRIVATE BUS		SERVICE COLLECTIVE TAXI	6 PUBLIC TRANSPORT		7 LARGE HEAVY VHLS #01		8 LARGE HEAVY VHLS #02	
				(AASHTO CLASS 1)	(AASHTO CLASS 2)	(AASHTO CLASS 3 AND 5)	(AASHTO CLASS 4)	(AASHTO CLASS 5)	(AASHTO CLASS 6)	(AASHTO CLASS 7)	(AASHTO CLASS 8)	(AASHTO CLASS 9)	(AASHTO CLASS 10)	(AASHTO CLASS 11)	(AASHTO CLASS 12)	(AASHTO CLASS 13)	(AASHTO CLASS 14)	(AASHTO CLASS 15)
03.08.15	MTC E-OD-typeC	NW-Ramallah	3:15pm-3:30pm	1	10	49	9	109	12	9	5	2	41	2	7	17	9	1
03.08.15	MTC E-OD-typeC	NW-Ramallah	3:31pm-3:45pm	0	3	22	2	92	11	9	5	3	28	0	2	10	1	2
03.08.15	MTC E-OD-typeC	NW-Ramallah	3:46pm-4:00pm	0	5	32	3	69	12	25	7	5	34	2	3	12	8	1
03.08.15	MTC E-OD-typeC	NW-Ramallah	4:01pm-4:15pm	0	7	38	7	100	11	15	3	3	39	1	9	7	3	1
03.08.15	MTC E-OD-typeC	NW-Ramallah	4:16pm-4:30pm	0	4	28	6	74	14	13	4	5	35	0	6	8	10	2
03.08.15	MTC E-OD-typeC	NW-Ramallah	4:31pm-4:45pm	0	7	27	7	120	6	10	8	4	28	1	5	5	3	0
03.08.15	MTC E-OD-typeC	NW-Ramallah	4:46pm-5:00pm	0	19	33	4	110	10	17	7	0	37	1	6	3	5	0
03.08.15	MTC E-OD-typeC	NW-Ramallah	5:01pm-5:15pm	1	19	31	7	106	8	18	5	8	31	0	3	8	2	1
03.08.15	MTC E-OD-typeC	NW-Ramallah	5:16pm-5:30pm	0	6	22	8	117	0	4	4	2	35	0	7	9	5	1
03.08.15	MTC E-OD-typeC	NW-Ramallah	5:31pm-5:45pm	0	8	38	9	104	0	2	5	3	38	2	6	9	2	0
03.08.15	MTC E-OD-typeC	NW-Ramallah	5:46pm-6:00pm	0	11	30	8	99	6	6	1	1	38	1	7	1	9	0
03.08.15	MTC E-OD-typeC	NW-Ramallah	6:01pm-6:15pm	0	7	26	5	93	8	20	1	5	33	1	2	4	2	0
03.08.15	MTC E-OD-typeC	NW-Ramallah	6:16pm-6:30pm	0	11	32	5	90	12	19	2	5	31	1	3	6	3	1
03.08.15	MTC E-OD-typeC	NW-Ramallah	6:31pm-6:45pm	0	11	33	7	100	4	9	5	6	25	0	4	7	1	0
03.08.15	MTC E-OD-typeC	NW-Ramallah	6:46pm-7:00pm	0	14	30	7	98	9	12	5	5	27	1	6	5	3	1
03.08.15	MTC E-OD-typeC	NW-Ramallah	7:01pm-7:15pm	0	16	26	7	95	14	14	5	3	28	2	8	2	5	2
03.08.15	MTC E-OD-typeC	SE-Qalandiya	3:15pm-3:30pm	0	0	44	11	97	2	3	10	6	39	0	3	7	5	0
03.08.15	MTC E-OD-typeC	SE-Qalandiya	3:31pm-3:45pm	0	1	25	5	62	4	0	8	0	34	0	7	3	3	0
03.08.15	MTC E-OD-typeC	SE-Qalandiya	3:46pm-4:00pm	0	1	51	6	84	1	1	4	1	33	1	6	6	5	0
03.08.15	MTC E-OD-typeC	SE-Qalandiya	4:01pm-4:15pm	0	3	45	2	100	0	1	6	3	35	0	7	6	4	0
03.08.15	MTC E-OD-typeC	SE-Qalandiya	4:16pm-4:30pm	0	2	36	6	95	0	0	5	1	19	0	3	4	4	0
03.08.15	MTC E-OD-typeC	SE-Qalandiya	4:31pm-4:45pm	0	2	40	3	94	2	5	4	2	26	1	3	7	4	0
03.08.15	MTC E-OD-typeC	SE-Qalandiya	4:46pm-5:00pm	0	2	52	6	100	2	8	4	3	27	0	7	5	7	0
03.08.15	MTC E-OD-typeC	SE-Qalandiya	5:01pm-5:15pm	0	0	42	7	96	1	2	1	0	15	1	7	3	4	0
03.08.15	MTC E-OD-typeC	SE-Qalandiya	5:16pm-5:30pm	0	3	35	5	97	5	8	2	6	19	2	4	7	3	0
03.08.15	MTC E-OD-typeC	SE-Qalandiya	5:31pm-5:45pm	0	2	48	10	110	10	13	1	1	33	0	5	4	3	0
03.08.15	MTC E-OD-typeC	SE-Qalandiya	5:46pm-6:00pm	0	5	45	9	100	5	10	5	6	45	2	3	5	10	1
03.08.15	MTC E-OD-typeC	SE-Qalandiya	6:01pm-6:15pm	0	3	46	3	79	1	3	1	2	31	1	2	2	3	0
03.08.15	MTC E-OD-typeC	SE-Qalandiya	6:16pm-6:30pm	0	7	40	5	84	0	3	4	0	31	1	5	1	2	2
03.08.15	MTC E-OD-typeC	SE-Qalandiya	6:31pm-6:45pm	0	2	45	9	95	0	4	1	0	27	0	3	3	2	1
03.08.15	MTC E-OD-typeC	SE-Qalandiya	6:46pm-7:00pm	0	5	42	10	94	2	4	2	1	23	0	3	5	3	1
03.08.15	MTC E-OD-typeC	SE-Qalandiya	7:01pm-7:15pm	0	8	38	10	93	3	3	3	2	18	0	2	6	3	0

Tab 95. Manual Traffic Counts Original Survey Sheet - Location F OD C

	1 MOTORCYCLE		2 PASSENGER CAR		3 LIGHT HEAVY VHLS		4 PRIVATE BUS		SERVICE	6 PUBLIC TRANSPORT		7 LARGE HEAVY VHLS #01		8 LARGE HEAVY VHLS #02	
	(AASHTO CLASS 1)		(AASHTO CLASS 2)		(AASHTO CLASS 3 AND 5)		(AASHTO CLASS 4)		(MINIBUS COLLECTIVE TAXI)	(AASHTO CLASS 4)		(AASHTO CLASS 6,7,8,9)		(AASHTO CLASS 10,11,12,13)	
	Motorcycle - white pl	1 Passenger - car - white pl	2 Passenger - car - green pl	2 Passenger - car - yellow pl	3 light Heavy vehicles - white pl	3 light Heavy vehicles - yellow pl	4 Private Bus - white pl	4 Private Bus - white pl	Service (collective taxi) green pl	6 Public Transport - green pl	6 Public Transport - yellow pl	7 Large Vehicles #01 - white pl	7 Large Vehicles #01 - yellow pl	8 Large Vehicles #02 - white pl	8 Large Vehicles #02 - yellow pl
	Time	Direction	Position												
03.08.15	3:15pm-3:30pm	N-Northern BCP	MTC F-OD-typeC												
03.08.15	3:31pm-3:45pm	N-Northern BCP	MTC F-OD-typeC												
03.08.15	3:46pm-4:00pm	N-Northern BCP	MTC F-OD-typeC												
03.08.15	4:01pm-4:15pm	N-Northern BCP	MTC F-OD-typeC												
03.08.15	4:16pm-4:30pm	N-Northern BCP	MTC F-OD-typeC												
03.08.15	4:31pm-4:45pm	N-Northern BCP	MTC F-OD-typeC												
03.08.15	4:46pm-5:00pm	N-Northern BCP	MTC F-OD-typeC												
03.08.15	5:01pm-5:15pm	N-Northern BCP	MTC F-OD-typeC												
03.08.15	5:16pm-5:30pm	N-Northern BCP	MTC F-OD-typeC												
03.08.15	5:31pm-5:45pm	N-Northern BCP	MTC F-OD-typeC												
03.08.15	5:46pm-6:00pm	N-Northern BCP	MTC F-OD-typeC												
03.08.15	6:01pm-6:15pm	N-Northern BCP	MTC F-OD-typeC												
03.08.15	6:16pm-6:30pm	N-Northern BCP	MTC F-OD-typeC												
03.08.15	6:31pm-6:45pm	N-Northern BCP	MTC F-OD-typeC												
03.08.15	6:46pm-7:00pm	N-Northern BCP	MTC F-OD-typeC												
03.08.15	7:01pm-7:15pm	N-Northern BCP	MTC F-OD-typeC												
03.08.15	3:15pm-3:30pm	S-Gaza City	MTC F-OD-typeC												
03.08.15	3:31pm-3:45pm	S-Gaza City	MTC F-OD-typeC												
03.08.15	3:46pm-4:00pm	S-Gaza City	MTC F-OD-typeC												
03.08.15	4:01pm-4:15pm	S-Gaza City	MTC F-OD-typeC												
03.08.15	4:16pm-4:30pm	S-Gaza City	MTC F-OD-typeC												
03.08.15	4:31pm-4:45pm	S-Gaza City	MTC F-OD-typeC												
03.08.15	4:46pm-5:00pm	S-Gaza City	MTC F-OD-typeC												
03.08.15	5:01pm-5:15pm	S-Gaza City	MTC F-OD-typeC												
03.08.15	5:16pm-5:30pm	S-Gaza City	MTC F-OD-typeC												
03.08.15	5:31pm-5:45pm	S-Gaza City	MTC F-OD-typeC												
03.08.15	5:46pm-6:00pm	S-Gaza City	MTC F-OD-typeC												
03.08.15	6:01pm-6:15pm	S-Gaza City	MTC F-OD-typeC												
03.08.15	6:16pm-6:30pm	S-Gaza City	MTC F-OD-typeC												
03.08.15	6:31pm-6:45pm	S-Gaza City	MTC F-OD-typeC												
03.08.15	6:46pm-7:00pm	S-Gaza City	MTC F-OD-typeC												
03.08.15	7:01pm-7:15pm	S-Gaza City	MTC F-OD-typeC												

Tab 96. Manual Traffic Counts Original Survey Sheet - Location G OD C

	Date	Position	Direction	Time	1 MOTORCYCLE (AASHTO CLASS 1)	2 PASSENGER CAR (AASHTO CLASS 2)	3 LIGHT HEAVY VEHLS (AASHTO CLASSES 3 AND 5)	4 PRIVATE BUS (AASHTO CLASS 4)	SERVICE (MINIBUS COLLECTIVE TAXI)	6 PUBLIC TRANSPORT (AASHTO CLASS 4)	7 LARGE HEAVY VEHLS #01 (AASHTO CLASSES 6,7,8,9)	8 LARGE HEAVY VEHLS #02 (AASHTO CLASSES 10,11,12,13)
					Motorcycle - white pl yellow pl	2 Passenger - car green pl car yellow pl	3 Light vehicles - white pl yellow pl	4 Private Bus - white pl Bus - yellow pl	Service (yellow collective taxi) green pl	6 Public Transport - green pl yellow pl	7 Large Heavy Vehicles #01 - white pl #01 - yellow pl	8 Large Heavy Vehicles #02 - white pl #02 - yellow pl
	03.08.15	MTC G-OD-typeC	N-AI Buuyuki	3:15pm-3:30pm	8	0	0	0	0	0	3	0
	03.08.15	MTC G-OD-typeC	N-AI Buuyuki	3:31pm-3:45pm	7	0	3	0	0	0	1	0
	03.08.15	MTC G-OD-typeC	N-AI Buuyuki	3:46pm-4:00pm	6	0	3	0	0	0	2	0
	03.08.15	MTC G-OD-typeC	N-AI Buuyuki	4:01pm-4:15pm	4	0	2	0	0	0	4	0
	03.08.15	MTC G-OD-typeC	N-AI Buuyuki	4:16pm-4:30pm	3	0	2	0	0	0	2	0
	03.08.15	MTC G-OD-typeC	N-AI Buuyuki	4:31pm-4:45pm	10	0	4	0	0	0	1	0
	03.08.15	MTC G-OD-typeC	N-AI Buuyuki	4:46pm-5:00pm	12	0	8	0	0	0	0	0
	03.08.15	MTC G-OD-typeC	N-AI Buuyuki	5:01pm-5:15pm	11	0	10	0	0	0	1	0
	03.08.15	MTC G-OD-typeC	N-AI Buuyuki	5:16pm-5:30pm	8	0	10	0	0	0	1	0
	03.08.15	MTC G-OD-typeC	N-AI Buuyuki	5:31pm-5:45pm	16	0	8	0	0	0	0	0
	03.08.15	MTC G-OD-typeC	N-AI Buuyuki	5:46pm-6:00pm	17	0	7	0	0	0	2	0
	03.08.15	MTC G-OD-typeC	N-AI Buuyuki	6:01pm-6:15pm	11	0	10	0	0	0	1	0
	03.08.15	MTC G-OD-typeC	N-AI Buuyuki	6:16pm-6:30pm	16	0	4	0	0	0	1	0
	03.08.15	MTC G-OD-typeC	N-AI Buuyuki	6:31pm-6:45pm	17	0	7	0	0	0	1	0
	03.08.15	MTC G-OD-typeC	N-AI Buuyuki	6:46pm-7:00pm	16	0	6	0	0	0	4	0
	03.08.15	MTC G-OD-typeC	N-AI Buuyuki	7:01pm-7:15pm	19	0	11	0	0	0	1	0
	03.08.15	MTC G-OD-typeC	S-Southern BCP	3:15pm-3:30pm	1	0	3	0	0	0	0	0
	03.08.15	MTC G-OD-typeC	S-Southern BCP	3:31pm-3:45pm	4	0	4	0	0	0	0	0
	03.08.15	MTC G-OD-typeC	S-Southern BCP	3:46pm-4:00pm	5	0	5	0	0	0	0	0
	03.08.15	MTC G-OD-typeC	S-Southern BCP	4:01pm-4:15pm	3	0	4	0	0	0	1	0
	03.08.15	MTC G-OD-typeC	S-Southern BCP	4:16pm-4:30pm	7	0	4	0	0	0	1	0
	03.08.15	MTC G-OD-typeC	S-Southern BCP	4:31pm-4:45pm	4	0	5	0	0	0	0	0
	03.08.15	MTC G-OD-typeC	S-Southern BCP	4:46pm-5:00pm	7	0	6	0	0	0	1	0
	03.08.15	MTC G-OD-typeC	S-Southern BCP	5:01pm-5:15pm	4	0	8	0	0	0	0	0
	03.08.15	MTC G-OD-typeC	S-Southern BCP	5:16pm-5:30pm	11	0	4	0	0	0	1	0
	03.08.15	MTC G-OD-typeC	S-Southern BCP	5:31pm-5:45pm	10	0	8	0	0	0	0	0
	03.08.15	MTC G-OD-typeC	S-Southern BCP	5:46pm-6:00pm	21	0	6	0	0	0	1	0
	03.08.15	MTC G-OD-typeC	S-Southern BCP	6:01pm-6:15pm	14	0	16	0	0	0	0	0
	03.08.15	MTC G-OD-typeC	S-Southern BCP	6:16pm-6:30pm	10	0	9	0	0	0	1	0
	03.08.15	MTC G-OD-typeC	S-Southern BCP	6:31pm-6:45pm	13	0	8	0	0	0	0	0
	03.08.15	MTC G-OD-typeC	S-Southern BCP	6:46pm-7:00pm	17	0	4	0	0	0	0	0
	03.08.15	MTC G-OD-vnec	S-Southern BCP	7:01pm-7:15pm	10	0	7	0	0	0	0	0



Tab 97. Manual Traffic Counts Original Survey Sheet - Location H_OD_C

1 MOTORCYCLE																
1 MOTORCYCLE		2 PASSENGER CAR		3 LIGHT HEAVY VHLS		4 PRIVATE BUS		SERVICE	6 PUBLIC TRANSPORT		7 LARGE HEAVY VHLS #01		8 LARGE HEAVY VHLS #02			
(AASHTO CLASS 1)		(AASHTO CLASS 2)		(AASHTO CLASSES 3 AND 5)		(AASHTO CLASS 4)		(MINIBUS COLLECTIVE TAXI)	(AASHTO CLASS 4)		(AASHTO CLASSES 6,7 & 9)		(AASHTO CLASSES 10,11,12,13)			
1 Motorcycle - yellow pl		2 Passenger car - green pl		3 Light Heavy Vehicles - white pl		4 Private Bus - white pl		Scissors (minibus - collective taxi) green pl	6 Public Transport - green pl		7 Large Heavy Vehicles #01 white pl		8 Large Heavy Vehicles #02 yellow pl			
Date	Position	Direction	Time	0	1	2	3	4	5	6	7	8	9	10	11	
03.08.15	MTC H-OD-typeC	E-Qalqilya	3:15pm-3:30pm	0	0	24	6	23	0	1	0	0	2	1	1	
03.08.15	MTC H-OD-typeC	E-Qalqilya	3:31pm-3:45pm	0	1	16	1	18	0	0	0	4	0	5	1	
03.08.15	MTC H-OD-typeC	E-Qalqilya	3:46pm-4:00pm	0	0	19	1	22	1	0	0	2	0	2	0	
03.08.15	MTC H-OD-typeC	E-Qalqilya	4:01pm-4:15pm	0	0	12	4	21	3	1	0	3	0	0	0	
03.08.15	MTC H-OD-typeC	E-Qalqilya	4:16pm-4:30pm	0	1	18	4	18	0	0	0	6	0	1	0	
03.08.15	MTC H-OD-typeC	E-Qalqilya	4:31pm-4:45pm	0	0	14	0	20	1	1	0	7	0	0	1	
03.08.15	MTC H-OD-typeC	E-Qalqilya	4:46pm-5:00pm	0	0	17	2	18	1	0	0	3	0	1	0	
03.08.15	MTC H-OD-typeC	E-Qalqilya	5:01pm-5:15pm	0	0	16	2	14	0	0	0	3	0	2	1	
03.08.15	MTC H-OD-typeC	E-Qalqilya	5:16pm-5:30pm	0	0	17	4	8	2	1	0	2	0	0	0	
03.08.15	MTC H-OD-typeC	E-Qalqilya	5:31pm-5:45pm	0	0	7	2	10	2	1	0	4	0	0	0	
03.08.15	MTC H-OD-typeC	E-Qalqilya	5:46pm-6:00pm	0	1	14	3	7	1	0	1	2	2	0	0	
03.08.15	MTC H-OD-typeC	E-Qalqilya	6:01pm-6:15pm	0	0	23	3	15	2	0	0	5	0	0	0	
03.08.15	MTC H-OD-typeC	E-Qalqilya	6:16pm-6:30pm	0	0	13	2	9	1	0	0	1	0	0	0	
03.08.15	MTC H-OD-typeC	E-Qalqilya	6:31pm-6:45pm	0	0	17	4	11	2	0	0	4	0	1	0	
03.08.15	MTC H-OD-typeC	E-Qalqilya	6:46pm-7:00pm	0	0	28	3	11	0	1	0	2	0	1	0	
03.08.15	MTC H-OD-typeC	E-Qalqilya	7:01pm-7:15pm	0	0	24	5	17	0	0	0	2	0	0	1	
03.08.15	MTC H-OD-typeC	W-Tulkarm	3:15pm-3:30pm	0	0	14	3	5	1	1	1	0	5	0	1	
03.08.15	MTC H-OD-typeC	W-Tulkarm	3:31pm-3:45pm	0	0	15	1	5	1	2	0	4	0	3	0	
03.08.15	MTC H-OD-typeC	W-Tulkarm	3:46pm-4:00pm	0	0	12	2	0	1	0	0	1	0	0	0	
03.08.15	MTC H-OD-typeC	W-Tulkarm	4:01pm-4:15pm	0	0	13	0	7	1	0	0	1	0	0	0	
03.08.15	MTC H-OD-typeC	W-Tulkarm	4:16pm-4:30pm	0	0	15	2	11	2	1	0	3	0	2	0	
03.08.15	MTC H-OD-typeC	W-Tulkarm	4:31pm-4:45pm	0	0	6	5	5	2	0	0	2	0	2	0	
03.08.15	MTC H-OD-typeC	W-Tulkarm	4:46pm-5:00pm	0	0	14	3	4	4	0	0	4	2	1	0	
03.08.15	MTC H-OD-typeC	W-Tulkarm	5:01pm-5:15pm	0	0	21	2	3	1	0	0	3	0	0	0	
03.08.15	MTC H-OD-typeC	W-Tulkarm	5:16pm-5:30pm	0	0	14	5	4	2	0	0	1	0	1	0	
03.08.15	MTC H-OD-typeC	W-Tulkarm	5:31pm-5:45pm	0	0	15	1	2	2	0	0	4	0	2	0	
03.08.15	MTC H-OD-typeC	W-Tulkarm	5:46pm-6:00pm	0	0	15	5	2	3	0	0	3	0	2	0	
03.08.15	MTC H-OD-typeC	W-Tulkarm	6:01pm-6:15pm	0	0	16	2	3	1	0	1	4	0	2	0	
03.08.15	MTC H-OD-typeC	W-Tulkarm	6:16pm-6:30pm	0	0	24	2	2	1	1	0	1	0	0	0	
03.08.15	MTC H-OD-typeC	W-Tulkarm	6:31pm-6:45pm	0	0	17	7	1	2	1	1	2	0	2	0	
03.08.15	MTC H-OD-typeC	W-Tulkarm	6:46pm-7:00pm	0	0	15	2	1	2	0	0	1	0	2	0	
03.08.15	MTC H-OD-typeC	W-Tulkarm	7:01pm-7:15pm	0	0	12	1	0	2	0	0	3	0	1	0	



Additional Manual Traffic Counts Survey Sheets

Following tables are the original additional manual traffic counts survey sheets.

Tab 98. Additional Manual Traffic Counts Original Survey Sheet – Location MTC 01_Alt 1

Date	Position	Direction	Time	1 MOTORCYCLE		2 PASSENGER CAR		3 LIGHT HEAVY VEHLS		4 PRIVATE BUS		SERVICE		6 PUBLIC TRANSPORT		7 LARGE HEAVY VEHLS #01		8 LARGE HEAVY VEHLS #02	
				(AASHTO CLASS 1)	(AASHTO CLASS 2)	(AASHTO CLASS 3)	(AASHTO CLASS 4)	(AASHTO CLASS 5)	(AASHTO CLASS 6)	(AASHTO CLASS 7)	(AASHTO CLASS 8)	(AASHTO CLASS 9)	(AASHTO CLASS 10)	(AASHTO CLASS 11)	(AASHTO CLASS 12)	(AASHTO CLASS 13)	(AASHTO CLASS 14)	(AASHTO CLASS 15)	(AASHTO CLASS 16)
22.02.16	MTC 01 Alt1	N Jenin	3:15pm-3:30pm	1 Motorcycle - white pl	2 Passenger Car - white pl	3 Light Heavy vehicles - yellow pl	4 Private Bus - white pl	5 Light Heavy vehicles - yellow pl	6 Public Transport - green pl	7 Large Heavy Vehicles - white pl	8 Large Heavy Vehicles - white pl	9 Public Transport - green pl	10 Public Transport - green pl	11 Public Transport - green pl	12 Public Transport - green pl	13 Large Heavy Vehicles - white pl	14 Large Heavy Vehicles - white pl	15 Large Heavy Vehicles - white pl	16 Large Heavy Vehicles - white pl
22.02.16	MTC 01 Alt1	N Jenin	3:31pm-3:45pm	NA	29	4	8	NA	NA	NA	NA	3	NA	NA	NA	3	NA	NA	NA
22.02.16	MTC 01 Alt1	N Jenin	3:46pm-4:00pm		35	3	2	1				4				5	1		
22.02.16	MTC 01 Alt1	N Jenin	4:01pm-4:15pm		48	6	7	7				2				4	1		
22.02.16	MTC 01 Alt1	N Jenin	4:16pm-4:30pm		37	4	5	4				3				4			
22.02.16	MTC 01 Alt1	N Jenin	4:31pm-4:45pm		31	3	3	2				4				4			
22.02.16	MTC 01 Alt1	N Jenin	4:46pm-5:00pm		30	3	3	6				5				1			
22.02.16	MTC 01 Alt1	N Jenin	5:01pm-5:15pm		30	3	1	7				2				1			
22.02.16	MTC 01 Alt1	N Jenin	5:16pm-5:30pm		31	3	4	2				4				1			
22.02.16	MTC 01 Alt1	N Jenin	5:31pm-5:45pm		28	5	2	2				1				1			
22.02.16	MTC 01 Alt1	N Jenin	5:46pm-6:00pm		21	2	3			1									
22.02.16	MTC 01 Alt1	N Jenin	6:01pm-6:15pm		35	3	1	1											
22.02.16	MTC 01 Alt1	N Jenin	6:16pm-6:30pm		18	3	4	1		1						1			
22.02.16	MTC 01 Alt1	N Jenin	6:31pm-6:45pm		28	1	1	2		1		2				1			
22.02.16	MTC 01 Alt1	N Jenin	6:46pm-7:00pm		21	1	2	2				3				1			
22.02.16	MTC 01 Alt1	N Jenin	7:01pm-7:15pm		21	3	3	1				1							
22.02.16	MTC 01 Alt1	S-Tubas	3:15pm-3:30pm	NA	NA	NA	NA	NA	NA	NA	NA	NA	NA	NA	NA	NA	NA	NA	NA
22.02.16	MTC 01 Alt1	S-Tubas	3:31pm-3:45pm		50	7	14	3		3		10				4			
22.02.16	MTC 01 Alt1	S-Tubas	3:46pm-4:00pm		40	2	3	3				5				3			
22.02.16	MTC 01 Alt1	S-Tubas	4:01pm-4:15pm		65	8	6	1				6				3			
22.02.16	MTC 01 Alt1	S-Tubas	4:16pm-4:30pm		65	2	3	2				6				3			
22.02.16	MTC 01 Alt1	S-Tubas	4:31pm-4:45pm		50	4	3	3		1		4				7			
22.02.16	MTC 01 Alt1	S-Tubas	4:46pm-5:00pm		49	1	4	6				4				2			
22.02.16	MTC 01 Alt1	S-Tubas	5:01pm-5:15pm		30	2	5	5				3				2			
22.02.16	MTC 01 Alt1	S-Tubas	5:16pm-5:30pm		40	4	2	3				5				4			
22.02.16	MTC 01 Alt1	S-Tubas	5:31pm-5:45pm		25	2	1	4				2				2			
22.02.16	MTC 01 Alt1	S-Tubas	5:46pm-6:00pm		34	3	3	3		1		4				1			
22.02.16	MTC 01 Alt1	S-Tubas	6:01pm-6:15pm		45	2	4	3				3				3			
22.02.16	MTC 01 Alt1	S-Tubas	6:16pm-6:30pm		25	4	2	3				3				3			
22.02.16	MTC 01 Alt1	S-Tubas	6:31pm-6:45pm		29	2	3	3				2				1			
22.02.16	MTC 01 Alt1	S-Tubas	6:46pm-7:00pm		35	1	4	3				2				2			
22.02.16	MTC 01 Alt1	S-Tubas	7:01pm-7:15pm		16	4	1	2				1				1			



Tab 99. Additional Manual Traffic Counts Original Survey Sheet – Location MTC 02

Date	Position	Direction	Time	1 MOTORCYCLE		2 PASSENGER CAR		3 LIGHT HEAVY VHLS		4 PRIVATE BUS		SERVICE (MINIBUS COLLECTIVE TAXI)	6 PUBLIC TRANSPORT		7 LARGE HEAVY VHLS #01		8 LARGE HEAVY VHLS #02	
				(AASHTO CLASS 1)	(AASHTO CLASS 1)	(AASHTO CLASS 2)	(AASHTO CLASS 2)	(AASHTO CLASS 3 AND 5)	(AASHTO CLASS 3 AND 5)	(AASHTO CLASS 4)	(AASHTO CLASS 4)	(MINIBUS COLLECTIVE TAXI)	(AASHTO CLASS 4)	(AASHTO CLASS 4)	(AASHTO CLASS 6, 7 & 8)	(AASHTO CLASS 6, 7 & 8)	(AASHTO CLASS 10, 11, 12, 13)	(AASHTO CLASS 10, 11, 12, 13)
22.02.16	MTC 02	E Nablus	3:15pm-3:30pm	1 Motorcycle - white pl	1 Motorcycle - yellow pl	2 Passenger Car - white pl	2 Passenger Car - white pl	3 Light Heavy vehicles - white pl	3 Light Heavy vehicles - yellow pl	4 Private Bus - white pl	4 Private Bus - white pl	Service (minibus collective taxi) green pl	6 Public Transport - green pl	6 Public Transport - yellow pl	7 Large Heavy Vehicles - #01 - white pl	7 Large Heavy Vehicles - #01 - yellow pl	8 Large Heavy Vehicles - #02 - white pl	8 Large Heavy Vehicles - #02 - yellow pl
22.02.16	MTC 02	E Nablus	3:31pm-3:45pm			75	13	7	8			14	3		8			
22.02.16	MTC 02	E Nablus	3:46pm-4:00pm			64	8	5	12			18	2		4			
22.02.16	MTC 02	E Nablus	4:01pm-4:15pm			68	10	6	18			17	2		4		2	
22.02.16	MTC 02	E Nablus	4:16pm-4:30pm			75	9	4	12	2		9	2		8		2	
22.02.16	MTC 02	E Nablus	4:31pm-4:45pm			74	4	2	21			10	1		3	1	1	
22.02.16	MTC 02	E Nablus	4:46pm-5:00pm			72	11	10	12			10	1		3	1		
22.02.16	MTC 02	E Nablus	5:01pm-5:15pm			65	8	7	1			8	1		1			
22.02.16	MTC 02	E Nablus	5:16pm-5:30pm			64	4	6	12	1		5			2		2	
22.02.16	MTC 02	E Nablus	5:31pm-5:45pm			87	12	8	14			4	1		2			
22.02.16	MTC 02	E Nablus	5:46pm-6:00pm			60	4	5	3	1		4			4			
22.02.16	MTC 02	E Nablus	6:01pm-6:15pm			49	10	2	7	1		3			3			
22.02.16	MTC 02	E Nablus	6:16pm-6:30pm			59	7	4	5			2						
22.02.16	MTC 02	E Nablus	6:31pm-6:45pm			57	5	4	6			3			1			
22.02.16	MTC 02	E Nablus	6:46pm-7:00pm			55	7	6	4			4			1			
22.02.16	MTC 02	E Nablus	7:01pm-7:15pm			33	5	2	6									
22.02.16	MTC 02	W-Tulkarm	3:15pm-3:30pm			92	7	7	5	1		24	3		5	2		
22.02.16	MTC 02	W-Tulkarm	3:31pm-3:45pm			76	9	9	8	2	1	21	1		3	1	1	
22.02.16	MTC 02	W-Tulkarm	3:46pm-4:00pm			68	7	8	7	1	1	11	3		4	1		
22.02.16	MTC 02	W-Tulkarm	4:01pm-4:15pm			95	7	8	10			15	1		4			
22.02.16	MTC 02	W-Tulkarm	4:16pm-4:30pm			77	6	7	12			14	2		5			
22.02.16	MTC 02	W-Tulkarm	4:31pm-4:45pm			72	2	6	8			12	1		4	2	3	
22.02.16	MTC 02	W-Tulkarm	4:46pm-5:00pm			74	9	10	9			17	4		4			
22.02.16	MTC 02	W-Tulkarm	5:01pm-5:15pm			69	6	9	12			11	1		2	1		
22.02.16	MTC 02	W-Tulkarm	5:16pm-5:30pm			67	8	8	11			11	2		7			
22.02.16	MTC 02	W-Tulkarm	5:31pm-5:45pm			61	8	6	8	2		10	2		4			
22.02.16	MTC 02	W-Tulkarm	5:46pm-6:00pm			47	8	11	9			5	1					
22.02.16	MTC 02	W-Tulkarm	6:01pm-6:15pm			39	10	13	10			6			3			
22.02.16	MTC 02	W-Tulkarm	6:16pm-6:30pm			56	3	11	7	2		7						
22.02.16	MTC 02	W-Tulkarm	6:31pm-6:45pm			57	6	10	5	2		6			3			
22.02.16	MTC 02	W-Tulkarm	6:46pm-7:00pm			48	6	5	5	1		7	1				2	
22.02.16	MTC 02	W-Tulkarm	7:01pm-7:15pm			32	10	8	6			2			2			



Tab 100. Additional Manual Traffic Counts Original Survey Sheet – Location MTC 03

Date	Position	Direction	Time	1 MOTORCYCLE		2 PASSENGER CAR		3 LIGHT HEAVY VHLS		4 PRIVATE BUS		SERVICE		6 PUBLIC TRANSPORT		7 LARGE HEAVY VHLS #01		8 LARGE HEAVY VHLS #02	
				(AASHTO CLASS 1)		(AASHTO CLASS 2)		(AASHTO CLASSES 3 AND 5)		(AASHTO CLASS 4)		(MINIBUS COLLECTIVE TAXI)		(AASHTO CLASS 4)		(AASHTO CLASSES 6,7,8,9)		(AASHTO CLASSES 10,11,12,13)	
				1 Motorcycle - white pl	2 Passenger Car - white pl	3 Passenger Car - white pl	4 Passenger Car - white pl	3 Light Heavy vehicles - white pl	3 Light Heavy vehicles - yellow pl	4 Private Bus - white pl	4 Private Bus - yellow pl	Service (minibus - collective taxi) green pl	Service (minibus - collective taxi) green pl	6 Public Transport - green pl	6 Public Transport - yellow pl	7 Large Vehicles - #01 - white pl	7 Large Vehicles - #01 - yellow pl	8 Large Vehicles - #02 - white pl	8 Large Vehicles - #02 - yellow pl
22.02.16	MTC 03	E Ayn Seinya Dura Al Kar'a	3:15pm-3:30pm	116	9	5	3	3	3	4	4	20	20	3	3	5	2		
22.02.16	MTC 03	E Ayn Seinya Dura Al Kar'a	3:31pm-3:45pm	148	2	3	7	11	11	1	1	32	32	3	3	4		1	
22.02.16	MTC 03	E Ayn Seinya Dura Al Kar'a	3:46pm-4:00pm	125	3	12	11	12	12	1	1	27	27	2	2				
22.02.16	MTC 03	E Ayn Seinya Dura Al Kar'a	4:01pm-4:15pm	162	4	10	12	1	1	1	1	19	19	3	3				
22.02.16	MTC 03	E Ayn Seinya Dura Al Kar'a	4:16pm-4:30pm	79	4	9	9	10	10	1	1	26	26	7	7	1			
22.02.16	MTC 03	E Ayn Seinya Dura Al Kar'a	4:31pm-4:45pm	122	4	7	10	12	12	2	2	25	25	3	3				
22.02.16	MTC 03	E Ayn Seinya Dura Al Kar'a	4:46pm-5:00pm	120	9	18	12	10	10			19	19	4	4	3		1	
22.02.16	MTC 03	E Ayn Seinya Dura Al Kar'a	5:01pm-5:15pm	84	7	11	10	10	10			12	12	3	3			2	
22.02.16	MTC 03	E Ayn Seinya Dura Al Kar'a	5:16pm-5:30pm	90	7	6	10	10	10			17	17	1	1				
22.02.16	MTC 03	E Ayn Seinya Dura Al Kar'a	5:31pm-5:45pm	74	10	5	10	10	10	1	1	12	12	3	3				
22.02.16	MTC 03	E Ayn Seinya Dura Al Kar'a	5:46pm-6:00pm	89	10	1	10	10	10	1	1	12	12	1	1				
22.02.16	MTC 03	E Ayn Seinya Dura Al Kar'a	6:01pm-6:15pm	77	12	2	9	1	1	1	1	12	12	1	1				
22.02.16	MTC 03	E Ayn Seinya Dura Al Kar'a	6:16pm-6:30pm	57	14	7	10	10	10			11	11	2	2	2		1	
22.02.16	MTC 03	E Ayn Seinya Dura Al Kar'a	6:31pm-6:45pm	63	5	3	5	2	2			7	7	2	2	2			
22.02.16	MTC 03	E Ayn Seinya Dura Al Kar'a	6:46pm-7:00pm	40	6	2	2	2	2			12	12						
22.02.16	MTC 03	E Ayn Seinya Dura Al Kar'a	7:01pm-7:15pm	60	10	2	4	4	4			13	13			4		4	
22.02.16	MTC 03	W Jalazun	3:15pm-3:30pm	30	1	5	2	7	7	2	2	10	10	3	3	3			
22.02.16	MTC 03	W Jalazun	3:31pm-3:45pm	24	2	2	4	4	4	1	1	21	21	1	1	3		1	
22.02.16	MTC 03	W Jalazun	3:46pm-4:00pm	35	5	4	4	2	2			22	22	1	1	4		2	1
22.02.16	MTC 03	W Jalazun	4:01pm-4:15pm	25	5	5	2	6	6	1	1	10	10	2	2				
22.02.16	MTC 03	W Jalazun	4:16pm-4:30pm	40	4	6	6	3	3			11	11						
22.02.16	MTC 03	W Jalazun	4:31pm-4:45pm	30	6	3	3	2	2	2	2	12	12	1	1				
22.02.16	MTC 03	W Jalazun	4:46pm-5:00pm	25	3	3	2	4	4	1	1	9	9			1		1	
22.02.16	MTC 03	W Jalazun	5:01pm-5:15pm	25	1	5	4	2	2	3	3	4	4			3			
22.02.16	MTC 03	W Jalazun	5:16pm-5:30pm	27	5	2	2	4	4			12	12						
22.02.16	MTC 03	W Jalazun	5:31pm-5:45pm	30	4	4	4	4	4	1	1	5	5			1			
22.02.16	MTC 03	W Jalazun	5:46pm-6:00pm	31	1	4	4	4	4			3	3						
22.02.16	MTC 03	W Jalazun	6:01pm-6:15pm	21	1	8		5	5			5	5			2			
22.02.16	MTC 03	W Jalazun	6:16pm-6:30pm	27		6	5					4	4			3		1	
22.02.16	MTC 03	W Jalazun	6:31pm-6:45pm	24	3	1	1	1	1	1	1	1	1						
22.02.16	MTC 03	W Jalazun	6:46pm-7:00pm	19	2	2	2	4	4			1	1			2		2	
22.02.16	MTC 03	W Jalazun	7:01pm-7:15pm	31	5	4						4	4			1			



Tab 101. Additional Manual Traffic Counts Original Survey Sheet – Location MTC 04

Date	Position	Direction	Time	1 MOTORCYCLE		2 PASSENGER CAR		3 LIGHT HEAVY VHLS		4 PRIVATE BUS		SERVICE		6 PUBLIC TRANSPORT		7 LARGE HEAVY VHLS #01		8 LARGE HEAVY VHLS #02	
				(AASHTO CLASS 1)		(AASHTO CLASS 2)		(AASHTO CLASS 3 AND 5)		(AASHTO CLASS 4)		(MINIBUS COLLECTIVE TAXI)		(AASHTO CLASS 4)		(AASHTO CLASS 6,7,8,9)		(AASHTO CLASS 10,11,12,13)	
				1 Motorcycle - white pl	2 Passenger Car - white pl	3 Passenger Car - yellow pl	4 Passenger Car - white pl	3 Light Heavy vehicles - white pl	3 Light Heavy vehicles - yellow pl	4 Private Bus - white pl	4 Private Bus - yellow pl	Service (minibus - collective taxi) green pl	Service (minibus - collective taxi) green pl	6 Public Transport - green pl	6 Public Transport - yellow pl	7 Large Vehicles - #01 - white pl	7 Large Vehicles - #01 - yellow pl	8 Large Vehicles - #02 - white pl	8 Large Vehicles - #02 - yellow pl
22.02.16	MTC 04	S Aqabat jabr East Jerusalem	3:15pm-3:30pm	3	39	5	19	7	7	1	1	6	6			2	1	1	
22.02.16	MTC 04	S Aqabat jabr East Jerusalem	3:31pm-3:45pm	1	52	13	14	7	1	1	1	8	8			2	1		
22.02.16	MTC 04	S Aqabat jabr East Jerusalem	3:46pm-4:00pm	2	49	7	14	5	1	1	1	5	5	1	3	1			
22.02.16	MTC 04	S Aqabat jabr East Jerusalem	4:01pm-4:15pm	2	56	6	21	4	3	1	1	5	5	1	3				
22.02.16	MTC 04	S Aqabat jabr East Jerusalem	4:16pm-4:30pm	1	54	8	23	3	1	1	1	11	11		5				
22.02.16	MTC 04	S Aqabat jabr East Jerusalem	4:31pm-4:45pm	3	59	6	15	4	1	4	1	3	3	1	2	5			
22.02.16	MTC 04	S Aqabat jabr East Jerusalem	4:46pm-5:00pm	1	55	5	26					5	5		5				
22.02.16	MTC 04	S Aqabat jabr East Jerusalem	5:01pm-5:15pm	2	48	9	15	1	2	2	2	5	5		2	4			
22.02.16	MTC 04	S Aqabat jabr East Jerusalem	5:16pm-5:30pm	2	65	7	13	3	3	2	2	5	5	1	1	1			
22.02.16	MTC 04	S Aqabat jabr East Jerusalem	5:31pm-5:45pm	3	53	11	16	7	7			4	4	1	4	5	1		
22.02.16	MTC 04	S Aqabat jabr East Jerusalem	5:46pm-6:00pm	4	40	3	12	4	1			4	4			4			
22.02.16	MTC 04	S Aqabat jabr East Jerusalem	6:01pm-6:15pm	4	42	8	16	4				3	3	2	3				
22.02.16	MTC 04	S Aqabat jabr East Jerusalem	6:16pm-6:30pm	6	54	2	12	6		1	1	9	9		3			2	
22.02.16	MTC 04	S Aqabat jabr East Jerusalem	6:31pm-6:45pm	1	60	9	7	1	1	1	1	7	7	1	4				
22.02.16	MTC 04	S Aqabat jabr East Jerusalem	6:46pm-7:00pm	49	1	16	7	1	2	1	2	5	5	1	4				
22.02.16	MTC 04	S Aqabat jabr East Jerusalem	7:01pm-7:15pm	1	51	6	18	2	1			5	5		1	1		1	
22.02.16	MTC 04	N Ariha	3:15pm-3:30pm	4	48	5	20	2		1	1	7	7	1	2				
22.02.16	MTC 04	N Ariha	3:31pm-3:45pm	1	48	5	15	2	2	2	2	6	6		6				
22.02.16	MTC 04	N Ariha	3:46pm-4:00pm	3	54	8	18	1		1	1	6	6	1	3				
22.02.16	MTC 04	N Ariha	4:01pm-4:15pm	2	58	11	19	6		3	3	9	9		3				
22.02.16	MTC 04	N Ariha	4:16pm-4:30pm	1	54	9	23	3	1	3		3	3		5	2			
22.02.16	MTC 04	N Ariha	4:31pm-4:45pm	2	63	7	26	4				3	3	1	1				
22.02.16	MTC 04	N Ariha	4:46pm-5:00pm	1	60	7	17	2	3	1	1	7	7		3				
22.02.16	MTC 04	N Ariha	5:01pm-5:15pm	1	45	1	19	1		1	1	5	5	3	6				
22.02.16	MTC 04	N Ariha	5:16pm-5:30pm	6	61	10	24	3	1	1	1	6	6		2				
22.02.16	MTC 04	N Ariha	5:31pm-5:45pm	1	43	9	18	1		1	1	4	4	1	4				
22.02.16	MTC 04	N Ariha	5:46pm-6:00pm	1	56	5	18	1				7	7		4				
22.02.16	MTC 04	N Ariha	6:01pm-6:15pm	1	61	8	16	3	1	2		4	4	1	3				
22.02.16	MTC 04	N Ariha	6:16pm-6:30pm	1	70	7	10	3	2	1	1	2	2	1	4			1	
22.02.16	MTC 04	N Ariha	6:31pm-6:45pm	3	61	2	19	5	1	1	1	2	2		2				
22.02.16	MTC 04	N Ariha	6:46pm-7:00pm		48	2	18	3		2	2	2	2		1	2			
22.02.16	MTC 04	N Ariha	7:01pm-7:15pm	3	56	5	19	2				6	6		3				



Tab 102. Additional Manual Traffic Counts Original Survey Sheet – Location MTC 05

Date	Position	Direction	Time	1 MOTORCYCLE		2 PASSENGER CAR		3 LIGHT HEAVY VHLS		4 PRIVATE BUS		SERVICE		6 PUBLIC TRANSPORT		7 LARGE HEAVY VHLS #01		8 LARGE HEAVY VHLS #02	
				(AASHTO CLASS 1)	(AASHTO CLASS 1)	(AASHTO CLASS 2)	(AASHTO CLASS 2)	(AASHTO CLASS 3 AND 5)	(AASHTO CLASS 3 AND 5)	(AASHTO CLASS 4)	(AASHTO CLASS 4)	(MINIBUS COLLECTIVE TAXI)	(MINIBUS COLLECTIVE TAXI)	(AASHTO CLASS 4)	(AASHTO CLASS 4)	(AASHTO CLASS 6,7,8,9)	(AASHTO CLASS 6,7,8,9)	(AASHTO CLASS 10,11,12,13)	(AASHTO CLASS 10,11,12,13)
22.02.16	MTC 05	E Hisma	3:15pm-3:30pm	1	1	53	75	3	5	2	3	13	13	2	2	7	4	1	2
22.02.16	MTC 05	E Hisma	3:31pm-3:45pm			51	63	10	7	3	3	17	17			8	1	3	2
22.02.16	MTC 05	E Hisma	3:46pm-4:00pm	1	1	51	73	8	8	2	1	15	15			3	2		2
22.02.16	MTC 05	E Hisma	4:01pm-4:15pm			40	5	10	6	2	2	7	7			3	7	2	1
22.02.16	MTC 05	E Hisma	4:16pm-4:30pm	1	1	48	2	67	10	5	2	1	10			3	7	5	2
22.02.16	MTC 05	E Hisma	4:31pm-4:45pm	1	1	39	2	66	8	13	6	2	13			8	5	1	
22.02.16	MTC 05	E Hisma	4:46pm-5:00pm	3	3	52	3	65	3	7	4	9	9	1	2	3	2	1	
22.02.16	MTC 05	E Hisma	5:01pm-5:15pm			40	3	65	4	8	2	4	10	2	4	4	5	2	2
22.02.16	MTC 05	E Hisma	5:16pm-5:30pm			56	3	50	4	7	4	1	7	2	2	10	2		
22.02.16	MTC 05	E Hisma	5:31pm-5:45pm	1	1	51	1	68	3	13	1	2	12	2	4	11	1	1	
22.02.16	MTC 05	E Hisma	5:46pm-6:00pm	1		48	4	68	4	8	3	11	11	2	3	4	4	2	2
22.02.16	MTC 05	E Hisma	6:01pm-6:15pm			45	4	56	3	9	3	3	4	1	1	1	1	1	
22.02.16	MTC 05	E Hisma	6:16pm-6:30pm			38	1	53	4	3	1	5	5	1	3	2	1	1	
22.02.16	MTC 05	E Hisma	6:31pm-6:45pm			37	1	58	5	7	1	4	1	1	1	1	1	1	1
22.02.16	MTC 05	E Hisma	6:46pm-7:00pm			33		64	4	4		3	3	1	3	5			
22.02.16	MTC 05	E Hisma	7:01pm-7:15pm	1	1	33		67	3	6	3	1	1	2	2	1	1	1	1
22.02.16	MTC 05	W Abu Dis	3:15pm-3:30pm			52	3	90	6	10	6	20	20			1	3	4	1
22.02.16	MTC 05	W Abu Dis	3:31pm-3:45pm			92	2	93	14	10	3	17	17	3	2	5	3	4	2
22.02.16	MTC 05	W Abu Dis	3:46pm-4:00pm	1		70	3	90	9	12	5	7	11	11	5	1	3		
22.02.16	MTC 05	W Abu Dis	4:01pm-4:15pm			47	4	92	5	11	6	2	13			4	7	3	
22.02.16	MTC 05	W Abu Dis	4:16pm-4:30pm	1	1	82	2	90	9	11	2	4	21			3	5	4	1
22.02.16	MTC 05	W Abu Dis	4:31pm-4:45pm	1		104		83	11	9	4	3	11	1	3	7	5	2	
22.02.16	MTC 05	W Abu Dis	4:46pm-5:00pm			74	3	110	23	7	3	3	13	1	6	14	3	2	
22.02.16	MTC 05	W Abu Dis	5:01pm-5:15pm			84	4	113	21	10	6	1	17			7	3	1	
22.02.16	MTC 05	W Abu Dis	5:16pm-5:30pm	1	1	60	2	105	4	16	1	3	6	3	4	2	6		
22.02.16	MTC 05	W Abu Dis	5:31pm-5:45pm	1		72	9	95	8	10	4	3	13	1		9	1	3	
22.02.16	MTC 05	W Abu Dis	5:46pm-6:00pm			52	7	103	8	13	1	3	10	2	6	2	7	1	
22.02.16	MTC 05	W Abu Dis	6:01pm-6:15pm			58	4	111	8	12	6	3	17			2	5	2	1
22.02.16	MTC 05	W Abu Dis	6:16pm-6:30pm			35	3	114	6	11	3	4	4	3	5	6	3		
22.02.16	MTC 05	W Abu Dis	6:31pm-6:45pm	1	1	38	2	110	10	9	2	3	6	1	2	2			
22.02.16	MTC 05	W Abu Dis	6:46pm-7:00pm			50	4	105	11	12	3	4	4	1	2	6	1		
22.02.16	MTC 05	W Abu Dis	7:01pm-7:15pm	1	1	46		93	6	10	5	2	4	2	5	6	2		



Tab 103. Additional Manual Traffic Counts Original Survey Sheet – Location MTC 06

1 MOTORCYCLE		2 PASSENGER CAR		3 LIGHT HEAVY VHLS		4 PRIVATE BUS		SERVICE		6 PUBLIC TRANSPORT		7 LARGE HEAVY VHLS #01		8 LARGE HEAVY VHLS #02	
(AASHTO CLASS 1)		(AASHTO CLASS 2)		(AASHTO CLASS 3 AND 5)		(AASHTO CLASS 4)		(MINIBUS COLLECTIVE TAXI)		(AASHTO CLASS 4)		(AASHTO CLASS 6,7,8,9)		(AASHTO CLASS 10,11,12,13)	
1	Motorcycle - white pl	2	Passenger - car - green pl	3	Light Heavy vehicles - white pl	4	Private Bus - white pl	5	Service (minibus - collective taxi) green pl	6	Public Transport - green pl	7	Large Heavy Vehicles - #01 - white pl	8	Large Heavy Vehicles - #02 - yellow pl
Time		Direction		Position		Date		Time		Direction		Position		Date	
22.02.16		S Halhul	3:15pm-3:30pm	MTC 06					13	3		2		1	
22.02.16		S Halhul	3:31pm-3:45pm	MTC 06					12	2		1			2
22.02.16		S Halhul	3:46pm-4:00pm	MTC 06					10	3					
22.02.16		S Halhul	4:01pm-4:15pm	MTC 06					12	5	1	2	1		
22.02.16		S Halhul	4:16pm-4:30pm	MTC 06					14	3	1	1			
22.02.16		S Halhul	4:31pm-4:45pm	MTC 06					13	2		5	1	2	1
22.02.16		S Halhul	4:46pm-5:00pm	MTC 06					12	3	1	3	1		
22.02.16		S Halhul	5:01pm-5:15pm	MTC 06					8	3	4				
22.02.16		S Halhul	5:16pm-5:30pm	MTC 06					11	1	2	2	1		
22.02.16		S Halhul	5:31pm-5:45pm	MTC 06					4	2				1	1
22.02.16		S Halhul	5:46pm-6:00pm	MTC 06					7	1		2			
22.02.16		S Halhul	6:01pm-6:15pm	MTC 06					4			4		3	4
22.02.16		S Halhul	6:16pm-6:30pm	MTC 06					2			1			
22.02.16		S Halhul	6:31pm-6:45pm	MTC 06					5	1		3	1	1	
22.02.16		S Halhul	6:46pm-7:00pm	MTC 06					2	2		2			
22.02.16		S Halhul	7:01pm-7:15pm	MTC 06					2			2			
22.02.16		N Bethlehem	3:15pm-3:30pm	MTC 06					20	1		2		1	2
22.02.16		N Bethlehem	3:31pm-3:45pm	MTC 06					13	4				1	
22.02.16		N Bethlehem	3:46pm-4:00pm	MTC 06					23	4		7		1	1
22.02.16		N Bethlehem	4:01pm-4:15pm	MTC 06					16		1	2		2	2
22.02.16		N Bethlehem	4:16pm-4:30pm	MTC 06					10	2	1	1			
22.02.16		N Bethlehem	4:31pm-4:45pm	MTC 06					9	1		4			
22.02.16		N Bethlehem	4:46pm-5:00pm	MTC 06					6	3		1			
22.02.16		N Bethlehem	5:01pm-5:15pm	MTC 06					8	1	3	1	1		
22.02.16		N Bethlehem	5:16pm-5:30pm	MTC 06					6		1	1		1	
22.02.16		N Bethlehem	5:31pm-5:45pm	MTC 06					6			2			
22.02.16		N Bethlehem	5:46pm-6:00pm	MTC 06					11			3			
22.02.16		N Bethlehem	6:01pm-6:15pm	MTC 06					2			2			
22.02.16		N Bethlehem	6:16pm-6:30pm	MTC 06					3			3			
22.02.16		N Bethlehem	6:31pm-6:45pm	MTC 06					3			2			
22.02.16		N Bethlehem	6:46pm-7:00pm	MTC 06					1			2		3	
22.02.16		N Bethlehem	7:01pm-7:15pm	MTC 06					1			3	2		1



Tab 104. Additional Manual Traffic Counts Original Survey Sheet – Location MTC 07

1 MOTORCYCLE (AASHTO CLASS 1)		2 PASSENGER CAR (AASHTO CLASS 2)		3 LIGHT HEAVY VHLS (AASHTO CLASSES 3 AND 5)		4 PRIVATE BUS (AASHTO CLASS 4)		SERVICE (MINIBUS COLLECTIVE TAXI)		6 PUBLIC TRANSPORT (AASHTO CLASS 4)		7 LARGE HEAVY VHLS #01 (AASHTO CLASSES 6,7,8,9)		8 LARGE HEAVY VHLS #02 (AASHTO CLASSES 10,11,12,13)	
1 Motorcycle - white pl	2 Passenger Car - yellow pl	3 Passenger Car - green pl	4 Passenger Car - yellow pl	5 Light Heavy vehicles - white pl	6 Light Heavy vehicles - yellow pl	7 Private Bus - white pl	8 Private Bus - yellow pl	9 Scenic minibus - collective taxi	10 Public Transport - green pl	11 Public Transport - yellow pl	12 Large Heavy Vehicles - white pl	13 Large Heavy Vehicles - yellow pl	14 Large Heavy Vehicles - yellow pl	15 Large Heavy Vehicles - yellow pl	16 Large Heavy Vehicles - yellow pl
Time		Direction		Position		Date		Date		Date		Date		Date	



Tab 105. Additional Manual Traffic Counts Original Survey Sheet – Location MTC 08

Date	Position	Direction	Time	1 MOTORCYCLE		2 PASSENGER CAR		3 LIGHT HEAVY VEHLS		4 PRIVATE BUS		SERVICE		6 PUBLIC TRANSPORT		7 LARGE HEAVY VEHLS #01		8 LARGE HEAVY VEHLS #02	
				(AASHTO CLASS 1)	(AASHTO CLASS 2)	(AASHTO CLASS 3)	(AASHTO CLASS 4)	(AASHTO CLASS 5)	(AASHTO CLASS 6)	(AASHTO CLASS 7)	(AASHTO CLASS 8)	(AASHTO CLASS 9)	(AASHTO CLASS 10)	(AASHTO CLASS 11)	(AASHTO CLASS 12)	(AASHTO CLASS 13)	(AASHTO CLASS 14)	(AASHTO CLASS 15)	(AASHTO CLASS 16)
22.02.16	MTC 08 alternatives	NE-Samu'a	3:15pm-3:30pm	NA	NA	NA	NA	NA	NA	NA	NA	NA	NA	NA	NA	NA	NA	NA	NA
22.02.16	MTC 08 alternatives	NE-Samu'a	3:31pm-3:45pm	NA	NA	NA	NA	NA	NA	NA	NA	NA	NA	NA	NA	NA	NA	NA	NA
22.02.16	MTC 08 alternatives	NE-Samu'a	3:46pm-4:00pm	NA	NA	NA	NA	NA	NA	NA	NA	NA	NA	NA	NA	NA	NA	NA	NA
22.02.16	MTC 08 alternatives	NE-Samu'a	4:01pm-4:15pm	NA	NA	NA	NA	NA	NA	NA	NA	NA	NA	NA	NA	NA	NA	NA	NA
22.02.16	MTC 08 alternatives	NE-Samu'a	4:16pm-4:30pm	NA	NA	NA	NA	NA	NA	NA	NA	NA	NA	NA	NA	NA	NA	NA	NA
22.02.16	MTC 08 alternatives	NE-Samu'a	4:31pm-4:45pm	NA	NA	NA	NA	NA	NA	NA	NA	NA	NA	NA	NA	NA	NA	NA	NA
22.02.16	MTC 08 alternatives	NE-Samu'a	4:46pm-5:00pm	NA	NA	NA	NA	NA	NA	NA	NA	NA	NA	NA	NA	NA	NA	NA	NA
22.02.16	MTC 08 alternatives	NE-Samu'a	5:01pm-5:15pm	NA	NA	NA	NA	NA	NA	NA	NA	NA	NA	NA	NA	NA	NA	NA	NA
22.02.16	MTC 08 alternatives	NE-Samu'a	5:16pm-5:30pm	NA	NA	NA	NA	NA	NA	NA	NA	NA	NA	NA	NA	NA	NA	NA	NA
22.02.16	MTC 08 alternatives	NE-Samu'a	5:31pm-5:45pm	NA	NA	NA	NA	NA	NA	NA	NA	NA	NA	NA	NA	NA	NA	NA	NA
22.02.16	MTC 08 alternatives	NE-Samu'a	5:46pm-6:00pm	NA	NA	NA	NA	NA	NA	NA	NA	NA	NA	NA	NA	NA	NA	NA	NA
22.02.16	MTC 08 alternatives	NE-Samu'a	6:01pm-6:15pm	NA	NA	NA	NA	NA	NA	NA	NA	NA	NA	NA	NA	NA	NA	NA	NA
22.02.16	MTC 08 alternatives	NE-Samu'a	6:16pm-6:30pm	NA	NA	NA	NA	NA	NA	NA	NA	NA	NA	NA	NA	NA	NA	NA	NA
22.02.16	MTC 08 alternatives	NE-Samu'a	6:31pm-6:45pm	NA	NA	NA	NA	NA	NA	NA	NA	NA	NA	NA	NA	NA	NA	NA	NA
22.02.16	MTC 08 alternatives	NE-Samu'a	6:46pm-7:00pm	NA	NA	NA	NA	NA	NA	NA	NA	NA	NA	NA	NA	NA	NA	NA	NA
22.02.16	MTC 08 alternatives	NE-Samu'a	7:01pm-7:15pm	NA	NA	NA	NA	NA	NA	NA	NA	NA	NA	NA	NA	NA	NA	NA	NA
22.02.16	MTC 08 alternatives	NW-Ramadin +Meitar CHK	3:15pm-3:30pm	NA	NA	NA	NA	NA	NA	NA	NA	NA	NA	NA	NA	NA	NA	NA	NA
22.02.16	MTC 08 alternatives	NW-Ramadin +Meitar CHK	3:31pm-3:45pm	NA	NA	NA	NA	NA	NA	NA	NA	NA	NA	NA	NA	NA	NA	NA	NA
22.02.16	MTC 08 alternatives	NW-Ramadin +Meitar CHK	3:46pm-4:00pm	NA	NA	NA	NA	NA	NA	NA	NA	NA	NA	NA	NA	NA	NA	NA	NA
22.02.16	MTC 08 alternatives	NW-Ramadin +Meitar CHK	4:01pm-4:15pm	NA	NA	NA	NA	NA	NA	NA	NA	NA	NA	NA	NA	NA	NA	NA	NA
22.02.16	MTC 08 alternatives	NW-Ramadin +Meitar CHK	4:16pm-4:30pm	NA	NA	NA	NA	NA	NA	NA	NA	NA	NA	NA	NA	NA	NA	NA	NA
22.02.16	MTC 08 alternatives	NW-Ramadin +Meitar CHK	4:31pm-4:45pm	NA	NA	NA	NA	NA	NA	NA	NA	NA	NA	NA	NA	NA	NA	NA	NA
22.02.16	MTC 08 alternatives	NW-Ramadin +Meitar CHK	4:46pm-5:00pm	NA	NA	NA	NA	NA	NA	NA	NA	NA	NA	NA	NA	NA	NA	NA	NA
22.02.16	MTC 08 alternatives	NW-Ramadin +Meitar CHK	5:01pm-5:15pm	NA	NA	NA	NA	NA	NA	NA	NA	NA	NA	NA	NA	NA	NA	NA	NA
22.02.16	MTC 08 alternatives	NW-Ramadin +Meitar CHK	5:16pm-5:30pm	NA	NA	NA	NA	NA	NA	NA	NA	NA	NA	NA	NA	NA	NA	NA	NA
22.02.16	MTC 08 alternatives	NW-Ramadin +Meitar CHK	5:31pm-5:45pm	NA	NA	NA	NA	NA	NA	NA	NA	NA	NA	NA	NA	NA	NA	NA	NA
22.02.16	MTC 08 alternatives	NW-Ramadin +Meitar CHK	5:46pm-6:00pm	NA	NA	NA	NA	NA	NA	NA	NA	NA	NA	NA	NA	NA	NA	NA	NA
22.02.16	MTC 08 alternatives	NW-Ramadin +Meitar CHK	6:01pm-6:15pm	NA	NA	NA	NA	NA	NA	NA	NA	NA	NA	NA	NA	NA	NA	NA	NA
22.02.16	MTC 08 alternatives	NW-Ramadin +Meitar CHK	6:16pm-6:30pm	NA	NA	NA	NA	NA	NA	NA	NA	NA	NA	NA	NA	NA	NA	NA	NA
22.02.16	MTC 08 alternatives	NW-Ramadin +Meitar CHK	6:31pm-6:45pm	NA	NA	NA	NA	NA	NA	NA	NA	NA	NA	NA	NA	NA	NA	NA	NA
22.02.16	MTC 08 alternatives	NW-Ramadin +Meitar CHK	6:46pm-7:00pm	NA	NA	NA	NA	NA	NA	NA	NA	NA	NA	NA	NA	NA	NA	NA	NA
22.02.16	MTC 08 alternatives	NW-Ramadin +Meitar CHK	7:01pm-7:15pm	NA	NA	NA	NA	NA	NA	NA	NA	NA	NA	NA	NA	NA	NA	NA	NA



Tab 106. Additional Manual Traffic Counts Original Survey Sheet – Location MTC_09_AltA

1 MOTORCYCLE (AASHTO CLASS 1)		2 PASSENGER CAR (AASHTO CLASS 2)		3 LIGHT HEAVY VHLS (AASHTO CLASSES 3 AND 5)		4 PRIVATE BUS (AASHTO CLASS 4)		SERVICE (MINIBUS COLLECTIVE TAXI)	6 PUBLIC TRANSPORT (AASHTO CLASS 4)		7 LARGE HEAVY VHLS #01 (AASHTO CLASSES 6,7,8,9)		8 LARGE HEAVY VHLS #02 (AASHTO CLASSES 10,11,12,13)	
Time		Direction		Position		Date		Direction		Position		Date		
1 Motorcycle - white pl	2 Passenger - car - white pl	2 Passenger - car - green pl	2 Passenger - car - yellow pl	3 Light Heavy vehicles - white pl	3 Light Heavy vehicles - yellow pl	4 Private Bus - white pl	4 Private Bus - yellow pl	Service (minibus - collective taxi) green pl	6 Public Transport - green pl	6 Public Transport - yellow pl	7 Large Heavy Vehicles - white pl	7 Large Heavy Vehicles - yellow pl	8 Large Heavy Vehicles - white pl	8 Large Heavy Vehicles - yellow pl
22.02.16	MTC 09 Alt. A	N-Tarquiniya chik	3:15pm-3:30pm	NA	NA	NA	NA	NA	NA	NA	NA	NA	NA	NA
22.02.16	MTC 09 Alt. A	N-Tarquiniya chik	3:31pm-3:45pm	NA	NA	NA	NA	NA	NA	NA	NA	NA	NA	NA
22.02.16	MTC 09 Alt. A	N-Tarquiniya chik	3:46pm-4:00pm	NA	NA	NA	NA	NA	NA	NA	NA	NA	NA	NA
22.02.16	MTC 09 Alt. A	N-Tarquiniya chik	4:01pm-4:15pm	NA	NA	NA	NA	NA	NA	NA	NA	NA	NA	NA
22.02.16	MTC 09 Alt. A	N-Tarquiniya chik	4:16pm-4:30pm	NA	NA	NA	NA	NA	NA	NA	NA	NA	NA	NA
22.02.16	MTC 09 Alt. A	N-Tarquiniya chik	4:31pm-4:45pm	NA	NA	NA	NA	NA	NA	NA	NA	NA	NA	NA
22.02.16	MTC 09 Alt. A	N-Tarquiniya chik	4:46pm-5:00pm	NA	NA	NA	NA	NA	NA	NA	NA	NA	NA	NA
22.02.16	MTC 09 Alt. A	N-Tarquiniya chik	5:01pm-5:15pm	NA	NA	NA	NA	NA	NA	NA	NA	NA	NA	NA
22.02.16	MTC 09 Alt. A	N-Tarquiniya chik	5:16pm-5:30pm	NA	NA	NA	NA	NA	NA	NA	NA	NA	NA	NA
22.02.16	MTC 09 Alt. A	N-Tarquiniya chik	5:31pm-5:45pm	NA	NA	NA	NA	NA	NA	NA	NA	NA	NA	NA
22.02.16	MTC 09 Alt. A	N-Tarquiniya chik	5:46pm-6:00pm	NA	NA	NA	NA	NA	NA	NA	NA	NA	NA	NA
22.02.16	MTC 09 Alt. A	N-Tarquiniya chik	6:01pm-6:15pm	NA	NA	NA	NA	NA	NA	NA	NA	NA	NA	NA
22.02.16	MTC 09 Alt. A	N-Tarquiniya chik	6:16pm-6:30pm	NA	NA	NA	NA	NA	NA	NA	NA	NA	NA	NA
22.02.16	MTC 09 Alt. A	N-Tarquiniya chik	6:31pm-6:45pm	NA	NA	NA	NA	NA	NA	NA	NA	NA	NA	NA
22.02.16	MTC 09 Alt. A	N-Tarquiniya chik	6:46pm-7:00pm	NA	NA	NA	NA	NA	NA	NA	NA	NA	NA	NA
22.02.16	MTC 09 Alt. A	N-Tarquiniya chik	7:01pm-7:15pm	NA	NA	NA	NA	NA	NA	NA	NA	NA	NA	NA
22.02.16	MTC 09 Alt. A	S-Hebron	3:15pm-3:30pm	NA	NA	NA	NA	NA	NA	NA	NA	NA	NA	NA
22.02.16	MTC 09 Alt. A	S-Hebron	3:31pm-3:45pm	NA	NA	NA	NA	NA	NA	NA	NA	NA	NA	NA
22.02.16	MTC 09 Alt. A	S-Hebron	3:46pm-4:00pm	NA	NA	NA	NA	NA	NA	NA	NA	NA	NA	NA
22.02.16	MTC 09 Alt. A	S-Hebron	4:01pm-4:15pm	NA	NA	NA	NA	NA	NA	NA	NA	NA	NA	NA
22.02.16	MTC 09 Alt. A	S-Hebron	4:16pm-4:30pm	NA	NA	NA	NA	NA	NA	NA	NA	NA	NA	NA
22.02.16	MTC 09 Alt. A	S-Hebron	4:31pm-4:45pm	NA	NA	NA	NA	NA	NA	NA	NA	NA	NA	NA
22.02.16	MTC 09 Alt. A	S-Hebron	4:46pm-5:00pm	NA	NA	NA	NA	NA	NA	NA	NA	NA	NA	NA
22.02.16	MTC 09 Alt. A	S-Hebron	5:01pm-5:15pm	NA	NA	NA	NA	NA	NA	NA	NA	NA	NA	NA
22.02.16	MTC 09 Alt. A	S-Hebron	5:16pm-5:30pm	NA	NA	NA	NA	NA	NA	NA	NA	NA	NA	NA
22.02.16	MTC 09 Alt. A	S-Hebron	5:31pm-5:45pm	NA	NA	NA	NA	NA	NA	NA	NA	NA	NA	NA
22.02.16	MTC 09 Alt. A	S-Hebron	5:46pm-6:00pm	NA	NA	NA	NA	NA	NA	NA	NA	NA	NA	NA
22.02.16	MTC 09 Alt. A	S-Hebron	6:01pm-6:15pm	NA	NA	NA	NA	NA	NA	NA	NA	NA	NA	NA
22.02.16	MTC 09 Alt. A	S-Hebron	6:16pm-6:30pm	NA	NA	NA	NA	NA	NA	NA	NA	NA	NA	NA
22.02.16	MTC 09 Alt. A	S-Hebron	6:31pm-6:45pm	NA	NA	NA	NA	NA	NA	NA	NA	NA	NA	NA
22.02.16	MTC 09 Alt. A	S-Hebron	6:46pm-7:00pm	NA	NA	NA	NA	NA	NA	NA	NA	NA	NA	NA
22.02.16	MTC 09 Alt. A	S-Hebron	7:01pm-7:15pm	NA	NA	NA	NA	NA	NA	NA	NA	NA	NA	NA



Tab 107. Additional Manual Traffic Counts Original Survey Sheet – Location MTC 10

				1 MOTORCYCLE (AASHTO CLASS 1)	2 PASSENGER CAR (AASHTO CLASS 2)	3 LIGHT HEAVY VHLS (AASHTO CLASSES 3 AND 5)	4 PRIVATE BUS (AASHTO CLASS 4)	SERVICE (MINIBUS COLLECTIVE TAXI)	6 PUBLIC TRANSPORT (AASHTO CLASS 4)	7 LARGE HEAVY VHLS #01 (AASHTO CLASSES 6,7,8,9)	8 LARGE HEAVY VHLS #02 (AASHTO CLASSES 10,11,12,13)
Date	Position	Direction	Time	1 Motorcycle white pl	2 Passenger car - white pl	3 Light vehicles - white pl	4 Private Bus - white pl	5 Service vehicles - green pl	6 Public Transport - green pl	7 Large Heavy Vehicles #01 - white pl	8 Large Heavy Vehicles #02 - yellow pl
22.02.16	MTC 10	NE Gaza City	3:15pm-3:30pm	6	73	3		7	13		6
22.02.16	MTC 10	NE Gaza City	3:31pm-3:45pm	10	115	6		14	1	17	15
22.02.16	MTC 10	NE Gaza City	3:46pm-4:00pm	14	143	12	1	13		14	6
22.02.16	MTC 10	NE Gaza City	4:01pm-4:15pm	14	144	7	1	9		15	7
22.02.16	MTC 10	NE Gaza City	4:16pm-4:30pm	9	140	4		6		18	8
22.02.16	MTC 10	NE Gaza City	4:31pm-4:45pm	9	137	4		15	3	14	3
22.02.16	MTC 10	NE Gaza City	4:46pm-5:00pm	12	104	4	1	8		10	12
22.02.16	MTC 10	NE Gaza City	5:01pm-5:15pm	12	113	9	2	9	2	9	14
22.02.16	MTC 10	NE Gaza City	5:16pm-5:30pm	8	143	10	1	6		12	9
22.02.16	MTC 10	NE Gaza City	5:31pm-5:45pm	8	140	4	1	9		18	12
22.02.16	MTC 10	NE Gaza City	5:46pm-6:00pm	5	104	7		9		12	11
22.02.16	MTC 10	NE Gaza City	6:01pm-6:15pm	13	128	4		7		12	12
22.02.16	MTC 10	NE Gaza City	6:16pm-6:30pm	7	106	7		9	1	10	10
22.02.16	MTC 10	NE Gaza City	6:31pm-6:45pm	5	82	6		7	7	7	2
22.02.16	MTC 10	NE Gaza City	6:46pm-7:00pm	2	123	4		3	1	12	7
22.02.16	MTC 10	NE Gaza City	7:01pm-7:15pm	5	93	10		6		3	7
22.02.16	MTC 10	SW Rafah City	3:15pm-3:30pm	5	77	9		20	6	7	1
22.02.16	MTC 10	SW Rafah City	3:31pm-3:45pm	8	104	10		14	4	10	3
22.02.16	MTC 10	SW Rafah City	3:46pm-4:00pm	18	152	12		12	4	6	3
22.02.16	MTC 10	SW Rafah City	4:01pm-4:15pm	7	150	10		20	2	9	2
22.02.16	MTC 10	SW Rafah City	4:16pm-4:30pm	13	152	11		22	2	12	4
22.02.16	MTC 10	SW Rafah City	4:31pm-4:45pm	13	135	16		21		12	2
22.02.16	MTC 10	SW Rafah City	4:46pm-5:00pm	10	137	11		24	2	7	6
22.02.16	MTC 10	SW Rafah City	5:01pm-5:15pm	13	131	7		23	5	7	1
22.02.16	MTC 10	SW Rafah City	5:16pm-5:30pm	9	143	10		13	1	10	1
22.02.16	MTC 10	SW Rafah City	5:31pm-5:45pm	7	160	5		17	1	5	1
22.02.16	MTC 10	SW Rafah City	5:46pm-6:00pm	4	140	3		24		10	4
22.02.16	MTC 10	SW Rafah City	6:01pm-6:15pm	17	104	2		10	9	9	2
22.02.16	MTC 10	SW Rafah City	6:16pm-6:30pm	8	112	5		10		6	2
22.02.16	MTC 10	SW Rafah City	6:31pm-6:45pm	12	95	5		12		8	2
22.02.16	MTC 10	SW Rafah City	6:46pm-7:00pm	6	126	6		12		6	2
22.02.16	MTC 10	SW Rafah City	7:01pm-7:15pm	5	92	2		6		4	3